

From the County Administrator

May 18, 2011

Members of the Board of Supervisors:

I am pleased to transmit to you my first budget document as the County Administrator. The FY2011/12 Recommended Budget is a balanced budget of \$761,290,026 and has been prepared with the overall policy direction and guidance as established by the Board throughout the past fiscal year. The Recommended Budget reflects a reduction of \$31,893,228 or 4% from the FY2010/11 Adopted Budget and reflects continued belt-tightening measures. As such, the FY2011/12 Recommended Budget, although balanced, contains a structural deficit and relies on the use of a portion of the projected FY2010/11 General Fund year-end fund balance, a \$6 million draw from the County's General Fund Reserve, and \$960,000 from the Accrued Leave Reserve to close a gap between ongoing revenues and recommended expenditures.



It should be noted that work continues on the part of the County Department Heads and the County Administrative Office staff to address the structural deficit. Over the past three years we have made significant budget reductions in response to unprecedented drops in revenues, property tax being the most significant. We have seen the year-end fund balance continue to shrink and we have made draw-downs on Reserves as planned for in these times of economic downturn. Still, the structural deficit persists in part because our revenues continue to decrease.

While we may find ourselves in a better financial condition than many other California counties, most certainly because of a history of sound financial planning and fiscal management, we should be prepared for several more lean and difficult budget years ahead. It is with this reality that the recommendations contained in this budget are made with a sense of sadness in that County Government continues to find itself being placed in the inevitable position of cutting staff and reducing services while facing increasing caseloads and operating costs at a time when revenue sources are continuing to decline due to outside influences beyond our control. Our declining revenues reflect the prolonged effects of a recession with record high unemployment and the local collapse of housing prices as well as a State government that has, for yet another fiscal year, been unable to address its budgetary shortfalls. Once again, the State proposes to shift program responsibilities or use revenues from counties, cities, and schools as its solution to balance the State's Budget.

This document does not represent a status quo budget in the form of maintaining services or service levels. The FY2011/12 Recommended Budget is a reduction budget – with further reductions in staffing and service levels. Almost without exception for a third consecutive year, departments were required to make difficult budgetary and operational choices in order to absorb increases in labor-related costs, address losses of program revenues, and meet increased demands for services with reduced staff. While the Recommended Budget is balanced, at least momentarily, and includes an appropriation for contingencies and General Fund Reserves, we await the State's next move as State lawmakers grapple with their budget shortfall.



County of Solano

Recommended Budget

It is at this point that I want to take this opportunity to express my sincere thanks and appreciation to the entire County Administrative Office staff and the Department Heads and their staffs for their dedication and commitment to excellence. They have demonstrated that by working together we can find options and innovative solutions that enable the County to serve the public in spite of reduced resources. This has meant rethinking the process in which services are delivered and investing in appropriate technologies that expand the capabilities of the remaining staff. Many of those projects the Board approved are coming to fruition in the coming months.

I especially want to thank Lorenzo Zialcita, who served as the Budget Officer, and Chris Rogers and Jodene Nolan, who coordinated and implemented the many format and process changes brought forward in this revised budget document in a professional and successful manner. Together these individuals, working with a Budget Workgroup – which includes Simona Padilla- Scholtens, Phyllis Taynton, Donna Caldwell, Russ Hansen, Michael Cooper, Mike Medvedoff, Susan Zialcita, Moira Sullivan, Donald Turko and Julienne Alexandre – spent additional time and effort planning for and restructuring the budget calendar and document. In addition, a heartfelt thank you to every member of the County Administrator's staff and the Department Heads for their efforts and willingness to be part of a team that put this document together.

In conclusion, I want to recognize and thank the Administrative Office staff, the Department Heads, the County employees, and our community partners who have worked throughout the year to identify opportunities to re-prioritize and where possible redesign services and reduce costs to enable the community to receive services while the County weathers another year of declining General Fund revenues. Together, we have been resourceful and have successfully found innovative ways to continue to provide services, upholding our responsibility to the people to provide a safe and healthy place to live, work, learn and play. Together, we will move forward another year.

Respectfully submitted,



Birgitta E Corsello
County Administrator

Board of Supervisors



Michael J. Reagan
Chair
District 5



James P. Spring
Vice Chair
District 3



Barbara R. Kondylis
District 1



Linda J. Seifert
District 2



John M. Vasquez
District 4

SOLANO COUNTY'S MISSION

To serve the people and to provide a safe and healthy place to live, learn, work and play.

SOLANO COUNTY'S VISION

The County of Solano will be locally and nationally recognized for its partnerships and leadership in providing innovative, effective and fiscally responsible services that result in the highest quality of life for its residents.

CORE VALUES

Integrity: Be open and honest, trustworthy, ethical and fair

Dignity: Treat all persons with respect

Excellence: Provide quality, integrated, sustainable and innovative public services

Accountability: Take ownership, be fiscally responsible and result-driven

Leadership: Be personally responsible and a positive example for others

GOALS

Improve the health and well-being of those who live and work here

Ensure responsible and sustainable land use

Maintain a safe community

Invest in and for the future



**SOLANO
COUNTY**

Budget Team & Department Head Listings

Budget Team

| | | |
|---|---------------------------------|----------|
| Budget Officer..... | Lorenzo Zialcita | 784-1969 |
| Capital Projects | Geroge Untal..... | 784-6111 |
| Health & Social Services/Land Use..... | Ron Grassi | 784-6933 |
| Law and Justice | Bob Lawton..... | 784-6116 |
| General Government/Education/Internal Service Funds | Chris Rogers..... | 784-6481 |
| General Revenues & Property Taxation..... | Simona Padilla-Scholten..... | 784-6280 |
| Budget Systems | Phyllis Taynton | 784-6288 |
| Indirect Cost | Jun Adeva | 784-3418 |
| Budget Training..... | Ray Catapang/Magen Yambao | 784-6942 |
| Budget Document Production..... | Jodene Nolan | 784-6108 |
| Legislation | Amy Jenkins..... | 784-3002 |
| Public Communications Officer | Stephen Pierce | 784-6122 |






Department Head Listing

| | | |
|---|------------------------------|----------|
| Ag Commissioner-Sealer of Weights & Measures..... | Jim Allan..... | 784-1310 |
| Assessor-Recorder | Marc Tonnesen | 784-6200 |
| Auditor-Controller | Simona Padilla-Scholten..... | 784-6280 |
| Chief Information Officer/Registrar of Voters | Ira Rosenthal | 784-6675 |
| Cooperative Extension | Carole Paterson | 784-1317 |
| County Administrator..... | Birgitta Corsello..... | 784-6100 |
| County Counsel..... | Dennis Bunting..... | 784-6140 |
| Child Support Services..... | Pamela Posehn..... | 784-7210 |
| District Attorney | Don du Bain | 784-6800 |
| General Services | Mike Lango | 784-7900 |
| Health & Social Services | Patrick Duterte | 784-8400 |
| Human Resources/Risk Management | Georgia Cochran..... | 784-6170 |
| Library..... | Bonnie Katz..... | 784-1500 |
| Probation | Isabelle Voit | 784-7600 |
| Public Defender-Conflict Public Defender | Lesli Caldwell | 784-6700 |
| Resource Management | Bill Emlen..... | 784-6765 |
| Sheriff-Coroner | Gary Stanton..... | 421-7030 |
| Treasurer-Tax Collector-County Clerk..... | Charles Lomeli..... | 784-6295 |
| Veterans Services | William Reardon | 784-6590 |
| Workforce Investment Board (WIB) | Robert L. Bloom | 864-3370 |

Electorate

County of Solano
Organizational Chart

Board of Supervisors

| | | | | |
|--|---|---|---|--|
|  Barbara R. Kondylis District 1 |  Linda J. Seifert District 2 |  James P. Spering District 3 |  John M. Vasquez District 4 |  Michael J. Reagan District 5 |
|--|---|---|---|--|



County Counsel
Dennis Bunting



County Administrator
Birgitta Corsello

Elected Officials



Auditor-Controller
Simona Padilla-Scholten



District Attorney
Don du Bain



Assessor-Recorder
Marc Tonnesen



Sheriff/Coroner
Gary Stanton



Tax Collector/County
Clerk/Treasurer
Charles Lomeli

Appointed Officials



Ag. Comm./Sealer
Jim Allan



General Services
Mike Lango



Human Resources
Georgia Cochran



H&SS
Patrick Duterte



Public Defender
Lesli Caldwell



Library
Bonnie Katz



Resource Mgmt.
Bill Emlen



Veterans Services
William Reardon



CIO/ROV
Ira Rosenthal



Probation
Isabelle Voit



UC Coop Extension
Carole Paterson



Child Support Services
Pamela Posehn

.....Personnel/Budgetary Controls Only

Table of Contents

BUDGET SUMMARY

| | |
|---|----|
| County Administrator’s Message..... | 1 |
| Financial Summary | 4 |
| State Budget Overview | 8 |
| General Fund Fiscal Assumptions | 15 |
| Reduction Efforts During FY2010/11..... | 17 |
| Permanent Position Allocation | 22 |

COUNTY STATISTICAL PROFILE..... 31

BUDGET CONSTRUCTION & LEGAL REQUIREMENTS 45

SUMMARY BUDGET SCHEDULES

| | |
|---|-----|
| All Funds Summary (1) | 59 |
| Governmental Funds Summary (2)..... | 60 |
| Fund Balance – Governmental Funds (3) | 62 |
| Reserves/Designations by Governmental Funds (4)..... | 64 |
| Summary of Governmental Funds’ Additional Financing Sources by Source (5)..... | 66 |
| Detail of Additional Financing Sources by Fund and Account (6)..... | 68 |
| Summary of Financing Uses by Function and Fund (7) | 93 |
| Detail of Financing Uses by Function, Activity and Budget Unit (8)..... | 96 |
| General Fund Financing Sources and Uses | 101 |
| Governmental Funds Financing Sources and Uses..... | 102 |
| Operating Transfers Out/In | 103 |

GENERAL GOVERNMENT & SUPPORT SERVICES

| | |
|--|------|
| Board of Supervisors..... | G-1 |
| Board of Supervisors – District 1..... | G-3 |
| Board of Supervisors – District 2..... | G-5 |
| Board of Supervisors – District 3..... | G-8 |
| Board of Supervisors – District 4..... | G-11 |
| Board of Supervisors – District 5..... | G-14 |
| Board of Supervisors - Administration..... | G-17 |
| County Administrator..... | G-18 |

| | |
|---|-------|
| Promotions | G-24 |
| General Expenditures | G-26 |
| Countywide Cost Allocation Plan | G-28 |
| General Fund Other – Debt Service | G-29 |
| Grand Jury..... | G-30 |
| Other Public Defense | G-32 |
| California Medical Facility Cases | G-33 |
| Micro-Enterprise Business..... | G-34 |
| SE Vallejo Redevelopment Settlement..... | G-35 |
| Tobacco Settlement..... | G-36 |
| Assessor/Recorder | G-37 |
| Recorder..... | G-43 |
| Recorder/Micrographic | G-46 |
| Auditor-Controller | G-47 |
| General Revenue | G-53 |
| Debt Service | G-55 |
| Pension Debt Service Fund..... | G-57 |
| 2002 Certificates of Participation | G-59 |
| 2007 Certificates of Participation | G-60 |
| H&SS Administration/Refinance SPHF..... | G-61 |
| Tax Collector/County Clerk..... | G-62 |
| Treasurer | G-68 |
| County Counsel | G-70 |
| Human Resources..... | G-75 |
| Employee Development & Training | G-80 |
| Risk Management..... | G-81 |
| Registrar of Voters..... | G-83 |
| General Services | G-88 |
| Real Estate Services | G-96 |
| General Services Special Revenue Fund | G-97 |
| Fleet Management..... | G-98 |
| Reprographics | G-101 |
| Airport..... | G-102 |
| Special Aviation | G-105 |
| Department of Information Technology..... | G-106 |
| Communications | G-114 |

CAPITAL PROJECTS

Accumulated Capital Outlay (ACO)..... CP-1
 Public Art Projects..... CP-15
 Fairgrounds Development Project..... CP-16
 Government Center Complex Projects..... CP-18
 H&SS Capital Projects CP-19
 Public Facilities Fees CP-20
 Juvenile Hall Capital Projects..... CP-21
 CJ Facility Temporary Construction Fund CP-22
 Courthouse Temporary Construction Fund CP-23

PUBLIC PROTECTION

Department of Child Support ServicesP-1
 District Attorney.....P-6
 DA Special Revenue Fund.....P-12
 Public DefenderP-13
 Public Defender – ConflictP-18
 SheriffP-20
 Civil Processing FeeP-29
 Sheriff Asset SeizureP-30
 Valero SettlementP-31
 Homeland Security Grant.....P-32
 Sheriff’s Office Grant Funds.....P-33
 Sheriff Special Revenue FundP-35
 Local Law Enforcement Block Grant (LLEBG)P-36
 Animal Care Services.....P-37
 Indigent Burial.....P-41
 Probation.....P-42
 Office of Family Violence PreventionP-50
 Juvenile Hall Recreation-Ward Welfare FundP-49
 Fouts Springs Youth FacilityP-52
 Agricultural Commissioner/Weights &
 MeasuresP-54
 Resource Management.....P-58
 Delta Water Activities.....P-67
 Fish/Wildlife Propagation Program.....P-69
 Housing Rehabilitation FundP-70

Homeacres Loan Program..... P-71
 Housing Authority P-72
 County Low/Mod Housing..... P-73
 Parks & Recreation..... P-74
 Local Agency Formation Commission P-79

PUBLIC WORKS

Public Works.....PW-1
 Surveyor/EngineerPW-8
 Survey MonumentPW-9
 Regional Transportation ProjectPW-10
 Public Works ImprovementsPW-11

HEALTH & PUBLIC ASSISTANCE

Health & Social Services (Dept. Summary)H-1
 H&SS AdministrationH-9
 Behavioral HealthH-13
 Health ServicesH-18
 Social Services.....H-24
 Assistance Programs.....H-32
 In-Home Support Services – Public AuthorityH-36
 In-Home Support Services – Public Authority
 Administration.....H-38
 Tobacco Prevention & EducationH-40
 First 5 Solano Children & Families Commission.....H-41
 Veterans ServicesH-46

EDUCATION & RECREATION

Library..... E-1
 Library Zone 1 E-7
 Library Zone 2 E-8
 Library Zone 6 E-9
 Library Zone 7 E-10
 Library – Special Revenue..... E-11
 Cooperative Extension..... E-12

CONTINGENCIES

General Fund.....C-1
 Accumulated Capital OutlayC-2

Table of Contents

| | | | |
|---|------|---|------|
| Public Art..... | C-3 | Public Works Improvement..... | C-19 |
| Public Facilities Fees | C-4 | Tobacco Prevention & Education | C-20 |
| H&SS Capital Projects | C-5 | Library..... | C-21 |
| Survey Monument Preservation | C-6 | Library – Zone 1 | C-22 |
| DA Special Revenue Fund..... | C-7 | Library – Zone 2 | C-23 |
| Civil Processing Fees..... | C-8 | Library – Zone 6 | C-24 |
| Sheriff Asset Seizure | C-9 | Library – Zone 7 | C-25 |
| Sheriff (OES)..... | C-10 | Library – Special Revenue..... | C-26 |
| Sheriff Special Revenue Fund | C-11 | | |
| Juvenile Hall Rec-Ward Welfare Fund | C-12 | SPECIAL DISTRICTS & OTHERS | |
| CJ Facility Temporary Construction Fund | C-13 | East Vallejo Fire Protection District | S-1 |
| Courthouse Temporary Construction Fund | C-14 | Consolidated County Service Area | S-3 |
| Fish/Wildlife Propagation Program..... | C-15 | Workforce Investment Board (WIB) | S-4 |
| Home Investment Program | C-16 | Solano County Fair | S-8 |
| Homeacres Loan Program | C-17 | | |
| Recorder/Micrographic..... | C-18 | APPENDIX | |
| | | Glossary of Budget Terms and Acronyms | A-1 |

LISTING OF GRAPHS & TABLES

| | | | |
|--|------|---|----|
| 2010 Gross Agriculture Crop Values for Solano County | 41 | Percent of Population by Ethnicity in Solano County..... | 36 |
| Average Wage Per Job in Benchmark Counties – 2009..... | 39 | Permanent Position Allocation (Detailed by Function)..... | 23 |
| California Map of Benchmark Counties | 31 | Permanent Position Allocation by Functional Area: | |
| Comparison of Land Area and Population Density and Distribution in Benchmark Counties..... | 34 | FY2001/02 to FY2011/12 | 22 |
| Employment by Industries in Solano County – March 2011..... | 38 | Permanent Position Summary..... | 28 |
| FY2011 Five-Year CIP Status Report..... | CP-5 | Population of Benchmark Counties | 33 |
| General Fund Fiscal Projections..... | 15 | Principal Taxpayers with over \$50,000 in Assessed Value for FY2010/11..... | 43 |
| General Fund Spending Plan | 6 | Revenues by Source | 5 |
| Governmental Funds/Other Funds Distribution | 4 | Solano County Population Change from 1990 to 2011 | 32 |
| History of General Fund Reserves, Designations and Fund Balance | 7 | Sources of Discretionary Revenue | 6 |
| Legal Debt Margin Information | G-56 | Spending Plan by Function | 5 |
| Local Assessed Values for Solano County | 42 | Summary of All Funds | 4 |
| Most Common Commute Destination for Working Solano County Residents | 40 | Summary of Positions | 27 |
| Percent of Population Below the Poverty Level in Benchmark Counties (2009)..... | 35 | Unemployment Rates from 2007 to 2011 in Benchmark Counties..... | 37 |
| | | Updated 2011/12 State Budget Problem – May Revision .. | 11 |

BUDGET CONSTRUCTION & LEGAL
 REQUIREMENTS45
 CAO BUDGET MESSAGE
 County Administrator’s Message1
 Financial Summary4
 State Budget Overview8
 General Fund Fiscal Assumptions15
 Reduction Efforts in FY2010/1117
 Permanent Position Allocation22
 SOLANO COUNTY STATISTICAL PROFILE31
 SUMMARY BUDGET SCHEDULES59
 GLOSSARY OF TERMS A-1

Budget Units

2002 Certificates of Participation (8032)G-59
 2007 Certificates of Participation (8037)G-60
 Debt Service SummaryG-55

- A -

Accumulated Capital Outlay (ACO) (1700)CP-1
 Agricultural Commissioner/Weights
 & Measures (2830) P-54
 Airport (9000)G-102
 Animal Care Services (2850) P-37
 APPROPRIATION FOR CONTINGENCIES:
 Accumulated Capital Outlay (9306) C-2
 Civil Processing Fees (9117) C-8
 CJ Facility Temporary Construction Fund (9119) C-13
 Courthouse Temporary Construction
 Fund (9120) C-14
 DA Special Revenue (9116) C-7
 Fish/Wildlife Propagation Program (9312) C-15
 General Fund (9301) C-1
 H&SS Capital Projects (9149) C-5
 Homeacres Loan Program (9129) C-17
 Home Investment Program (9165) C-16
 Juvenile Hall Rec-Ward Welfare Fund (9151) C-12
 Library (9304) C-21
 Library-Special Revenue (9228) C-26
 Library Zone 1 (9150) C-22
 Library Zone 2 (9180) C-23
 Library Zone 6 (9166) C-24
 Library Zone 7 (9167) C-25
 Public Art (9402) C-3
 Public Facilities Fees (9124) C-4
 Public Works Improvement (9122) C-19
 Recorder/Micrographic (9115) C-18
 Sheriff Asset Seizure (9118) C-9
 Sheriff (OES) (9256) C-10
 Tobacco Prevention & Education (7950) C-20
 Sheriff Special Revenue Fund (9125) C-11
 Survey Monument Preservation (9123) C-6
 Assessor/Recorder (1150) G-7
 Auditor-Controller (1200) G-47

- B -

Board of SupervisorsG-1
 Board of Supervisors – Administration (1008)G-17

Board of Supervisors – District 1 (1001) G-3
 Board of Supervisors – District 2 (1002) G-5
 Board of Supervisors – District 3 (1003) G-8
 Board of Supervisors – District 4 (1004) G-11
 Board of Supervisors – District 5 (1005) G-14

- C -

California Medical Facility (CMF) Cases (6800) G-33
 Civil Processing Fees (4110)P-29
 CJ Facility Temporary Construction Fund (4130) CP-22
 Communications (1600) G-14
 Consolidated County Service Area (9746) S-3
 Cooperative Extension (6200)E-12
 County Administrator (1100) G-18
 County Counsel (1400) G-70
 County Low/Mod Housing (3230)P-73
 Countywide Cost Allocation Plan (1905) G-28
 Courthouse Temporary Construction Fund (4140) CP-23

- D -

DA Special Revenue Fund (4100)P-12
 Delta Water Activities (1451)P-67
 Department of Child Support Services (2480)P-1
 Department of Information Technology (1870) G-106
 District Attorney (6500)P-6

- E -

East Vallejo Fire Protection District (9814)S-1
 Employee Development and Training (1103) G-80

- F -

Fairgrounds Development Project (1815) CP-16
 First 5 Solano Children & Families
 Commission (1530) H-41
 Fish/Wildlife Propagation Program (2950) P-69
 Fleet Management (3100) G-98
 Fouts Springs Youth Ranch (2801) P-52

- G -

General Expenditures (1903) G-26
 General Fund Other – Debt Service (1906) G-29
 General Revenue (1101) G-53
 General Services (1117) G-88
 General Services – Special Revenue Fund (3001) G-97
 Government Center Complex Projects (1810) CP-18
 Grand Jury (2400) G-30

- H -

H&SS – Administration (7501) H-9
 H&SS – Assistance Programs (7900) H-32
 H&SS – Behavioral Health (7780) H-13
 H&SS – Capital Projects (2490) CP-19
 H&SS – Department Summary (7500) H-1
 H&SS – Health Services (7880) H-18
 H&SS – Social Services (7680) H-24

Index

H&SS Administration/Refinance SPHF (8034) G-61
 Homeacres Loan Program (8220) P-71
 Homeland Security (2590)..... P-32
 Housing Authority of Solano County (1510) P-72
 Housing Rehabilitation Fund (Fund 105) P-70
 Human Resources (1500) G-75

- I -

Indigent Burial (Vets Cem Care) (5460) P-41
 In-Home Supportive Services (1520)..... H-36
 In-Home Supportive Services –
 Public Authority Administration (7690) H-38

- J -

Juvenile Hall Capital Projects (8012).....CP-21
 Juvenile Hall Recreation-Ward Welfare Fund (8035) P-49

- L -

Law Enforcement Block Grant (3440)..... P-36
 Library (6300) E-1
 Library – Special Revenue (2280) E-11
 Library Zone 1 (6150) E-7
 Library Zone 2 (6180) E-8
 Library Zone 6 (6166) E-9
 Library Zone 7 (6167) C-10
 Local Agency Formation Commission (2930) P-79

- M -

Micro-Enterprise Business..... G-34

- O -

Office of Family Violence Prevention (5500) P-50
 Other Public Defense (6730) G-32

- P -

Parks and Recreation (7000)..... P-74
 Pension Debt Service Fund (8006)..... G-57
 Probation (6650)..... P-42
 Promotion (1750)..... G-24
 Public Art Projects (1630) CP-15
 Public Defender (6530)..... P-13

Public Defender – Conflict (6540) P-18
 Public Facilities Fees (1760) CP-20
 Public Works (3010)..... PW-1
 Public Works Improvements (3020) PW-11

- R -

Real Estate Services (1642) G-96
 Recorder (2909)..... G-43
 Recorder/Micrographic (4000) G-46
 Regional Transportation Project (3030) PW-10
 Registrar of Voters (1550)..... G-83
 Reprographics (1901) G-101
 Resource Management (2910) P-58
 Risk Management (1830)..... G-81

- S -

Sheriff (6550) P-20
 Sheriff Asset Seizure (4120) P-30
 Sheriff’s Office Grant Funds (3250) P-33
 Sheriff Special Revenue Fund (4050) P-35
 Solano County Fair (2350) S-8
 Southeast Vallejo Redevelopment Settlement (2380)..... G-35
 Special Aviation (9050) G-105
 Survey Monument (1950) PW-9
 Surveyor/Engineer (1904)..... PW-8

- T -

Tax Collector/County Clerk (1300)..... G-62
 Tobacco Prevention & Education (7950) H-40
 Tobacco Settlement (2390)..... G-36
 Treasurer (1350) G-68

- V -

Valero Settlement (2570) P-31
 Veterans Services (5800) H-45

- W -

Workforce Investment Board (WIB) (7200) S-4

COUNTY ADMINISTRATOR'S BUDGET MESSAGE

DATE: May 18, 2011
TO: Board of Supervisors
FROM: Birgitta E. Corsello, County Administrator
SUBJECT: FY2011/12 Recommended Budget

Staff recommends that the Board of Supervisors conduct Budget Hearings beginning at 9:00 a.m., June 20, 2011, and approve an Adopted Budget at the conclusion of the Hearings.

Included in the budget message are the following budget-related sections: 1) Budget Overview, 2) Financial Summary, 3) State Budget Impacts; 4) General Fund 5-Year Fiscal Projection; 5) Reduction Efforts During FY2010/11; and 6) Permanent Position Summary.

Budget Overview

The FY2011/12 Recommended Budget totals \$761,290,609. This amount represents a decrease of \$31,893,228 or 4%, when compared to the FY2010/11 Adopted Budget. The Recommended Budget reflects the third consecutive year of reductions in County operations beginning with the Adopted Budget of FY2008/09 for a cumulative reduction of \$220,642,834 or 22.5%. The Recommended Budget includes the following changes when compared to the FY2010/11 Adopted Budget:

- General Fund totals \$215.2 million, a decrease of \$13.1 million, or 5.7%;
- Public Safety Fund totals \$136.5 million, a decrease of \$4.2 million or 3.0%;
- Health and Social Services Fund contains \$270.6 million, an increase of \$3.6 million or 1.4%;
- Other Special Revenue Funds consists of \$109.1 million, a decrease of \$11.8 million or 9.8%;
- Capital Project Funds includes \$9.4 million, a decrease of \$8.2 million or 46.6%; and
- Debt Service Funds total \$20.0 million, an increase of \$1.2 million or 6.6%.

The Recommended Budget is financed by \$54.5 million in Fund Balance, of which \$32.7 million is from the General Fund. The General Fund Balance projection for FY2010/11 is slightly less than the ending fund balance in FY2009/10 and should be considered an accomplishment, given the continued impacts of the recession resulting in increased assistance program costs; reduced interest earnings; a decline in property tax revenues; the impact of the Federal Government's decision to end enhanced FMAP funding for IHSS, thereby increasing County costs by \$2.2 million; and the State of California's actions to eliminate AB3632 funding, leaving the County with an unfunded mandated program cost of \$2.9 million, requiring a Court decision to suspend the mandate. The projected Fund Balance of \$32.7 million, although less than that of FY2009/10, will enable a balanced FY2011/12 budget. It is a testament to the year-round spending discipline exercised by the County Departments and the hard choices made by the Board this year through the series of budget workshops focused on trimming the county budget further which enable us to counter the losses of revenue and unanticipated program cost increases, and prevent the size of the structural deficit from increasing in the General Fund, the Library Fund, and several other operating budgets.

The Recommended Budget is not a status quo budget nor is it ideal: it reflects reduced revenues and a further reduction in flexibility. The continued fiscal demands and realities facing the County in the third year of a recession are evident by increased case loads, higher unemployment and uninsured residents, and reduced resources and staff to address these. Since October 2009 the Department Heads have had to make many difficult choices to prioritize programs and services, reduce operating expenses and staffing to enable the County to remain functioning within available funding. The Recommended Budget provides for a workforce of 2,469 FTE positions, excluding extra help positions. This reflects a net reduction of 180 positions fewer than in the FY2010/11 Adopted Budget. The three year net decrease in positions now totals 670 and demonstrates the significance of the difficult decisions necessary over the past three years to address the collapse of county revenues.

The FY2011/12 Recommended Budget uses prior year savings, draws down but maintains General Reserves and Designations to address the future, and relies on projected fund balances to fund County core services, Capital Renewal Projects and accrued leave payoffs in anticipation of employee retirements.

The Recommended Budget reflects further reductions in revenues – particularly in interest earnings, which is anticipated to drop below Fiscal Year 2010/11 receipts. The most significant loss of revenue to the General Fund is property tax revenues, where the cumulative impact of foreclosures, short sales and Proposition 8 reassessments, and assessment appeals for a third consecutive year, have reduced local assessed values.. However, unlike the past two fiscal years, it appears that the rate of decline in property tax revenues may be slowing, and we anticipate a net reduction of 3% in FY2011/12 as opposed to the 10% and 4% reductions realized in the past two fiscal years, respectively. The revenue losses which are attributed to the local and regional housing market meltdown, the credit crisis and the recession will continue to have an ongoing impact on the revenue relied upon by cities, counties, and special districts as the means to financing their operations are largely supported by property tax and sales tax revenues.

For FY2011/12 the Department heads were asked to prepare budgets for their operations anticipating the potential need for staff reductions 18 months to 2 years out, and then absorb increases in the cost of “doing business” including retirement, workers comp, liability and medical costs, address any losses of state or federal funding, and minimized their requirements for General Fund support. To accomplish these requirements, departments have held positions vacant, encouraged and supported early retirements through the PARS incentive program offered in April 2011 and in some instances are proposing the elimination of positions resulting in layoffs. This Budget contains the recommendation to eliminate 87.85 positions, which is offset by the addition of 15.3 new positions for a net reduction of 72.55. The selective hiring freeze approved by the Board and in place since FY2008/09 and the use of the PARS Retirement Incentive in FY2010/11 has helped reduce the size of the workforce while attempting to minimize the number of layoffs required further reducing the operating budgets and addressing revenue losses.

The nature and extent of the impacts of staffing cuts and program changes included in this budget document are outlined in more detail throughout this budget. We acknowledge that the reductions in personnel have and may continue to increase the demands on individual employees as they strive to deliver high quality services in an efficient and cost-effective manner and regret that this is the new reality in which we find ourselves.

The Recommended Budget this year is presented in a new format which is intended to capture budget figures and operational information in a single document. The budget document utilizes financial tables, charts, and text to present information about the department, its programs, and services as well as the budgetary information. Much of the program and functional information was initially developed by Departments for the Board of Supervisors and the public in July 2010, and initially presented at several budget workshops held in August and September 2010. At that time, Department heads presented their department budgets in terms of their functional operations providing both information about the services and programs they operate and associated staffing, along with the cost of operation, source of funding and General Fund cost. The Recommended budget has been restructured to incorporate this information. In addition, this budget document groups budgets which are related and under the direction or control of a specific department together to allow the reader to more easily understand how different budget units are related to the operation of a department. A Budget Summary narrative has been prepared and accompanied by a series of budget tables that are intended to describe the budgeted expenditures and associated revenue used to fund the programs and services in the budget unit. The Recommended Budget narrative provides the following department information: the purpose; function and responsibilities; significant challenges and accomplishments as identified by the department

head; workload indicators (where pertinent and relevant); a summary of significant adjustments to the operation or budget; summary of position changes; and identification of pending issues and policy considerations as identified by the department head.

It should be noted that absent from the FY2011/12 Budget Document is a detailed discussion on the County's 2007 Strategic Plan or progress report related to the initiatives and catalytic projects approved in 2009. The Plan remains an important aspect of our organization, and work on several of the initiatives and catalytic projects has continued although at a much diminished capacity due to reduced staffing and resources. Department Heads have had to redirect resources and focus on restructuring services and programs in response the fiscal crisis. In FY2011/12 we will continue to explore other venues to present this information to the Board and the public to highlight strategic planning efforts.

The Recommended Budget Document has been prepared earlier in the month of May to facilitate an earlier release and longer review period prior to budget hearings. To accommodate the earlier release we have reflected only the known and approved State and Federal programs cuts as of May 1 which will take effect July 1, 2011 and noted in pending issues state uncertainties. The Budget includes the assumption of the loss of Public Safety VLF to the Sheriff, District Attorney and Probation, including the loss of Juvenile Camp Funding, and the redirection of MHSAs (Prop 63) funds from several mental health programs to other State mandated mental health programs. (Further discussions of these reductions are provided in the Department Budget narratives.) The State's approval of the redirection of Proposition 10 funds used to fund the work of the First Five Children's Commission have not been included in this Budget, there is currently litigation on this action. The CAO intends to bring forward the Solano First Five Commission budget decisions and recommendations in the Supplemental budget for Board consideration during Budget Hearings.

Phase I Realignment - the most significant pending State Budget Proposal that would restructure and realign public safety programs between counties and the State and seeks to implement AB109 Community Corrections is not reflected in the Recommended Budget at this time. Due to the lack of details on regarding the programs, process, and timing of the realignment and the absence of a funding source the affected Department heads and the County Administrator have determine it would be premature to make recommendations as part of the Budget document. It is therefore reasonable to anticipate that additional discussion and analysis will occur as State budget information becomes available and that there will be a need further budget related actions in response to State decisions in the coming months.

Additionally, the Federal Government has been operating since October 1, 2010, (beginning of Federal Fiscal Year 2010/11) without an Adopted Budget and has utilized a series of Continuing Resolutions to operate. A number of these resolutions included budget reductions to current year funding of Federal programs and it is likely there will be additional Federal Budget cuts in FY2011/12 that may affect county programs, when known these will be brought forward separately for Board consideration.

Historically the County Administrator's office prepares a Supplemental Budget document following the completion and distribution of the Recommended Budget, as more of an administrative function, primarily to address accounting notations. To the degree possible, the Supplemental Budget may reflect additional program and service reductions that can be expected based on the Governor's May Revision released on May 16, 2011. Unfortunately, as we do not know the speed in which the Legislature will act on the Governor's May Revision, many unknowns will remain that could significantly distress the FY2011/12 budget. But should there be sufficient details on State budget actions available prior to Budget hearings staff will use the Supplemental Budget to assemble and prepare the information for Board deliberation and make budget recommendations as necessary.

The Recommended Budget addresses known revenue challenges and proposes further reductions in operating expenditures to address these while allowing for some continued investments in technology, training, and capital renewal. It still relies on one-time funding to close the structural deficit in the General Fund and the Library Fund which will require further cost reductions and containment in the coming year. A prolonged recession with a sluggish economic recovery and the local consequences resulting from actions pending in Washington DC and in Sacramento, given the range of budget balancing concepts being debated, remains unclear. The fiscal crisis goes beyond Solano County and has persisted, and experts and economists indicate recovery will vary and be slow, and that there are initial hints of potential inflation; making forecasting in the 5-year fiscal projections a challenge. What is certain is that County Department Heads and the Board can anticipate the need for continued discussions and the potential for further reductions in programs and services in FY2011/12.

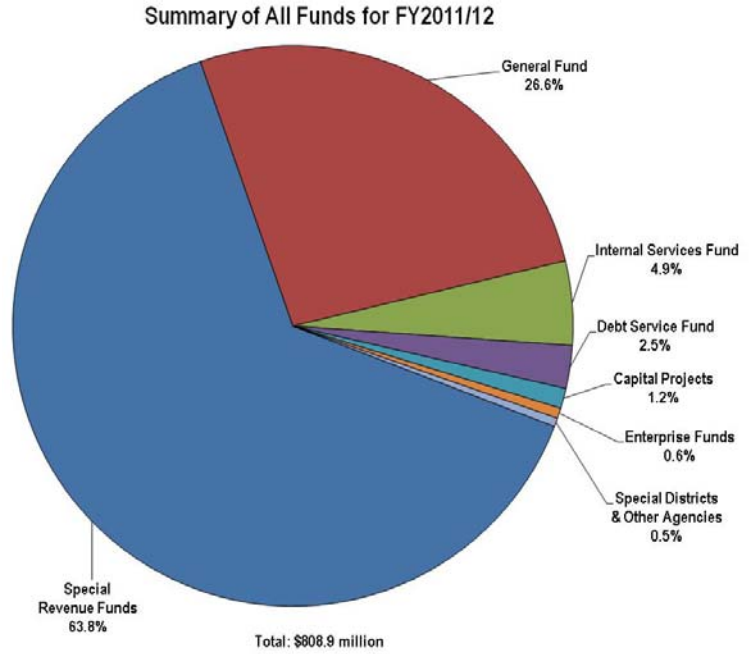
FINANCIAL SUMMARY

The Summary of All Funds graph provides information on all of the sources of funds included in the budget document. This not only includes Governmental Funds subject to the Budget Act, but Internal Service Funds, Enterprise Funds and Special Districts and Other Agencies.

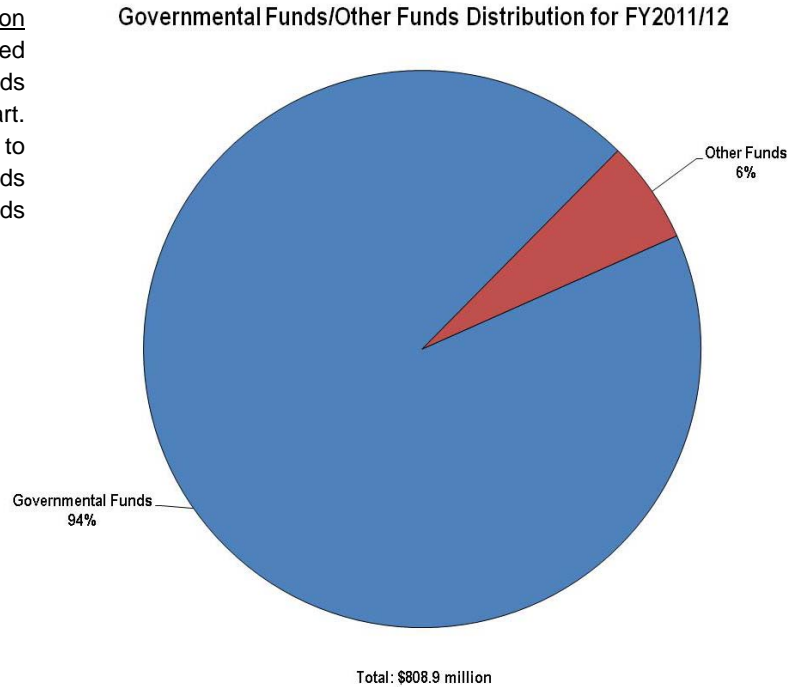
Special Revenue Funds represent 63.8% of all funds, which is restricted to a specific purpose in the delivery of services and programs, such as Health and Social Services, Sheriff, District Attorney, Public Defender and Probation.

The second largest fund category at 26.6% is the General Fund, which includes the majority of the remaining departments under the control of the Board of Supervisors.

Detailed information for the charts on this page is available in Schedule 1: All Funds Summary for the Fiscal Year 2011/12.



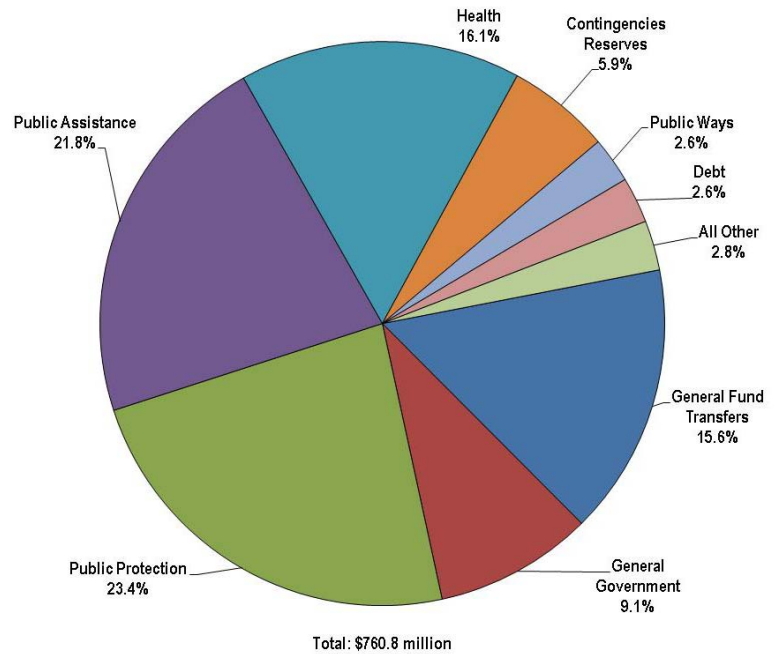
The Government Funds/Other Funds Distribution graph illustrates the distribution of the funds managed by the Board of Supervisors. Governmental Funds represents 94% of the funds listed in the above chart. Governmental Funds characterize what is referred to in this document as the Total Budget. Other Funds include the Internal Service Funds, Enterprise Funds and Special Districts and Other Agencies.



The General Fund Spending Plan by Function graph portrays a total of \$760.8 million. As shown, the graph indicates the percent of the total for each of the functional areas required within the Governmental Funds part of the County Budget.

As shown, Public Protection represents the single largest category of County expenditures at 23.4%. Public Assistance, the second largest, represents 21.8% of the total.

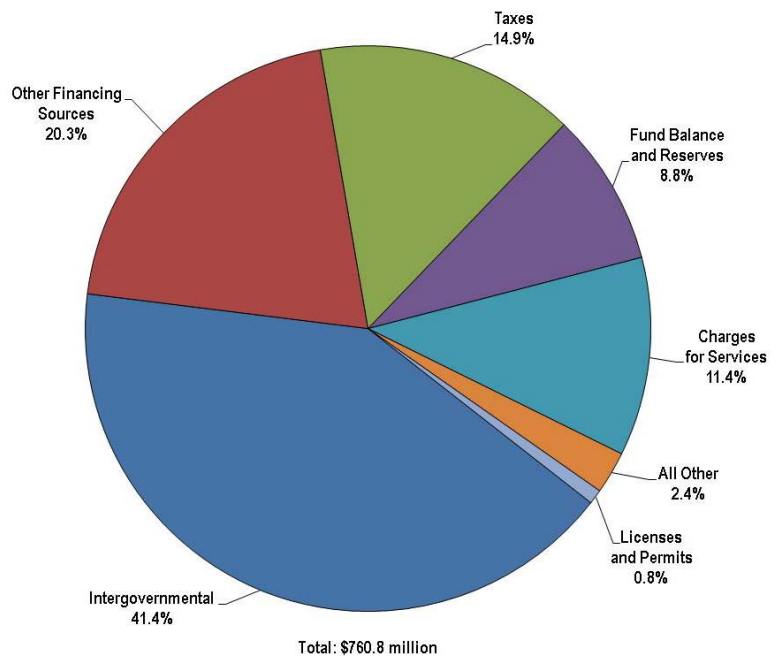
Spending Plan by Function for FY2011/12



The Revenues by Source graph indicates the sources of funding to finance the Governmental Funds Budget. The single largest revenue source is Intergovernmental Revenue from State and Federal Agencies.

The County receives these revenues from State and Federal agencies, generally with specific requirements for the funds' expenditures. Intergovernmental Revenue represents 41.4% of the total, followed by Other Financing Sources at 20.3%. Taxes provide 14.9%, Charges for Services 11.4%, and Fund Balances and Reserves at 8.8%. The All Other category represents 2.4%. Licenses and Permits bring in less than 0.8% of the County's funding.

Revenues By Source for FY2011/12



The General Fund Spending Plan graph portrays a total of \$215.2 million. As shown, the Public Safety category represents the single largest category of expenditures at 42.2%. This category includes the Sheriff, District Attorney, Public and Conflict Defender, Other Public Defense and Probation.

The All Other category represents 29.9%. Departments listed under the All Other category include Agricultural Commissioner, Animal Care, Resource Management, Legislative, Administrative and Financing.

H&SS is the third largest category of General Fund use at 12.5% of the total. The County’s Courts Maintenance of Effort (MOE) is 4.7% of the total.

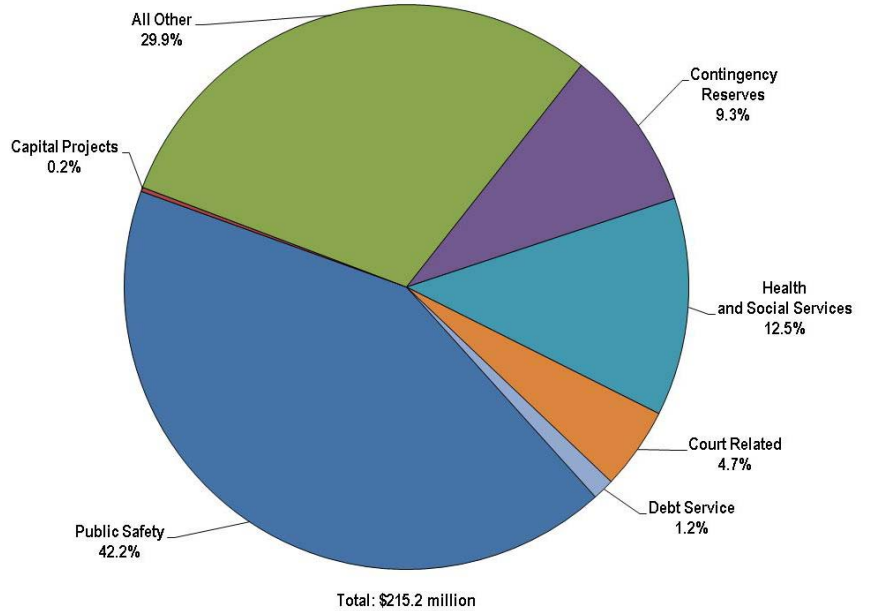
The Sources of Discretionary Revenue graph provides information concerning General Fund financing for County operations. Discretionary revenues are those revenues which are not collected in direct response to services provided. This includes countywide property taxes as well as Intergovernmental Aid that comes to the County without restrictions as to specific program use. These non-program revenues are reflected in the General Revenue budget. Program revenues resulting from such activities as the issuances of building permits, marriage licenses, etc., are shown within the operating departments and are not counted as discretionary revenues.

The single largest category is Taxes at 57.7%. This category includes all property taxes - secured, unsecured, supplemental, utility roll, property tax in lieu of Vehicle License Fee (VLF), as well as sales tax receipts. A 6.7% revenue decrease from FY2010/11 actuals is projected in current secured property tax.

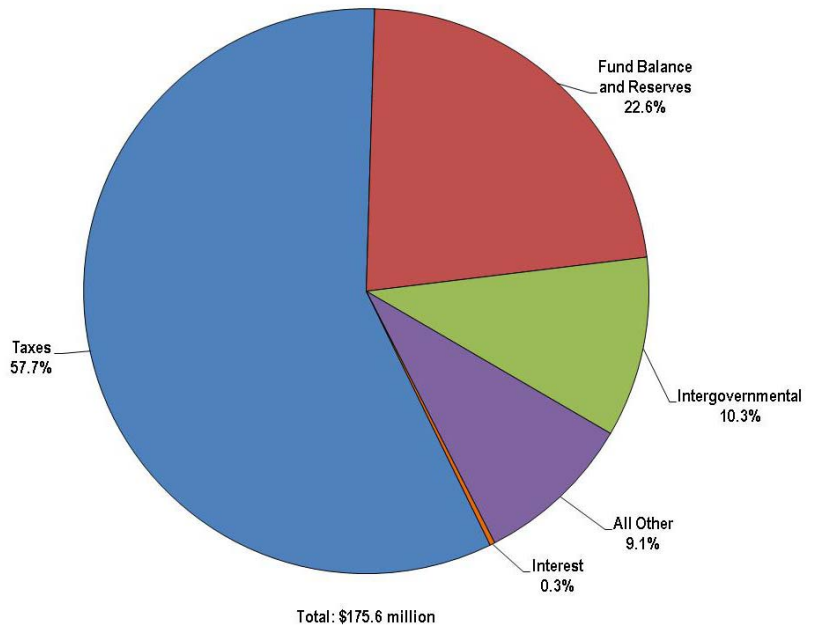
The next largest category is Fund Balance and Reserves. The General Fund projected Fund Balance at the end of FY2010/11 becomes a means of financing for the FY2011/12 Recommended Budget. Fund Balance and Reserves total \$39.7 million, of which Reserves/Designation accounts for \$6.96 million. The FY2010/11 Fund Balance is projected to be less than FY2009/10.

The third largest category, Intergovernmental Aid, represents 10.3% of the total. Included within this category are revenues such as Homeowners Exemption and Redevelopment Pass-Throughs.

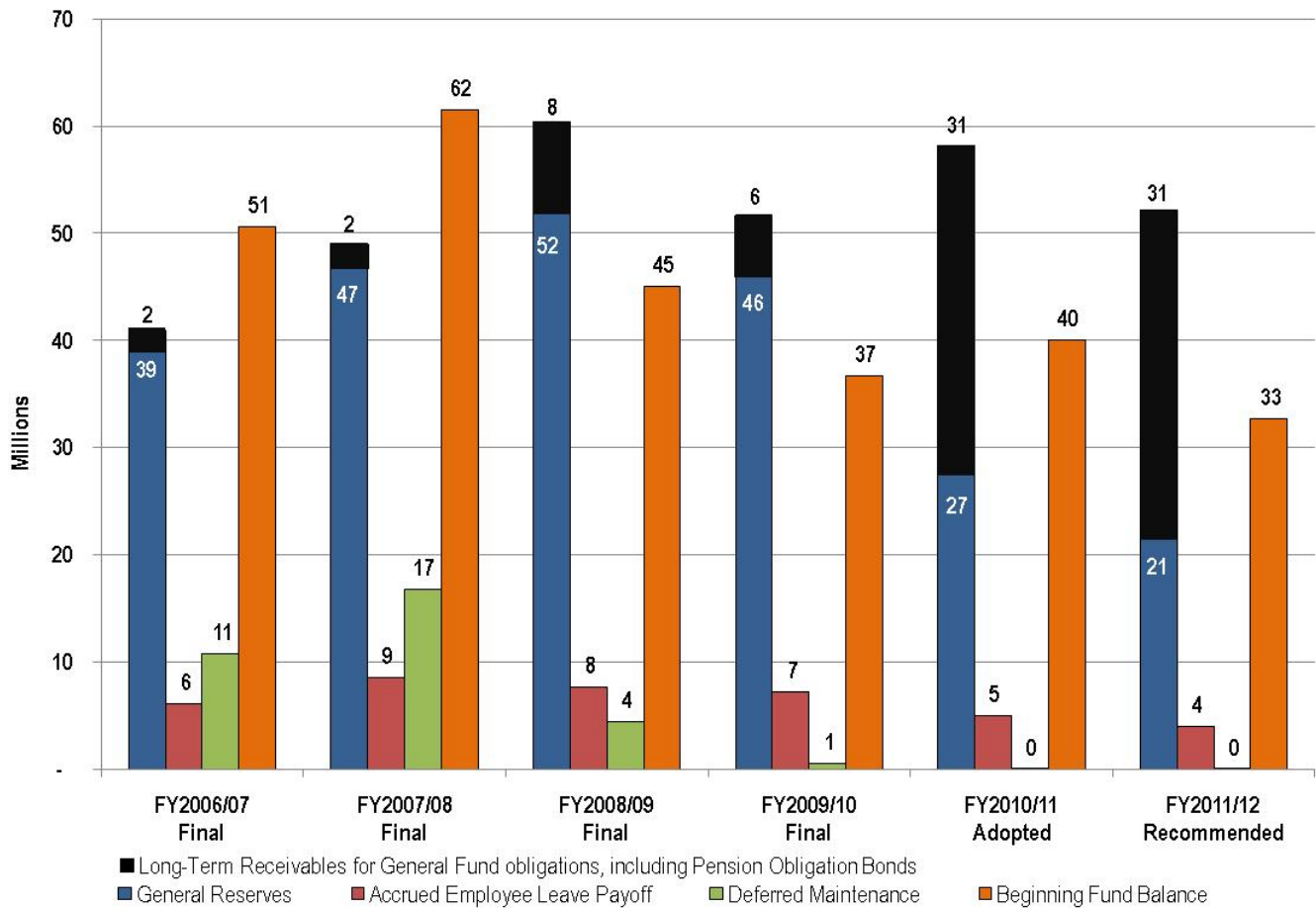
General Fund Spending Plan for FY2011/12



Sources of Discretionary Revenue for FY2011/12



History of General Fund Reserves, Designations & Fund Balance



The History of General Fund Reserves, Designations and Fund Balance graph depicts the growth and decline of the availability of key reserves and the Fund Balance. During the hot housing market, the County grew its programs modestly and set aside the excess revenues in Reserves in anticipation of the inevitable correction in the market. The County's intent was to draw from these resources to strategically step-down programs to align ongoing expenditures with ongoing revenues. As a result of the recession and the collapse of the housing market, the rate of decline in County revenues outpaced expectations.

- From its peak in FY2007/08 to the FY2011/12 Recommend Budget, the County's available Beginning Fund Balance has declined \$28.8 million or 46.8%. The FY2011/12 Beginning Fund Balance of \$32.7 million reflects a \$20 million allocation for Contingencies for the coming fiscal year.
- From its peak in FY2008/09 to FY2011/12, the undesignated General Reserves have declined \$30.9 million or 59.4%. This is the result of three years of \$6 million draw downs and Pension Obligation Bond funding to prepay PERS unfunded retirement costs. (Refer to Debt Service.) In 2007 the Board established a minimum floor for the General Reserves of \$20 million.
- During the FY2005/06 Budget Hearings the Board established designated reserves for Deferred Maintenance and Accrued Leave Payoffs. From the designations peak in FY2007/08, the County has drawn down these Reserves a total of \$23.1 million. The Reserve for Deferred Maintenance fund has been depleted.

The flexibility to draw from these resources in future years as a means of financing the County's operations has diminished. Improved economic conditions, resulting in increased revenues from sales and property taxes or fees for service, would reduce the need to draw on reserves.

STATE BUDGET OVERVIEW

At this point in time it would appear that an on-time budget may not be likely; and this may be true despite voter-approved change in state law. The California State Constitution requires the Legislature to send a budget to the Governor by June 15 and subsequently requires the Governor to sign the budget by July 1. These deadlines may have more meaning this year because Proposition 25, approved in November 2010, prohibits legislators from being paid if they submit a late budget to the Governor. However, Given the difficult decisions facing the legislators regarding program reductions and the reluctance of Republicans to provide the requisite votes for a budget that contains any type of tax increases or extensions including the Governor's proposed extension of Sales and Use Taxes and Vehicle License Fees (VLF) for five years and the commitment by the Governor that these revenue extensions be subject to voter approval.

The following is a brief overview of the State Budget woes and Governor Brown's proposed solutions and the Legislature's current action in response to the budget challenges and proposed solutions.

State Budget - January 2011

On January 10, the Governor released his proposed FY2011/12 state budget, which included budget and policy actions intended to eliminate a projected \$25.4 billion deficit, for a two-year period ending June 30, 2012. In February, the state budget deficit increased by \$1.2 billion in the current year, as a result of the Governor's decision not to proceed with the sale and leaseback of various state buildings. With the Governor's February action and a desired budget reserve of \$1 billion, a total of about \$26.7 billion in solutions are needed.

The Governor's January budget framework proposed expenditure reductions totaling \$12.5 billion, revenue enhancements totaling \$12 billion, \$1.8 billion in fund shifts and other solutions and a constitutional amendment to maintain temporary taxes for an additional five-year period. The maintenance of existing taxes would be achieved through a vote of the people and would support realignment of public safety services from the state to local governments and fund K-12 education.

Phased State Program Realignment I & II

The centerpiece of the Governor's January budget plan proposed a major restructuring of the state-local relationship that would shift funding and responsibility for more than \$10 billion in services to county governments. The realignment of services would be accomplished through The Schools and Local Public Safety Protection Act of 2011, a constitutional amendment proposed for placement on a special election ballot.

The realignment of services is proposed to occur in two phases and over several years:

Realignment Phase I would transfer \$5.9 billion in program responsibilities to counties, beginning in FY2011/12. Services proposed for realignment in Phase I include public safety programs which are identified as emergency services and fire, court security, local public safety programs, lower-level offenders, adult parole, juvenile justice, child welfare services, foster care, adult protective services, substance abuse treatment, and certain mental health services.

Realignment Phase II proposes to realign additional health and human services programs from the state to counties. Few details beyond this list of programs have been released for Phase II, but it is anticipated that Phase II would follow implementation of Federal Health Care Reform and transfer programs including In-Home Support Services (IHSS) and Child Care Services (CCS) from counties to the state.

The primary funding source identified for Realignment Phase I is the extension of the 1 percent sales tax rate (\$4.5 billion) and the 0.5 percent VLF (\$1.4 billion). Under current law, these funding sources expire June 30, 2011.

State Budget Cuts Approved March 2011

During the week of March 14, the Legislature passed \$14 billion in solutions intended to partially close a projected \$26.6 billion state budget shortfall. The vast majority of actions taken were expenditure reductions, totaling approximately \$11.2 billion. The remaining solutions were revenue enhancements through tax enforcement, one-time solutions and borrowing.

As of May 1, Governor Brown has signed over \$11 billion in budget solutions, but has not signed the main budget bill, SB 69. He has also signed three trailer bills related to public safety realignment, which include language that stipulates that they shall take effect upon an appropriation of funds.

The Governor had originally proposed a June special election at which time voters would be asked to extend collection of the increased sales tax and VLF for five years to fund significant portions of public safety realignment and provide a stable revenue stream for these programs in year six and thereafter. As of May 16 the Legislature has yet to act on the constitutional amendment proposal, which requires a two-thirds vote, and the election window for June has passed. The Governor in his May Revise Budget proposal now calls for the legislature to approve an extension of the sales tax and VLF without a constitutional amendment and allow the voters to vote on it sometime in the coming year.

State budget actions approved by the Legislature and signed by the Governor through May 1, 2011 and of significance to County FY2010/11 revenues are as follow:

Agricultural Commissioner. The state budget reduces State General Fund (GF) support for the California Department of Food and Agriculture by \$15 million, resulting in across-the-board reductions to numerous programs and activities. Of significance to the County is a \$1 million reduction for inspection of incoming shipments of agricultural products and the elimination of State GF support for commissioner salaries, resulting in a combined loss of \$12,600 to the County.

Child Support Services. SB 72 suspends the counties' share (2.5 percent) of child support collections, estimated at \$24.4 million statewide in FY11/12, and shifts those funds to the State GF. The County estimates its share of child support recoupment collections was \$394,000 in FY09/10. Funding is presently divided between County H&SS and Probation; some impacts as a result of this action are anticipated.

County Veteran's Services Offices. SB 69, the main budget bill, provides \$2.6 million in funding for County Veterans Service Offices (CVSOs) in FY2011/12. State revenues to the County for FY2011/12 are projected to be \$145,000.

First 5 /Proposition 10. AB 99 makes a one-time shift of \$1 billion in Prop. 10 reserves, as follows: 1) shifts \$50 million from the State Children and Families Commission; and 2) shifts \$950 million from County First 5 Commissions. It also establishes the Children and Families Health & Human Services Fund to provide Medi-Cal services for children 0-5. The bill provides that transfers shall be made no later than June 30, 2012 and makes findings and declarations establishing that this action does not violate Prop. 10, citing the state's fiscal emergency. First 5 Solano anticipates a one-time hit to its fund balance, with an estimated loss of \$8.8 million.

Health and Social Services (H&SS). Comprehensive changes to H&SS programs will include program cuts and revenue reductions, pursuant to budget trailer bills AB 100 and SB 70, 72, and 74.

- *Mental Health.* AB 100 transfers \$861 million statewide from the Mental Health Services Act (Proposition 63) to the State GF to fund the shift of financial responsibilities for the non-Federal share of cost for county-administered programs including: AB 3632 (\$150.9 million), Early Periodic Screening, Diagnosis, and Treatment (EPSDT) (\$636.9 million), and Mental Health Managed Care (\$190.7 million). These federal entitlement programs are currently administered by counties and funded through a combination of Federal, State, and county funds. Beginning in FY2012/13, the Governor proposes to provide realignment funding for these programs, though a funding source has not been identified.

In FY2011/12, SB 70 shifts community mental health programs funded under the 1991 Realignment (\$1.07 billion) to the 2011 Realignment. The freed-up 1991 Realignment revenues will be used to increase the county cost-sharing ratio for CalWORKs grants from 2.5 percent to 4 percent. SB 70 also transfers \$184 million statewide in funding from the state to counties to assume financial responsibilities to administer substance abuse treatment programs.

- *CalWORKS Grants.* SB 72 transfers \$1.077 billion statewide in expenditure cuts to fund the state portion of increased share of costs for CalWORKs grants. The bill makes an eight percent grant cut for a state savings of \$300 million. It also reduces the time limit for adults to receive assistance from 60 months to 48 months and makes additional grant cuts for safety net and child-only cases that exceed 60 months to generate state savings of \$100 million.
- *In-Home Support Services (IHSS).* SB 72 achieves state savings of \$486 million by requiring physician certification to receive IHSS services and domestic service. The bill triggers an 8.4% reduction in hours of service, effective October 1, 2012 to achieve state savings of \$140 million if alternative policy changes - including a pilot project to encourage Medi-Cal recipients to take prescribed medications - fails to achieve those savings.
- *Foster Care and Child Welfare Services (CWS).* Budget trailer bill language transfers the non-Federal share of financial responsibilities for Foster Care and Child Welfare Services (CWS) from the state to counties. The Governor's total projected costs for these programs is \$1.61 billion annually statewide, starting in FY2011/12. In February, the proposal was expanded

to include \$19 million for funding for the Transitional Housing Program-Plus, and \$40 million to restore previous funding reductions in CWS.

Library Funds. Funding for the Public Library Foundation Fund, Library Literacy Grants, and Transaction Based Reimbursement funds have been reduced from a combined \$30.4 million to \$15.2 million for FY2011/12. It is estimated that the County library system will lose \$294,913 in state revenues.

Mandates/ Mandate Reimbursements. The budget continues to suspend all programs that were suspended or eliminated for funding in the FY2010/11 state budget. The budget also continues to defer payment for mandate reimbursements owed to local agencies for costs incurred prior to FY2004-05. Pre-FY2003/04 mandate claims, submitted by the County, total \$7,337,740. This figure largely consists of AB3632 services not reimbursed by the State.

Public Safety Realignment.

- *Lower-Level Offenders & Parole Violators.* AB 109 realigns offenders convicted of non-serious, non-violent, non-sex offenses, and without any previous convictions for such offenses, and all parole violators to counties, as defined. The bill prospectively applies to all those sentenced after July 1, 2011. The proposal allows local jurisdictions to contract with the state for the full cost of housing any such offender in a state facility and provides a statewide allocation of \$257.7 million in FY2011/12, increasing to \$705.1 million in FY2014/15 when the realignment is fully implemented. The Governor’s proposal assumes counties will be able to manage this population at a reduced cost by using a combination of incarceration time, community supervision and treatment, and/or alternative custody and diversion programs.

While specific impacts of this proposal are unknown, projections anticipate the transfer of approximately 350 to 400 new inmates to County jail facilities by 2014. To accommodate the increased population, the County would need to increase the number of correctional officers and staff assigned to Alternative Sentencing to manage the anticipated population increase

- *Adult Parole.* AB 109 realigns on a prospective basis, non-serious or non-violent crimes adult parolees to local jurisdictions, and provides \$140.4 million in FY2011/12 growing to \$183 million in FY2014/15.
- *Division of Juvenile Justice.* AB 109 ceases state intake of juvenile offenders and transfers this responsibility to counties. It also permits counties to contract with the California Department of Corrections and Rehabilitation to house juvenile offenders from their County.
- *VLF Funding for Public Safety Programs.* In February 2009, the Governor and Legislature enacted legislation to shift funding for local public safety programs from the State GF to VLF. The legislature temporarily increased the VLF by 0.65% and directed 0.15% of the increase to the Local Safety and Protection Account to fund the following public safety programs:

| | |
|--|-----------------|
| Juvenile Probation Funding | \$181.3 million |
| Citizens Option for Public Safety (COPS) Program | \$107.1 million |
| Juvenile Justice Crime Prevention Act | \$107.1 million |
| Various public safety grants | \$ 57.4 million |
| Jail Booking Fee Subventions | \$ 35.0 million |
| Small/Rural Sheriffs Program | \$ 18.5 million |

The loss of the Vehicle License Fee (VLF) extension means significant reductions to County public safety and probation services, which have been included in the County’s Recommended Budget. The County estimates its portion of VLF revenues for Probation alone to be over \$2.7 million. The projected loss to the Sheriff’s Office is almost \$1.2 million and \$0.6 million to the District Attorney.

Williamson Act. SB 80 eliminates Williamson Act funding in FY2011/12 and thereafter, thus making it a local program. Prior year state subvention amounts received by the County for its Williamson Act contracts were \$710,000 (FY07/08); \$690,000 (FY08/09); \$18.35 (FY09/10); and \$0 (FY10/11).

May Revise Budget Cut Proposals

The May Revise budget released by the Governor on May 16 includes the following information:

It includes a revised budget short fall which is now estimated as a deficit of \$9.6 billion, comprised of a current year (FY2010/11) shortfall of \$4.8 billion and a budget year (FY2011-12) shortfall of \$4.8 billion.

The reduction in the deficit between January and May is due to several factors, which largely include budget solutions enacted by the Legislature in March and increased revenues, estimated at \$6.6 billion. The Governor's revised budget proposal includes a General Fund reserve of \$1.2 billion, thereby increasing the total amount of May Revision solutions needed to balance the budget to \$10.8 billion.

Updated 2011/12 State Budget Problem – May Revision

(\$ in billions)

| | |
|---|----------|
| Budget Gap in January/February | \$26.6 |
| Solutions Already Enacted | (\$11.1) |
| Revenue Increases | (\$6.6) |
| Spending Increases | \$2.0 |
| Proposition 10 Litigation | \$1.0 |
| Solutions Adopted by the Legislature in Pending Legislation | (\$2.4) |
| Remaining May Revision Problem | \$9.6 |
| Reserve | \$1.2 |
| May Revision Solutions Needed | \$10.8 |

Significant policy proposals contained in the May Revise include the elimination of 43 state departments, boards and commissions and elimination of 5,500 state positions. The proposal also assumes a FY2011/12 Proposition 98 funding level of \$52.4 billion for K-14 education, an increase of \$3 billion, and also reflects cuts already adopted or assumed by the Legislature as part of budgetary actions approved in March.

The May Revise continues to include the controversial proposal to eliminate redevelopment, but drops the plan to eliminate enterprise zones and, instead, proposes program modifications. The May Revise also assumes that current litigation will prevent the shift of \$1 billion of funds from First 5 commissions, supported by Proposition 10 of 1998.

Business Tax Breaks and Incentives

The May Revise proposes new tax breaks for business, as follows:

- Delays the extension of the personal income tax (PIT) surcharge enacted in February 2009 for one year. Under the revised plan, the 0.25 percent PIT surcharge would be imposed for four years beginning in 2012 through 2015.
- Drops the January proposal to eliminate enterprise zones and, instead, restricts the Zone Hiring Tax Credit to businesses that hire new employees for a combined, estimated state savings of \$93 million in FY2010/11 and FY2011/12.
- Creates a new sales tax break, which is contingent on the approval of the 1 percent sales tax extension, for businesses that purchase manufacturing equipment beginning in FY2012/13. Qualified, new businesses would be exempt from the full 5 percent sales tax rate, while existing businesses would be exempt from the 1 percent tax rate. If implemented, the tax break would remain in effect for 4 years, through FY2015/16.
- Expands employer eligibility for the temporary hiring tax credit established in 2009 to include businesses with up to 50 employees and increases the size of the credit from \$3,000 to \$4,000. The credit would sunset December 31, 2012.

May Revise - Updated Phased State Program Realignment I & II

The Governor's May Revise continues to propose the Phase I Realignment of "public safety" programs from the state to counties, but makes various program and funding adjustments. It also continues to assume an implementation date of July 1, 2011. The May revise is silent on Realignment II.

The definition of "public safety programs" continues to include local public safety subvention programs currently supported through a dedication of 0.15 percent of the Vehicle License Fee (VLF), court security, low-level offenders, and adult parole. Realignment also continues to include Child Welfare Services, Foster Care, Adult Protective Services, mental health services, and substance abuse treatment. Revisions to the realignment proposal are, as follows:

The May Revise removes several program elements from the public safety realignment proposal as follow:

- Peace Officer/Correctional Officer Training (\$40.5 million)
- Public safety mandates, including those related to domestic violence arrest policies and sexually violent predators (\$50.9 million)
- Fire protection services (\$250 million)
- AB 3632 - Mental health services for special education students (\$221.8 million)
- Child Welfare Training Activities (\$8.2 million)
- Independent Adoptions (\$1.7 million)
- Foster Care and CWS work for all tribal-state agreements (\$911,000)

The May Revise makes several proposed realignment program funding adjustments as well including:

- Local Public Safety Subventions. Shifts approximately \$2 million in local public safety subvention funding that currently goes to entities other than local public safety agencies. Maintains \$504.4 million for public safety subventions in FY2011/12.
- Court Security. Increases court security funds by \$13.2 million to \$497.8 million to reflect increased workload and the application of a 2.2 percent annual inflation factor.
- Low Level Offenders. Adjusts funding by \$18 million to cover the costs of programming for offenders who are detained in county jails.
- Parole Violators/Revocations. Provides an additional \$44.6 million in funding for District Attorneys and Public Defenders for increased workload due to parole revocation hearings and \$41.8 million to the courts for their costs associated in assuming jurisdiction for parole revocations.
- Agency Adoptions. Proposes to realign agency adoptions to counties (\$6 million). Currently, 28 counties perform this work, with the state doing the work for the balance of the counties. Agency adoptions are not presently done in Solano County.

As a result of the above changes, the May Revise proposes that 0.4 percent of the VLF extension (increase) be allocated for realignment programs, versus the 0.5 percent included in January. The one-cent sales tax extension continues to be proposed to fund realignment. The May Revise proposal continues to assume the extension of these taxes effective July 1, but does not address any of the timing-related problems associated with the gap between July 1 and the expected enactment of the tax extension via an election in the fall.

Proposition 10 / First 5. The May Revise assumes that legal challenges filed by several counties including Solano, will prevent the shift of \$1 billion in Proposition 10 tobacco tax revenues, proposed in January and approved by the Legislature in March, from First 5 Commissions. These funds were originally proposed to pay for Medi-Cal services for children up to age 5 in FY2011/12. The legal challenge focuses on the state's authority to shift funds, which the state says it will continue to defend in court. In the Governor's May Revise summary document, the Governor suggests that his decision to restore General Fund costs in lieu of Proposition 10/First 5 funds reflects a "conservative budget approach."

Public Safety and Corrections. The May Revise makes several additional changes in the area of public safety and corrections, as follow:

- Community Corrections Performance Incentive Grants. Increases by \$30 million funding for Community Corrections Performance Incentive Grants, authorized under SB 678 (Leno), Chapter 608, Statutes of 2009. The Governor notes that the increase is the equivalent of estimated state savings from the program, which has reduced recidivism by keeping approximately 6,200 felony probationers out of state prison.
- California Department of Corrections and Rehabilitation (CDCR). Proposes a 25 percent reduction in staff costs through workload reductions associated with public safety realignment. The proposal would not be fully implemented until July 1, 2013 to give time to “develop and implement layoff processes.”
- Program Reductions/Eliminations. Scales back the Office of Inspector General, which monitors CDCR and eliminates the Office of Gang and Youth Violence Prevention and the California Council on Criminal Justice.

Health and Social Services

The May Revise makes the following changes in the area of Health and Social Services:

- Healthy Families/MRMIB. Shifts nearly 871,000 children from the Healthy Families Program to Medi-Cal beginning in FY2011/12 for an estimated state savings of \$31.2 million. It also eliminates the Managed Risk Medical Insurance Board (MRMIB), which administers the Healthy Families Program and transfers remaining responsibilities administered by the MRMIB to the Department of Health Care Services by FY2012/13. MRMIB currently administers 5 programs, including Healthy Families, the Access to Infants and Mothers Program, the County Children’s Health Initiative Program, the Major Risk Medical Insurance Program and the federal Pre-Existing Condition Insurance Plan.
- Medi-Cal. Extends for one additional year, through June 30, 2012, an existing hospital fee to draw down additional federal matching funds to fund health coverage for children in Medi-Cal and Healthy Families.
- Public Health. Restores \$7.3 million in funding to local public health departments to purchase the influenza vaccine for elderly and at-risk individuals. Reduces State GF expenditures in the AIDS Drug Assistance Program by modifying eligibility requirements and enrolling more patients in the Pre-Existing Condition Insurance Plan.
- Mental Health. Eliminates the Department of Mental Health and transfers some of the department’s current responsibilities to counties as part of realignment, as proposed in January, and shifts the balance of the Department’s responsibilities to a new Department of State Hospitals. The May Revise also eliminates the Department of Alcohol and Drug Programs.
- Child Welfare Services. Assumes continuation of the \$80 million GF veto for FY2011/12.
- Foster Care. Increases funds for rates paid to foster family homes, including relative caregivers with children in approved homes, as a result of litigation, *Foster Parent Association, et al vs. John A. Wagner, et al*. The May Revise assumes implementation of the increased rates effective July 1, 2011. The May Revise notes that \$1.6 million of the increase is offset by the elimination of the supplemental clothing allowance for foster family homes. The County’s share of foster care is 60 percent. Hence, with this increase the County share would increase by approximately \$200,000 per year. A reduction of \$68 million in Foster Care costs is also proposed to reflect that fact that AB 3632 will no longer be the responsibility of counties.
- Other Program Reductions/Board Eliminations. Eliminates a number of advisory boards and commissions that advise the state on health and social services issues. Affected programs are outlined in *Attachment B* (pages 21-22).

Child Care

The May Revise projects a net decrease of \$123.5 million in funding for CalWORKs Stages 2 and 3 child care due to a declining Stage 3 caseload. The Governor attributes the drop in caseload to the previous Governor’s veto of Stage 3 funding effective November 1, 2010, despite the fact that the funding was subsequently restored. Stage 3 funding provides child care for working families who have successfully transitioned off CalWORKs cash assistance. It also eliminates the statewide Early Learning Advisory Committee (ELAC), which will force the state to forego \$3.6 million in federal funds as part of a \$10.8 million federal grant to develop quality rating early learning information and tracking systems for children up to age 5.

Housing

The May Revise rescinds the Governor's January proposal to impose a one-year freeze in new awards of bond funds for housing project loans and grants. The May Revise permits the Department of Housing and Community Development to approve pending and future awards from Proposition 1C bonds. It also increases Proposition 1C bond funding by \$63 million in FY2011/12 to support the Housing Urban-Suburban-and-Rural Parks Program, the Transit-Oriented Development Program, and the Building Equity and Growth in Neighborhoods Program.

Natural Resources and Water

The May Revise makes the following changes in the area of Natural Resources and Water.

- State Parks. The May Revise reflects the Governor's January proposal to reduce state park funding by \$33 million (\$11 million in FY2010/11 and \$22 million in FY2011/12). The \$11 million reduction was adopted by the Legislature in March, and on May 13, the Department of Parks and Recreation released a list of 70 state parks currently slated for closure to achieve budget savings. Included on the list are Benicia Capitol State Historic Park and Benicia State Recreation Area.
- Watermaster Program. Eliminates State GF support for the Watermaster Program administered by the Department of Water Resources (DWR) and, instead, imposes a beneficiaries pay system. The purpose of the Watermaster Program is to ensure water is allocated according to established water rights as determined by the court.
- Program Reductions. Decreases water data collection support for the Central Valley Flood Board and flood control activities by \$1.8 million in FY2011/12, but maintains \$64 million in State GF for DWR's high priority water management and flood control programs.
- Proposition 1E. Shifts \$16 million in State GF to Proposition 1E funds to improve flood protection, including levee maintenance, Delta levees, and floodplain mapping activities.
- Board Eliminations. Eliminates various boards including the State Mining and Geology Board and nine advisory committees and review panels under the Department of Fish and Game.
- California Energy Commission (CEC). Provides an increase of \$646,000 to the CEC to support the implementation of SBX1 2 (Simitian), Chapter 1, Statutes of 2011-12 First Extraordinary Session. The bill requires one-third of the state's electricity to come from renewable sources, by increasing California's current 20 percent renewables portfolio standard target in 2010 to a 33 percent renewables portfolio standard by December 31, 2020.

State Fairs

The May Revise directs the California Department of Food and Agriculture to evaluate legislative proposals that aim to sell fairgrounds in the context of a statewide policy and a property-by-property review of the fairgrounds by FY2012/13.

Transportation

March Legislative actions and Governor Brown's approval changed Transportation funding undoing the changes made in earlier in 2010 by Governor Schwarzenegger.

Highway User Tax Account (HUTA). AB 82 repeals prior budget language that authorizes the deferral of apportionments to local governments for HUTA revenues. The County receives about \$9.1 million in HUTA annually.

- Local Streets and Roads. AB 105 re-enacts the 17.3 cents excise tax increase on gasoline, approved in March 2010 (ABX8 6 and SB 70), and the 1.75 cent sales tax rate increase on diesel fuel, which was invalidated pursuant to the passage of Proposition 26 (November 2010). AB 105 protects an estimated \$3.6 million annual allocation for County streets and roads.

The May Revise includes full funding for transportation consistent with the Transportation Tax Swap enacted in 2010 and validated by the Legislature as part of its budgetary actions in March.

GENERAL FUND FISCAL PROJECTIONS

COUNTY OF SOLANO

GENERAL FUND 5-YEAR FISCAL PROJECTION

FY2011/12 Recommended Budget

(In Millions of Dollars)

| | FY2010/11 Projection | FY2011/12 Recommended Budget | FY2012/13 Projected Budget | FY2013/14 Projected Budget | FY2014/15 Projected Budget |
|--|---------------------------------|---|---|---|---|
|--|---------------------------------|---|---|---|---|

| | | | | | |
|--|---------------|---------------|---------------|---------------|---------------|
| a) General Fund Beginning Balance | 39.978 | 32.720 | 25.000 | 25.000 | 25.000 |
| b) To General Reserve | 6.212 | 0 | 0 | 0 | 0 |
| c) From General Reserve | 6.000 | 6.000 | 4.600 | 3.600 | 3.600 |
| d) From Accrued Leave Payoff Designation | 0.800 | 0.960 | 0.800 | 0.800 | 0.800 |
| e) From Deferred Maintenance Designation | 0.510 | 0.000 | 0.000 | 0.000 | 0.000 |
| f) Net Change in Reserves (c+d+e-b) | 1.098 | 6.960 | 5.400 | 4.400 | 4.400 |
| g) TOTAL AVAILABLE FINANCING (a+f) | 41.076 | 39.680 | 30.400 | 29.400 | 29.400 |

| | | | | | |
|---|----------------|----------------|----------------|----------------|----------------|
| h) Operating Revenues | 187.646 | 175.562 | 180.485 | 183.001 | 186.640 |
| i) Operating Expenditures (excluding Contingency) | 196.002 | 195.241 | 197.573 | 200.283 | 204.429 |
| j) General Fund Contingency | 0 | 20.000 | 20.000 | 20.000 | 20.000 |
| k) Total Operating Expenditures (i+j) | 196.002 | 215.241 | 217.573 | 220.283 | 224.429 |

| | | | | | |
|---|----------------|-----------------|-----------------|-----------------|-----------------|
| l) Operating Revenues | 187.646 | 175.562 | 180.485 | 183.001 | 186.640 |
| m) Operating Expenditures (excluding Contingency) | 196.002 | 195.241 | 197.573 | 200.283 | 204.429 |
| n) Structural Deficit (l-m) | (8.356) | (19.679) | (17.088) | (17.282) | (17.789) |

o) PROJECTED ENDING FUND BALANCE (g+n) **32.720**

Solano County uses Five-Year Fiscal Projections to provide insight into future trends for General Fund Revenues and Expenditures. Doing so allows the County to work proactively with departments to address potential program impacts in future years.

The Five-Year Fiscal Projections includes General Fund Third Quarter projections for the FY2010/11 Budget and the FY2011/12 Recommended Budget. From this starting point, expenditures and revenues are forecast through FY2014/15. While projections beyond 2015 are possible, it is more difficult to provide a meaningful forecast longer than three years out in light of the constantly changing dynamics of the economy and the State budget.

The Projections focus on the General Fund's revenues and expenditures. Expenditures include contributions to Public Safety, Health and Social Services, the County's Maintenance of Effort for the Courts, as well as all other programs requiring General Fund support. The expenditures are then compared to the County's revenues.

Revenue Assumptions - from General Revenue projections:

- Current Secured Property Taxes are projected to decrease by 3% in the FY2011/12 Recommended Budget, increase by 2% per year for FY2012/13 and FY2013/14, and increase by 3% in FY2014/15.
- Current Unsecured Property Tax revenue reflects a decrease of 1.5% in FY2011/12 when compared to the FY2010/11 Adopted Budget, and then increase by 2% each of the next three years. However, there are a significant number of appeals from large businesses that may impact these projected revenues.
- Sales Tax in the unincorporated areas of the County are projected to be slightly lower in FY2011/12 when compared to FY2010/11, which included some one-time audit recoveries and adjustments not expected to occur in FY2011/12. Sales Tax revenues are then expected to gradually increase through FY2014/15.
- Property Transfer Tax is projected to stay flat, as real estate activity is expected to continue being depressed.
- Interest Income is reduced drastically for FY2011/12 due to interest yields of less than 1%; however, the interest yields, and correspondingly interest earnings, are projected to increase over the next three years.
- Homeowners Property Tax Relief is projected to remain flat.
- Redevelopment Pass-Through is projected to decrease 2% in FY2011/12 as compared to the FY2010/11 Adopted Budget, increase 2% in FY2012/13 and FY2013/14, and increase by 3% in FY2014/15.
- Disposal Fees are projected to increase by 5% in FY2011/12 due to an increase in tonnage fees for 2011. These revenues are expected to remain flat through FY2014/15.
- Excess Tax Loss Reserves of \$8 million is budgeted in FY2011/12, and \$7.5 million projected for each year thereafter.
- The projections do not assume any increases in Departments' revenues because there are too many unknowns in Federal and State governments' budgets and the continuing uncertainties regarding the economy.

The County Budget is financed with General Revenues (refer to budget unit 1101, which accounts for revenues not attributable to a specific County service or department), beginning Fund Balance, the use of certain one-time revenues and general reserves, if necessary. The FY2011/12 Recommended Budget includes the use of \$960,000 from the Accrued Leave Payoff designation. Another funding source used in past years, the Deferred Capital Maintenance designation, has been depleted. In FY2011/12, the County Administrator will work towards developing a plan for the replenishment of general reserves, including the Accrued Leave Payoff designation and the depleted Deferred Maintenance designation.

In addition to General Revenues, the County budget is financed by State Sales Tax and VLF Realignment funds for Health and Social Services and Proposition 172 revenues for Public Safety. While most of these revenues do not go into the General Fund, they indirectly impact the General Fund in that the need for General Fund contribution/support by the departments receiving these funds may be reduced as these revenues increase. The FY2011/12 Recommended Budget includes Realignment revenues of \$36.8 million, a \$0.9 million increase from the FY2010/11 Adopted Budget. The FY2011/12 Recommended Budget also includes \$24.8 million in Proposition 172 revenues, an increase of \$0.3 million.

As it has been in the past, one of the assumptions in the projection is that the County will begin future fiscal years with a General Fund beginning Fund Balance. This assumption may not be valid going forward, in light of the economic downturn and the housing market meltdown. Year-end fund balance for June 30, 2011 is projected to continue to be much lower than in the previous year.

It is assumed that \$6 million from the General Fund Reserve will be used in FY2011/12 to keep the General Fund budget balanced. The 5-year Projection indicates this is the last year a drawdown of \$6 million will be possible, unless the actual FY2011/12 Fund Balance ends up being more than the projected \$32.7 million (including a \$20 million Contingency).

Expenditure Assumptions:

- Retirement costs are projected to continue to increase at an average of 2.5% per year.
- Health insurance costs are also projected to continue increasing 5% per year.
- General Fund Contribution.
 - General Fund support for Public Safety is projected to increase from \$90.8 million in the FY2011/12 Recommended Budget to \$96.9 million in FY2014/15, a \$6.1 million increase taking into consideration salary increases per Memoranda of Understanding with labor units and an initial staffing phase for the new jail.
 - The projections reflect no increases in General Fund contributions to other funds for projected increases in Retirement, Health Insurance and Liability Insurance. The projections assume increases in these and other increase in costs of salaries/benefits will be absorbed by the departments through revenue increase or labor cost reductions.
- Any increases in Departments' expenditures for Services and Supplies and other cost categories are assumed to be absorbed by the Departments through further reductions in costs and/or revenue increases or raising new revenues.

The County's FY2011/12 Recommended General Fund Budget is balanced with revenues of \$175.56 million, draw downs of \$6 million from the General Reserve and \$0.96 million from the Accrued Leave designation, and a General Fund beginning Fund Balance of \$32.72 million. The FY2011/12 Recommended Budget of \$215.2 million includes \$20 million in Contingency.

REDUCTION EFFORTS DURING FY2010/11

The FY2010/11 budget was adopted with the expectation that the Board would have to revisit its reduction efforts throughout the year to address impacts of State budget cuts and the economic downturn as well as reduce the identified structural deficit in the General Fund by \$6 million. The following are highlights of the milestones and do not begin to encapsulate a complete narrative of the budget reduction efforts conducted throughout the year.

June 29, 2010

The Board adopted a resolution stating its intention to implement lower retirement tier formulas for future County employees upon the completion of the appropriate negotiation process with represented employee organizations. The proposal would reduce the formula for future non-safety employees from 2.7% at age 55 to 2% at age 60. For the two public safety employee groups, the formula would be reduced from 3% at age 50 to 3% at age 55 for future deputy sheriffs and from 2% at age 50 to 2% at age 55 for future correctional officers and designated Probation Department employees.

July 27, 2010

The Board adopted a clarified County Hiring Freeze Policy to help contain costs as departments continue to adjust programs and services to reflect the expected long-term lower revenue streams, including reduced property taxes, sales taxes and funding from the State and Federal government. The policy provides guidelines for departments to fill vacancies, which included evaluating the community impact of not filling the position and identifying a dedicated and assured revenue source.

August 3, 2010

The Auditor-Controller informed the Board that after the close of the final books after June 30 the final numbers for FY2009/10 were better than projected, reflecting a concerted effort by departments to reduce expenditures and wring out an additional \$6.2 million in savings. This year-end savings is one-time in nature and was placed in General Fund Reserves for potential use in FY2011/12 to address projected deficits.

Aug. 24, 2010

The Board approved contract changes with two employee groups that will save \$383,590 in FY2010/11. The first action ratified a memorandum of understanding with the 25 members of Correctional Supervisors Unit 14. The second action adopted the terms of the Last, Best, and Final Offer made to Correctional Officers Unit 13 covering 190 Correctional Officers after over a year of negotiations failed to produce a contract. Both unit MOUs have key short- and long-term fiscal impacts.

Aug. 31, 2010

During Budget Workshop No. 1, programs and service levels for several departments were examined in light of the County's mandated obligations by outside agencies, such as the State, or from community priorities. Discussion focused primarily on programs where the County has discretion in how it delivers the service or whether to deliver the service at all, as well as the impact of reducing or eliminating the service.

While significant attention was made on reducing the County's \$18 million General Fund structural deficit by \$6 million this fiscal year, the review also considered potential changes for programs in other funds facing financial difficulty in the current economy.

Sept. 14, 2010

A total of 11 eligible employees participated in an Early Retirement Incentive (ERI) Program designed to reduce the County workforce through means other than layoff. The eligible employees received two years of additional CalPERS service credit, and the County saved \$2.57 million in salary and benefits through FY2012/13. The total General Fund savings for the period is \$1.34 million. The Board also took action to delete the positions from the allocation list of employee positions.

Sept. 21, 2010

During Budget Workshop No. 2, the remaining programs and service levels were examined in light of the County's mandated obligations by outside agencies, such as the State, or from community priorities. Discussions focused primarily on programs where the County has discretion in how it delivers the service or whether to deliver the service at all, as well as the impacts of reducing or eliminating the service.

Oct. 5, 2010

The Board reviewed the actuarial results that illustrated, absent changes to the existing retirement plans, the County's retirement costs would increase from \$23.6 million in FY2010/11 to \$44 million by FY2015/16. The Board had previously declared its intention to eliminate over time the Employer Paid Member Contribution (EPMC) toward retirement costs. By negotiating to end the payment of EPMC, the County can reduce future retirement costs by \$109 million over the next 10 years.

The Board adopted a decrease in the County's contribution toward the cafeteria plan of unrepresented managers, including legislative, executive, senior and mid-management-confidential, from 80% to 75% of the CalPERS Bay Area Region Kaiser family rate beginning with the January 2011 renewals. This represents an annual savings of \$66,395 for this group.

Oct. 26, 2010

During Budget Workshop No. 3, the Board took action to eliminate a net 23.7 vacant positions and directed staff to return on Dec. 7 with additional information regarding the remaining vacant positions and the rest of the reduction plan presented by the County Administrator. In addition, the Board asked for an analysis of the impacts of a \$1 million reduction in General Fund contribution to the Health and Social Services Department and the amount of leveraged dollars coming to Solano County as a result of contracts with community partners.

Nov. 23, 2010

The Board approved contract changes with the Deputy Sheriff's Association that will save \$1.6 million over the life of the three-year MOU, with General Fund savings estimated at \$962,646.

Dec. 7, 2010

During Budget Workshop No. 4, the Board approved a series of cost-reduction proposals recommended by the County Administrator's Office to address nearly \$1.7 million of the County's \$18 million General Fund structural deficit this fiscal year. The actions included the deletion of three vacant and 11.65 filled positions and the addition of one position as a result of reductions in the level of service to several programs as well as the reorganizations of the Library and the Assessor-Recorder's Office.

As part of the workshop, the Board reviewed and tentatively concurred with a proposal that will reduce an additional \$5.3 million in expenditures in FY2011/12. About \$1.7 million of the proposed reductions affected funding of contributions to local non-profits. The Board asked that the nonprofits participate in a workshop in early 2011 to examine alternative funding options.

The Board also approved an outline of proposed actions by Health and Social Services to reduce \$1 million in General Fund expenditures in FY2010/11, and directed staff to return with options to reduce an additional \$3 million in General Fund support to H&SS as part of the Midyear Financial Report.

As part of this workshop discussion, the Library and the Assessor-Recorder presented changes to their organizational structures. The Library plan to "flatten" its organization realigned its operating costs to help address a structural deficit caused by significantly fewer sales tax dollars as a result of sluggish local retail sales. Changes in the Assessor-Recorder's Office reflected changes in the level of service due to a changing workload - a reduced demand in mapping services and an increased demand in the property section.

In addition, the Board approved a \$285,000 investment in software to further automate the valuation of residential property transfers and assessments performed by the Assessor-Recorder's Office.

Dec. 14, 2010

The Board received a presentation regarding Health and Social Services and the variety of health and safety net programs it delivers, mostly funded with State and Federal dollars. Local General Fund dollars support these programs too. The Board approved a proposal that reduced the General Fund contribution to the department by \$1 million annually. Based on the implementation of this H&SS reorganization, the Board adopted a resolution that adjusted the Position Allocation List to reduce the workforce by a net 11.9 positions. The resolution reflected actions taken by the Board on Dec. 7 as well.

The Board adopted an ordinance that implemented the establishment of a second retirement tier for new deputy sheriffs with the retirement formula of 3% at age 55.

Jan. 11, 2011

The Board established the Public Agency Retirement System Supplemental Retirement Program (PARS-SRP) to offer eligible employees an incentive to retire early. Unlike two previous early retirement incentives offered through the Public Employees Retirement System, the PARS-SRP gave the County greater flexibility in targeting its reduction efforts. The program was set with the flexibility of considering up to 25% of the positions for replacement, if the business operations justified the position. The overall salary savings would pay for the retirement incentive in five years. Eligible employees had to be at least age 50 and have at least five years of service in Solano County as of April 30, 2011. They had to resign by April 29 and retire by April 30. The incentive was equivalent to 6% of their final pay.

Jan. 25, 2011

A temporary 3% reduction in Employer Paid Member Contribution for the Attorneys bargaining unit ended on Jan. 9, 2011, in accordance with the Memorandum of Understanding with the Attorneys in December 2009. The County began negotiating with the Attorneys in Nov. 1, 2010, but had not yet reached an agreement on a successor MOU. The fiscal impact was an increase of \$141,610 in FY2010/11. The County Administrator's Office recommended the effected departments – District Attorney and Public Defender – as part of their Midyear projections to anticipate and reduce the labor costs to address the effect of these increased labor costs.

Feb. 8, 2011

The Board of Supervisors adopted a proposed reduction plan from Health and Social Services to reduce the use of County General Fund dollars by \$3 million in the coming fiscal year. The department plan increased some revenue opportunities and reduced a variety of programs, with a bulk of the reductions in the mental health area. The department proposed a number of changes that would restructure the organization to adjust the way it delivers services and the type of services it delivers to reflect the reality that funding levels will continue to remain reduced for many years to come.

The Board received its Midyear Financial Report_for FY2010/11, which showed a net savings in the Public Safety Fund of \$279,000, net shortfall in the Health and Social Services Fund of \$3.9 million primarily driven by the state suspension of AB3632 funding for mental health services provided at school sites and increased In-Home Supportive Services provider costs, and net improvement of \$6.4 million in the General Fund. The structural deficit in the General Fund had been reduced from \$18 million to \$14.9 million for FY2010/11, slightly over half the targeted \$6 million reduction for the fiscal year.

The outlook for preparing the FY2011/12 budget reflected the continued impact of the housing market collapse and increasing service needs. The structural deficit in the General Fund was expected to grow to \$20.2 million as a result of increased labor

costs, reduced revenues (primarily from property taxes), and increased demand on and for assistance programs. The assumptions for the next fiscal year did not include impacts from the Governor's budget proposal.

Departments were instructed to prepare their initial FY2011/12 budgets based on Midyear projections. In addition, the departments were asked to develop reduction plans that reflected a 10% reduction in labor costs, which may require eliminating programs and/or reducing levels of services.

March 1, 2011

The Board approved the modification of a memorandum of understanding with the nearly 73 employees of Public Employees Union Local One (Unit 6) that will save \$702,670 over the remaining 18 months of the three-year contract.

Workshop No. 5: the Solano non-profit community presented to the Board of Supervisors their perceived impacts from a proposal presented to the Board on Dec. 7, 2010 to reduce contributions to the non-profits in FY2011/12 by \$1.86 million, down from \$2.69 million in FY2010/11. Representatives for a number of the non-profits presented the impacts and other funding options that could help them deliver the services offered by their respective programs. No actions were taken.

March 22, 2011

The Board approved a memorandum of understanding with the nearly 80 employees of Public Employees Union Local One (Unit 16) that will save \$684,239 over the life of the two-year contract.

The Board received a report on the participation in the PARS-SRP and approved modifications to the plan adopted in January 2011 to more effectively apply it within the departments. The modifications allowed departments to accept only as many retirement applications as the department could operationally support. If a department had more applicants than needed in a particular job class, selection was based on seniority. A total of 836 County employees were eligible to apply for early retirement, and 168 employees expressed interest to retire by April 29, 2011 under the PARS-SRP program.

April 5, 2011

The Board adopted a resolution allowing 91 County employees to retire early under the PARS-SRP plan. The County added back 22 positions, which is slightly less than the 25% cap on position replacements. PARS estimated the County could achieve a net savings of \$2.8 million by the end of year one, growing to cumulative savings of \$14.4 million over the five years.

April 26, 2011

The Third Quarter Financial Update articulated a fiscal improvement of \$4.8 million in the General Fund balance from Midyear projections, while underscoring continued financial concerns due to declining revenues, projected and sustained increases in assistance programs, and approved State budget actions that further reduce State reimbursements for the remainder of the fiscal year and in FY2011/12.

From a revenue perspective, the rate of decline of property taxes, a key revenue, has slowed and the result in FY2010/11 will be less of a loss in revenues than projected when the budget was built. However, as a result of the continued devaluation of the local real estate market, the overall revenues projected for FY2011/12 are anticipated to be 3% less than FY2010/11. In addition, uncertainty remained over the fiscal and operational impacts of State and Federal efforts to reduce their respective budgets.

It should be noted that there is a distorted sense of savings stemming from an abridged law enforcement capacity across the county. A reduced jail population has had a cascading effect on all of the public safety departments that has resulted in savings this fiscal year. As law enforcement shifts to fewer prevention programs and more of an emphasis on responding and containing criminal activity, the ongoing fiscal and operational impacts could increase. A similar downsizing effort in the health and social services arena may exacerbate this situation over time.

As part of the preparation for the requested budgets, departments were asked to review their operations from a long-term perspective, anticipating the impacts of program roll backs and staff reductions. The departments examined how they could adjust the service delivery of programs, including the scaling back of the amount and types of services to reduce ongoing operational costs. They factored in projected increases in employee benefit costs (retirement, medical and workers' compensation rates) identified at Midyear and the employee concessions received from management, unrepresented employees and five of the nine employee unions. As a result of this review, departments were able to take advantage of the

PARS-SRP program to adjust staffing. Still pending are successful conclusions to negotiations with the remaining four unions representing about 69% of the workforce, the bulk of which are represented by Service Employee International Union 1021.

The Third Quarter quantified cost increases attributed to factors outside the control of the County are impacting the operational costs for departments, including court decisions that raised the rates for foster care, the discontinuance of the temporary American Reinvestment and Recovery Act (ARRA) enhancement of the Federal Medical Assistance Percentage (FMAP) for In-Home Supportive Services, and the defunding by the State of AB 3632, which provides school-based mental health services.

The net result of the overall reduction efforts to date in FY2010/11, when rolled forward into FY2011/12, will help to reduce the structural deficit to be addressed in FY2011/12 to \$19 million.

As part of the Third Quarter Financial Update, the Board adjusted the implementation timeframe for the second 3% EPMC give back from management and unrepresented employees. The roll back roll back on the County paid share of the contribution is set to be effective upon agreement with all represented bargaining units or Dec. 31, 2011, whichever date comes first.

In addition, the Library eliminated 7.5 vacant positions as part of its continued realignment of day-to-day operations of the eight branches to ongoing revenue realities.

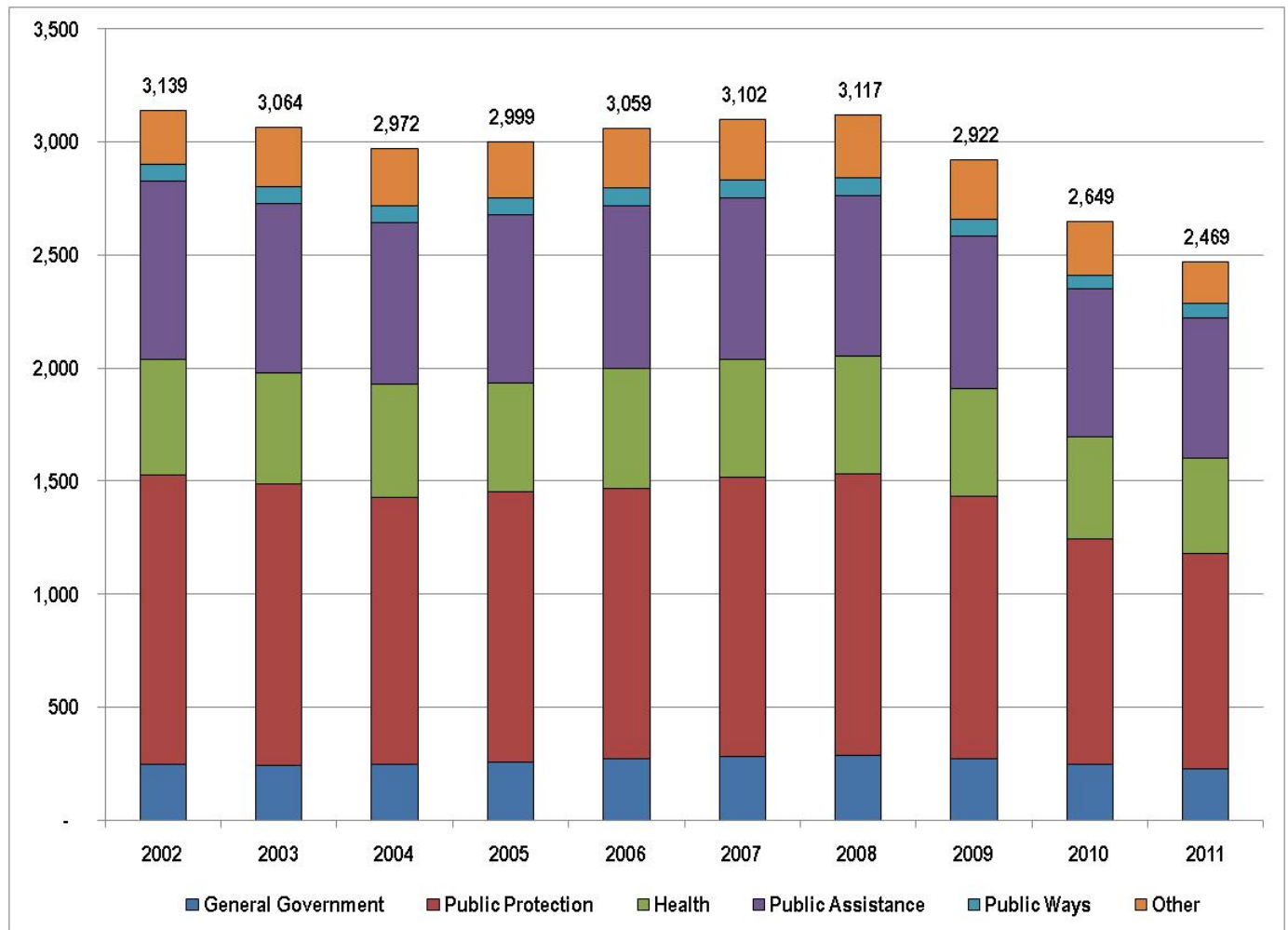
May 3, 2011

The Board affirmed the FY2011/12 contributions for funding various nonprofit and community-based organizations to be reflected in the FY2011/12 Recommended Budget. A commitment was set at \$784,000 in General Fund contributions and \$117,000 in one-time revenue and other funding sources.

PERMANENT POSITION ALLOCATION

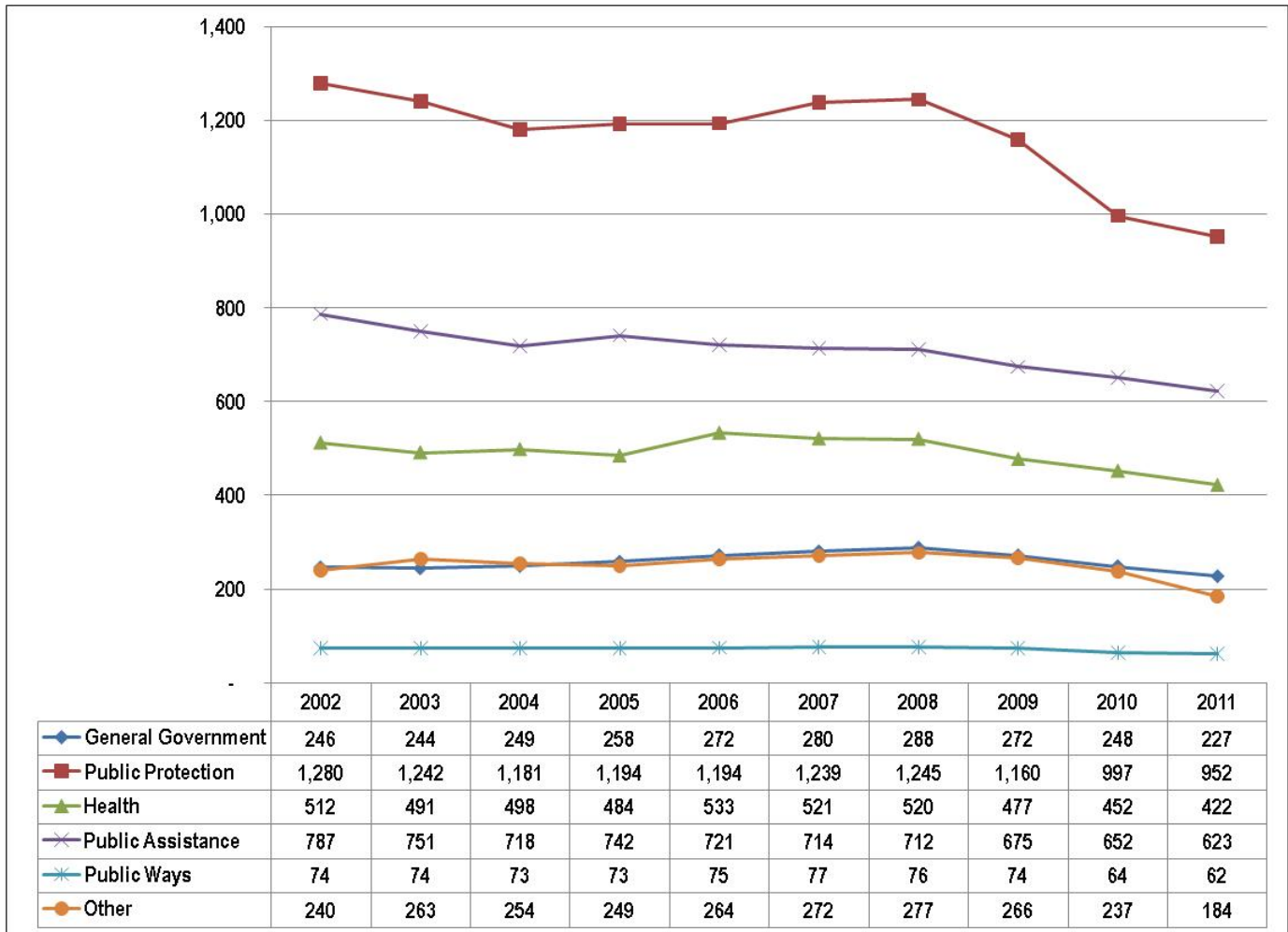
Over the past decade, the total number of Full Time Equivalent (FTE) positions in the County workforce has decreased from 3,139 in FY2002/03 to 2,469 in the FY2011/12 Recommend Budget. This the lowest staffing levels since FY1996/97 when there was a total of 2,466 employee positions, exclusive of Court employees. County permanent position allocations have decreased by 670 FTEs or 21.3% since 2002.

Permanent Position Allocation by Functional Area: FY2001/02 to FY2011/12



| Function | Staffing Changes During FY2010/11 | Additional Staffing Changes for FY2011/12 | Total Change from FY2010/11 to FY2011/12 |
|----------------------|-----------------------------------|---|--|
| General Government | (12.30) | (8.90) | (21.20) |
| Public Protection | (27.00) | (18.00) | (45.00) |
| Health Services | (27.50) | (2.65) | (30.15) |
| Public Assistance | (8.70) | (20.00) | (28.70) |
| Public Ways | (2.00) | (0.00) | (2.00) |
| All Others | (20.00) | (33.00) | (53.00) |
| ALL FUNCTIONS | (107.50) | (72.55) | (180.05) |

Permanent Position Allocation (Detailed by Function)



FY2011/12 POSITION ADDITIONS AND DELETIONS

The Position Allocation List is a fluid document, subject to change based on Board actions through the year, the Director of Human Resources’ ability to administratively create medical or military limited-term positions to backfill for employees on extended periods of medical or military leave, expirations for limited-term positions and other administrative actions delegated to the Director of Human Resources and the County Administrator by the Board.

The County Administrator’s Office is recommending **15.3** new positions for approval in the FY2011/12 Recommended Budget. In some cases, Departments are proposing to delete one position and add another to better meet staffing needs. The recommended new positions are in the following departments:

GENERAL GOVERNMENT

1117- General Services

- 0.3 FTE Architectural Project Coordinator (Assistant)

1550- Registrar of Voters

- 1.0 FTE Deputy Registrar of Voters

PUBLIC PROTECTION

6550 – Sheriff

- 2.0 FTE Correctional Officer (Entry)

HEALTH

7880 – Health Services

- 6.0 FTE Medical Assistant
- 2.0 FTE Nurse Practitioner/Physician Assistant
- 0.5 FTE Registered Dental Assistant
- 0.5 FTE Dentist

PUBLIC ASSISTANCE

7680 – Social Services

- 1.0 FTE Social Worker III
- 2.0 FTE Eligibility Benefits Specialty II-LT

The Recommended Budget recommends the deletion **60.85** FTE regular positions that are either not funded or no longer meet the organizational needs of the County. These deletions do not include the positions deleted throughout FY2010/11. The positions identified for deletion in the Recommended Budget are as follows:

GENERAL GOVERNMENT

1100 – County Administrator

- 1.0 FTE Management Analyst (Senior)

1117 – General Services

- 1.0 FTE Administrative Secretary
- 1.0 FTE Energy Program Coordinator
- 4.0 FTE Custodians

1200- Auditor-Controller

- 1.0 FTE Accounting Technician

1400- County Counsel

- 1.0 FTE Legal Secretary
- 0.2 FTE Attorney

1500 – Human Resources

- 1.00 FTE Human Resources Assistant (effective October 2, 2011)

PUBLIC PROTECTION

6500 – District Attorney

- 7.0 FTE Deputy District Attorney I - IV
- 1.0 FTE Deputy District Attorney IV

6530 – Public Defender

- 1.0 FTE Deputy Public Defender I-IV (Limited Term) effective December 31, 2011

6540 – Conflict Defender

- 1.0 FTE Deputy Public Defender I-IV (Limited Term) effective December 31, 2011

6650 – Probation

- 2.0 FTE Supervising Group Counselor
- 1.0 FTE Accounting Technician
- 1.0 FTE Supervising Deputy Probation Officer (Limited Term)
- 1.0 FTE Deputy Probation Officer
- 4.0 FTE Senior Deputy Probation Officer
- 2.0 FTE Legal Procedures Clerk
- 1.0 FTE Probation Services Manager

2910 – Resource Management

- 1.0 FTE Environmental Health Specialist (Journey)

HEALTH

7780 – Behavioral Health

- 1.0 FTE Office Assistant II
- 2.0 FTE Mental Health Specialist II
- 3.65 FTE Mental Health Clinician (Lic)
- 3.0 FTE Mental Health Nurse
- 1.0 FTE Mental Health Services Coordinator
- 1.0 FTE Clinical Psychologist
- 1.0 FTE Mental Health Services Manager
- 1.0 FTE Medical Records Technician (Senior)

PUBLIC ASSISTANCE

7501- H&SS Administration

- 1.0 FTE Staff Analyst

7680– Social Services

- 3.0 FTE Public Health Nurse
- 1.0 FTE Social Services Program Coordinator
- 2.0 FTE Social Services Supervisor
- 2.0 FTE Social Worker II
- 1.0 FTE Deputy Public Guardian/Conservator/ Administrator

OTHER FUNDS

1870 – DOIT

- 1.0 FTE Communications Supervisor

1901 – Reprographics

- 1.0 FTE Duplicating Services Operator

2801 – Fouts Springs

- 1.0 FTE Senior Group Counselor
- 1.0 FTE Group Counselor

The County Administrator's Office is recommending the following transfer of positions, reclassifications and the extensions of limited term positions as part of departmental reorganizations for approval in the FY2011/12 Recommended Budget:

GENERAL GOVERNMENT

1100 – County Administrator

- Reclassify 1.0 FTE Office Coordinator (C) to 1.0 FTE Office Assistant III (C)

1117 – General Services

- Transfer 1.0 FTE Facilities Operations Supervisor from the Airport (BU 9002) to General Services (BU1117)

1500 – Human Resources

- Extend 0.50 FTE Senior Human Resources Analyst (Limited Term) from July 1, 2011 through June 30, 2012.

PUBLIC PROTECTION

2480 – Child Support Services

- Reclassify 1.0 FTE Officer Supervisor to 1.0 Office Coordinator

6550 – Sheriff

- Transfer 1.0 FTE Sergeant Sheriff from CAL-MMET (BU 3250) to Sheriff (BU6550)
- Transfer 1.0 FTE Deputy Sheriff from CAL-MMET (BU 3250) to Sheriff (BU6550)

2910 – Resource Management

- Extend 1.0 Limited Term Building Inspector II (Limited Term) from July 1, 2011 through June 30, 2012

HEALTH

7880 – Health Services

- Transfer 1.37 FTE Psychiatrists from Mental Health Division to Family Health Services
- Extend 1.0 FTE Public Health Nurse (Limited Term)
- Extend 1.0 FTE Accounting Technician (Limited Term)
- Extend 1.0 FTE Medical Assistant (Limited Term)
- Extend 0.5 FTE Project Manager (Limited Term)
- Extend 0.5 FTE Project Manager (Limited Term)
- Extend 1.0 FTE Health Education Specialist (Sr) (Limited Term)
- Extend 2.0 FTE Health Assistant (Limited Term)
- Extend 1.0 FTE Health Services Manager (Limited Term)
- Extend 1.0 FTE Social Worker III (Limited Term)

PUBLIC ASSISTANCE

7680 – Social Services

- Extend 20 FTE Eligibility Benefit Specialist II
- Extend 2.0 FTE Eligibility Benefit Specialist Supervisor
- Extend 2.0 FTE Social Worker III
- Extend 1.0 FTE Social Services Worker

As of May 10, 2011, a net of 2,541.825 position allocations were approved by the Board through FY2010/11. The following table summarizes the position allocation changes requested since FY2010/11 Adopted Budget.

Summary of Positions

| | |
|--|-----------------|
| Net of Prior Actions by Board and Human Resources during FY2010/11 | (107.5) |
| Added in Recommended Budget | 15.30 |
| Deleted in Recommended Budget | (60.85) |
| Expiring Limited Term | (27.00) |
| Net Deleted Positions | (180.05) |

Position Allocation List

| | |
|---|------------------|
| Allocated Positions in FY2010/11 Adopted Budget | 2,649.325 |
| Net Deleted Positions | (180.05) |
| Allocated Positions Recommended in FY2011/12 Budget | 2,469.275 |

The *Permanent Position Summary* on the following pages is a digest of changes for each department from FY2007/08 through the Recommended Budget, including identifying changes occurring during FY2010/11.

PERMANENT POSITION SUMMARY

| | | FY2007/08 Adopted Budget | FY2008/09 Adopted Budget | FY2009/10 Adopted Budget | FY2010/11 Adopted Budget | Adjusted Totals for FY2010/11 | FY 2011'12 Recmd. Budget | Change Recmd. vs Adopted |
|---------------------------------|--------------------------------------|--------------------------------|--------------------------------|--------------------------------|--------------------------------|-------------------------------------|--------------------------------|--------------------------------|
| GENERAL GOVERNMENT | | | | | | | | |
| 1000 | Board of Supervisors | 10 | 10 | 10 | 10 | 10 | 10 | 0 |
| 1100 | County Administrator | 17 | 18 | 15 | 18 | 17 | 16 | -2 |
| 1103 | Employment Development & Training | 1 | 1 | 1 | 1 | 2 | 2 | 1 |
| 1117 | General Services | 101 | 106 | 101 | 84 | 80.7 | 76 | -8 |
| 1150 | Assessor | 45 | 45 | 44 | 40 | 36 | 35 | -5 |
| 1200 | Auditor/Controller | 33 | 35 | 33 | 31 | 30 | 29 | -2 |
| 1300 | Tax Collector/County Clerk | 14 | 14 | 12 | 11 | 10 | 10 | -1 |
| 1350 | Treasurer | 4 | 4 | 3 | 3 | 3 | 3 | 0 |
| 1400 | County Counsel | 21 | 21 | 19.75 | 17.75 | 17.75 | 16.55 | -1.2 |
| 1451 | Delta Water Activities | 0 | 0 | 0.75 | 1 | 1 | 1 | 0 |
| 1500 | Human Resources | 20 | 19 | 18 | 17.5 | 17.5 | 16.5 | -1 |
| 1550 | Registrar of Voters | 12 | 12 | 11 | 12 | 9 | 10 | -2 |
| 1642 | Real Estate Services | 2 | 3 | 3 | 2 | 2 | 2 | 0 |
| Total General Government | | 280.000 | 288.000 | 271.500 | 248.250 | 235.950 | 227.050 | -21.200 |
| PUBLIC PROTECTION | | | | | | | | |
| 6500 | District Attorney | 139 | 140.5 | 141 | 123 | 114.5 | 106.5 | -16.5 |
| 2480 | Department of Child Support Services | 127 | 120 | 107 | 107 | 105 | 105 | -2 |
| 6530 | Public Defender | 66 | 68 | 66 | 56 | 52 | 52 | -4 |
| 6540 | Public Defender - Conflict | 18 | 21 | 16 | 18 | 17 | 17 | -1 |
| 6550 | Sheriff | 507 | 513 | 489.5 | 406.5 | 405 | 409 | 2.5 |
| 6650 | Probation | 256 | 255 | 226.5 | 185 | 175.5 | 164.5 | -20.5 |
| 5500 | Office of Family Violence Prevention | 5 | 4 | 4 | 3 | 5 | 5 | 2 |
| 2830 | Agricultural Commissioner | 23 | 23 | 22 | 20 | 17.5 | 17.5 | -2.5 |
| 2850 | Animal Care Services | 16 | 16 | 16 | 16 | 16 | 16 | 0 |
| 2909 | Recorder | 19 | 19 | 12 | 13 | 13 | 13 | 0 |
| 2910 | Resource Management | 59 | 61 | 56 | 47 | 46 | 45 | -2 |
| 3250 | CAL-MMET | 2 | 2 | 2 | 2 | 3 | 1 | -1 |
| 2930 | LAFCo | 2 | 2 | 2 | 0 | 0 | 0 | 0 |
| Total Public Protection | | 1239.000 | 1244.500 | 1160.000 | 996.500 | 969.500 | 951.500 | -45.000 |
| PUBLIC WAYS | | | | | | | | |
| 3010 | Public Works | 76.5 | 75.5 | 73.5 | 63.5 | 61.5 | 61.5 | -2 |
| Total Public Ways | | 76.500 | 75.500 | 73.500 | 63.500 | 61.500 | 61.500 | -2.000 |
| HEALTH SERVICES | | | | | | | | |
| 7550 | Public Guardian (1) | 16 | 15 | 14 | 0 | 0 | 0 | 0 |
| 7690 | In-Home Supportive Services | 6 | 6 | 6 | 4 | 3.75 | 3.75 | -0.25 |
| 7950 | Tobacco Prevention and Education (2) | 2 | 2 | 2 | 0 | 0 | 0 | 0 |
| 7560 | Substance Abuse (3) | 23 | 23 | 0 | 0 | 0 | 0 | 0 |
| 7598 | Mental Health Managed Care (3) | 6 | 6 | 0 | 0 | 0 | 0 | 0 |
| 7700 | Mental Health (3) | 223.28 | 225.28 | 0 | 0 | 0 | 0 | 0 |
| 7780 | Behavioral Health | 0 | 0 | 232.55 | 220.05 | 198.8 | 185.15 | -34.9 |
| 7580 | Family Health Services (4) | 76.55 | 72.8 | 0 | 0 | 0 | 0 | 0 |
| 7800 | Public Health (4) | 168 | 170 | 0 | 0 | 0 | 0 | 0 |
| 7880 | Health Services | 0 | 0 | 222.55 | 227.8 | 221.8 | 232.8 | 5 |
| Total Health Services | | 520.830 | 520.080 | 477.100 | 451.850 | 424.350 | 421.700 | -30.150 |

Permanent Position Summary
Birgitta E. Corsello, County Administrator

Budget Summary

| | | FY2007/08 Adopted Budget | FY2008/09 Adopted Budget | FY2009/10 Adopted Budget | FY2010/11 Adopted Budget | Adjusted Totals for FY2010/11 | FY 2011/12 Recmd. Budget | Change Recmd. vs Adopted |
|--------------------------------|---|--------------------------------|--------------------------------|--------------------------------|--------------------------------|-------------------------------------|--------------------------------|--------------------------------|
| PUBLIC ASSISTANCE | | | | | | | | |
| 1530 | First 5 Solano Children and Families | 7 | 8 | 9 | 9 | 9 | 9 | 0 |
| 5800 | Veterans Services | 6 | 6 | 6 | 5 | 4 | 4 | -1 |
| 7501 | H&SS Administration | 88 | 88 | 84 | 81 | 75.5 | 73.5 | -7.5 |
| 7600 | Child Welfare Services (5) | 140 | 140 | 0 | 0 | 0 | 0 | 0 |
| 7640 | Older and Disabled Adult Services (5) | 88 | 85 | 0 | 0 | 0 | 0 | 0 |
| 7650 | Employment and Eligibility Services (5) | 384.5 | 384.5 | 0 | 0 | 0 | 0 | 0 |
| 7680 | Social Services | 0 | 0 | 575.5 | 557 | 554.8 | 536.8 | -20.2 |
| Total Public Assistance | | 713.500 | 711.500 | 674.500 | 652.000 | 643.300 | 623.300 | -28.700 |
| EDUCATION | | | | | | | | |
| 6300 | Library | 139.98 | 141.48 | 142.1 | 132 | 116.5 | 116.5 | -15.5 |
| 6200 | Cooperative Education | 3.25 | 3.25 | 3.13 | 2.725 | 2.725 | 2.725 | 0 |
| Total Education | | 143.230 | 144.730 | 145.230 | 134.725 | 119.225 | 119.225 | -15.500 |
| RECREATION | | | | | | | | |
| 7000 | Parks and Recreation | 9 | 9 | 6 | 5 | 5 | 5 | 0 |
| Total Recreation | | 9.00 | 9.00 | 6.00 | 5.00 | 5.00 | 5.00 | 0.00 |
| OTHER FUNDS | | | | | | | | |
| 1600 | Communications (6) | 7 | 7 | 7 | 0 | 0 | 0 | 0 |
| 1830 | Risk Management | 14 | 16 | 12 | 8 | 7 | 7 | -1 |
| 1870 | Department of Information Technology | 49 | 49 | 44 | 45 | 43 | 42 | -3 |
| 1901 | Reprographics | 4.5 | 4.5 | 4.5 | 2.5 | 1 | 0 | -2.5 |
| 2801 | Fouts Springs Youth Facility (7) | 29 | 30 | 30 | 29 | 30 | 0 | -29 |
| 3100 | Fleet Management | 12 | 12 | 12 | 9 | 8 | 8 | -1 |
| 9000 | Airport | 4 | 5 | 5 | 4 | 4 | 3 | -1 |
| Total Other Funds | | 119.500 | 123.500 | 114.500 | 97.500 | 93.000 | 60.000 | -37.500 |
| TOTAL COUNTY ALLOCATION | | 3,101.560 | 3,116.810 | 2,922.330 | 2,649.325 | 2,551.825 | 2,469.275 | -180.050 |

- (1) Combined into Social Services (BU 7680) in FY2010/11.
- (2) Combined into Health Services (BU 7880) in FY2010/11.
- (3) Combined into Behavioral Health (BU 7780) in FY2008/09.
- (4) Combined into Health Services (BU 7880) in FY2008/09.
- (5) Combined into Social Services (BU 7680) in FY2008/09.
- (6) Combined into Department of Information Technology (BU 1870) in FY2010/11.
- (7) County will be transitioning the program in FY2011/12.

This Page Intentionally Left Blank

SOLANO COUNTY STATISTICAL PROFILE

The County of Solano is strategically located along Interstate 80 between San Francisco and Sacramento. As one of California's original 27 counties, Solano County is rich in history and offers many resources to the general public and the business community. In addition to the unincorporated area, the County serves seven cities: Benicia, Dixon, Fairfield, Rio Vista, Suisun City, Vacaville and Vallejo.

The County provides the following services:

- Libraries (as contract services for cities)
- Jails and Juvenile Facilities
- Probationary Supervision
- District Attorney
- Public Defender and Alternative Defense
- Grand Jury
- Coroner and Forensic Services
- Airport
- Family Support Collection
- Public and Mental Health Services
- Indigent Medical Services
- Child Protection and Social Services
- Public Assistance
- Environmental Health
- Parks
- Veterans Services
- Agricultural Commissioner
- Weights and Measures
- U.C. Cooperative Extension Services
- Oversight and Permitting of Landfills and Solid Waste Disposal and Collection
- Elections and Voter Registration
- Clerk-Recorder
- Tax Assessment and Collection
- Emergency Medical Services
- Animal Care Services
- Building and Safety (unincorporated county only)
- Maintenance of County Roads and Bridges
- Law Enforcement (primarily unincorporated county)
- Land Use Issues (unincorporated county only)

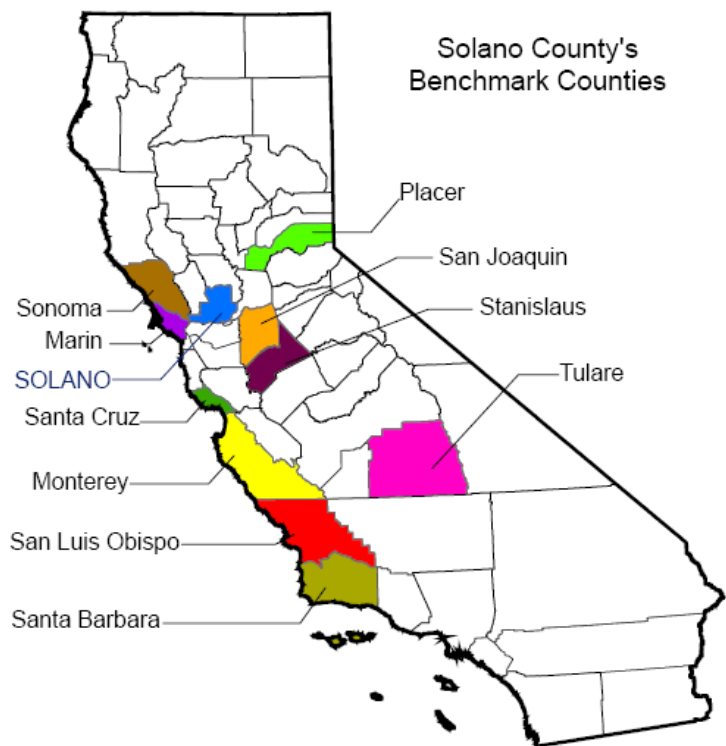
BENCHMARK COUNTIES

The following pages provide a graphical summary of statistical, employment and demographic information about Solano County. When reviewing Solano County's economic health, the County government's financial capacity, and the County's delivery of services to residents in unincorporated areas, the County inevitably compares itself from the current year to past years.

Additionally, the question of how Solano County compares with other counties is often asked. This leads to the question: Which counties should be used for comparison purposes?

A group of ten counties have been selected to be used for comparison in five of the following charts. Solano County has the following characteristics in common with each of these counties:

- They are the ten counties closest to Solano in population – six with higher population and four with lower population.
- A total population of more than 250,000 but less than 700,000.



- All include both suburban and rural environments.
- None contain a city with more than 300,000 in population.
- Six are coastal or Bay Area counties.
- Most have the same urban growth versus rural preservation challenges facing Solano County.

POPULATION

The California Department of Finance’s January 1, 2011, estimate of the population of Solano County is 414,509, approximately 8.4% over the 2000 Census. Of California’s 58 counties, Solano County ranks 21st in terms of population size and 41st in terms of population growth when compared to the 2000 Census.

California’s population estimate was 37.5 million as of January 2011, according to the State Department of Finance. California, the nation’s most populous state, represents 12.1% of the nation’s population, or one out of every eight persons. Solano County’s population represents 1.1% of the State population.

When you look at the county population since 2000, the rate of growth has tapered off to small increments. Between 2000 and 2010, the County grew by 18,802, or 4.8%, which is significantly less than the 54,121, or 15.9%, gains of the previous decade. Between 2010 and 2011, the county grew by 1,165 residents, or 0.3%.

Since 1990 the population in the unincorporated area of Solano County has declined by 2,715, or 12.5%, while the population for the entire county has grown by 74,088, or 21.8%. The average annual growth rate for Solano County is 1%.

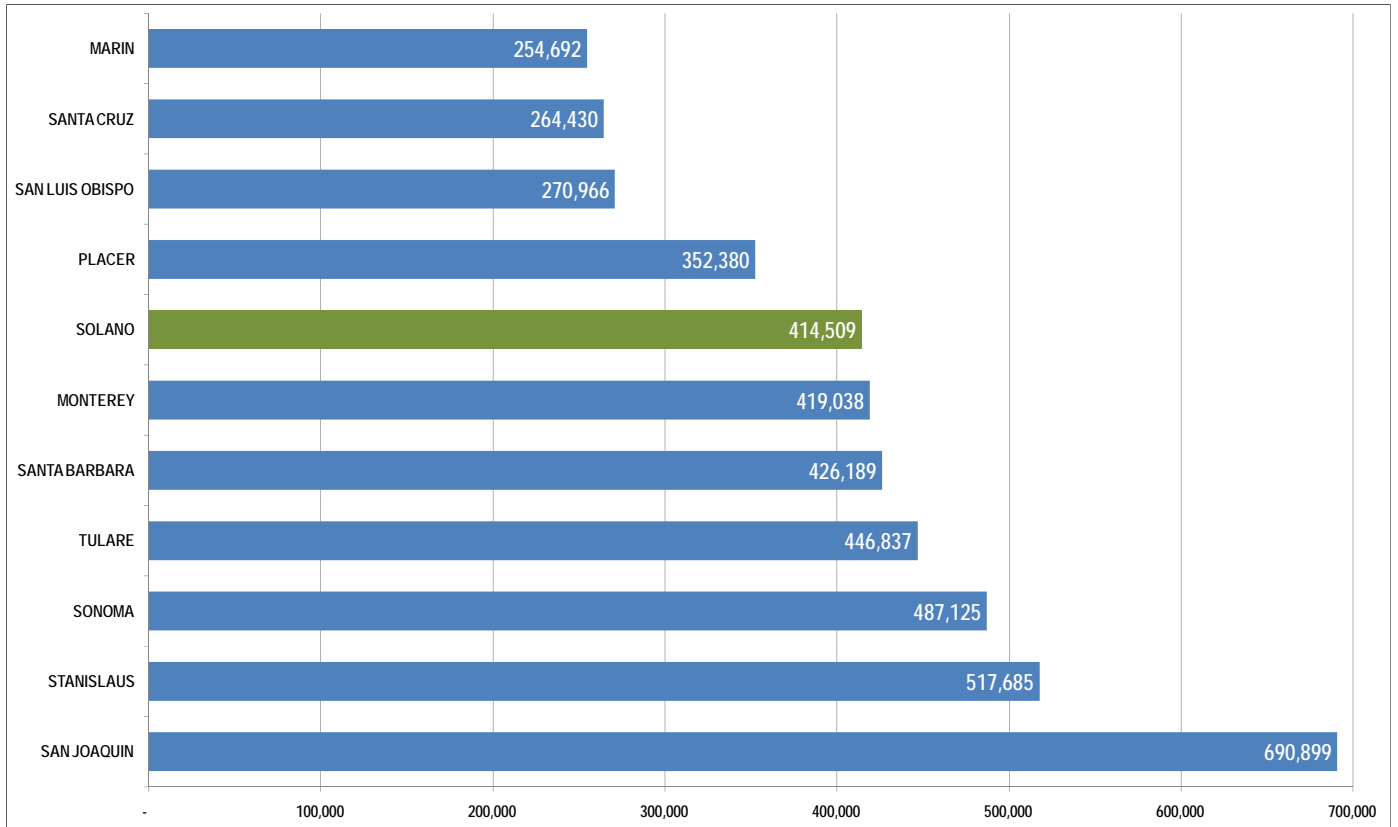
The fastest growing Solano County city is Rio Vista, growing 124% over the last two decades or an average of approximately 5.9% annually. Dixon came in second at 77% or an average annual growth rate of about 3.7%. With average annual growth rates of less than 1%, Benicia and Vallejo were the slowest growing communities. The bulk of the county’s overall growth occurred in Fairfield (37%) and Vacaville (29%). The two largest cities within the county are Vallejo and Fairfield with populations of 116,508 and 104,815 respectively.

Solano County Population Change from 1990 to 2011

| | 1990 | 1990 to 2000 | 2000 | 2000 to 2010 | 2010 | 2010 to 2011 | 2011 |
|-----------------------|----------------|----------------|----------------|--------------|----------------|--------------|----------------|
| Benicia | 24,437 | 2,428 9.9% | 26,865 | 132 0.5% | 26,997 | 121 0.4% | 27,118 |
| Dixon | 10,401 | 5,702 54.8% | 16,103 | 2,248 14.0% | 18,351 | 84 0.5% | 18,435 |
| Fairfield | 77,211 | 18,967 24.6% | 96,178 | 9,143 9.5% | 105,321 | (506) -0.5% | 104,815 |
| Rio Vista | 3,316 | 1,255 37.8% | 4,571 | 2,789 61.0% | 7,360 | 73 1.0% | 7,433 |
| Suisun City | 22,686 | 3,432 15.1% | 26,118 | 1,993 7.6% | 28,111 | 101 0.4% | 28,212 |
| Vacaville | 71,479 | 17,146 24.0% | 88,625 | 3,803 4.3% | 92,428 | 583 0.6% | 93,011 |
| Vallejo | 109,199 | 7,561 6.9% | 116,760 | (818) -0.7% | 115,942 | 566 0.5% | 116,508 |
| Unincorporated | 21,692 | (2,370) -10.9% | 19,322 | (488) -2.5% | 18,834 | 143 0.8% | 18,977 |
| Solano County | 340,421 | 54,121 15.9% | 394,542 | 18,802 4.8% | 413,344 | 1,165 0.3% | 414,509 |

Source: U.S. Census Bureau; California Department of Finance, Demographic Research Unit

Population of Benchmark Counties



Source: California Department of Finance, Demographic Research Unit, January 2011

LAND AREA AND POPULATION DISTRIBUTION

According to the California Department of Finance's "January 2011 City/County Population Estimates," 81% of California residents live in cities and 19% in unincorporated areas. In contrast, 95.4% of residents in Solano County live within the county's seven cities. This phenomenon was by design. In the early 1980s the residents of the County passed an Orderly Growth Initiative, which was extended in 1994, that focuses most urban growth to the incorporated cities. The voters reaffirmed this measure through the adoption of the 2008 Solano County General Plan, sustaining a commitment to orderly growth through 2028.

In comparison to its benchmark counties, Solano County is one of the smaller counties in terms of square miles of land area. According to the U.S. Census Bureau, Solano County consists of 907 square miles, of which 78 square miles is covered with water. The San Francisco Bay, Suisun Bay, the Carquinez Straits and the Sacramento River provide the county with natural borders to the south and east. Rich agricultural land lies in the northern area of the county while rolling hills are part of the southern area. Approximately 62% of the county land area is comprised of farmland.

This unique mixture of a sizeable urban population and a large rural/agricultural base creates many problems and challenges for County government. These include:

- Challenges in the transition zones between urbanized areas and agricultural areas (i.e., land use, pesticide use, dust, odors and vermin).
- Coordination of infrastructure transitions from the urban areas to the rural areas (i.e., reliever routes, upgraded feeder streets/roads and flood control).
- With limited resources and a reliance on property taxes and State/Federal funding, it is a challenge to provide urban-driven needs (as indicated by the high density per square mile) for health, public assistance and law and justice services.

Comparison of Land Area and Population Density and Distribution in Benchmark Counties

| Land & Water Area (Square Miles) | | | Persons Per Square Mile (Land Area) | | Percent Residing in Unincorporated Areas | |
|-------------------------------------|------------|-----------|--|------------|---|-------------|
| Tulare | 4,824 | 15 | Santa Cruz | 594 | Santa Cruz | 49.4% |
| Monterey | 3,322 | 449 | Solano | 500 | San Luis Obispo | 43.8% |
| San Luis Obispo | 3,304 | 311 | San Joaquin | 494 | Tulare | 32.3% |
| Santa Barbara | 2,737 | 1,052 | Marin | 490 | Santa Barbara | 31.5% |
| Sonoma | 1,576 | 192 | Stanislaus | 347 | Placer | 31.0% |
| Stanislaus | 1,494 | 21 | Sonoma | 309 | Sonoma | 30.0% |
| Placer | 1,404 | 98 | Placer | 251 | Marin | 26.7% |
| San Joaquin | 1,399 | 27 | Santa Barbara | 156 | Monterey | 24.1% |
| Solano | 829 | 78 | Monterey | 126 | Stanislaus | 21.4% |
| Marin | 520 | 308 | Tulare | 93 | San Joaquin | 20.7% |
| Santa Cruz | 445 | 162 | San Luis Obispo | 82 | Solano | 4.6% |

Source: U.S. Census Bureau, California Department of Finance, Demographic Research Unit, January 2011

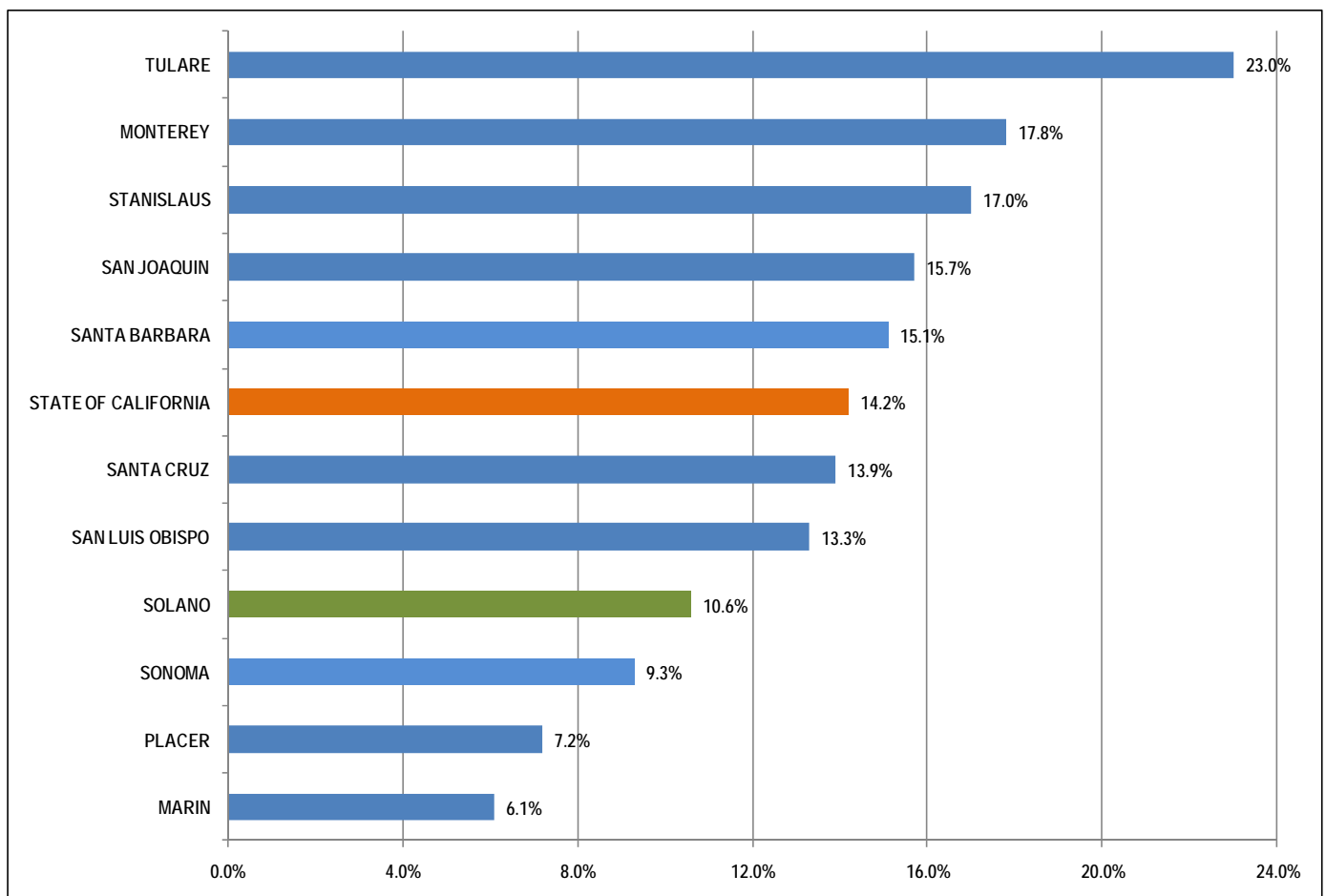
POPULATION LIVING IN POVERTY

According to the 2009 American Community Survey by the U.S. Census Bureau, 10.6% of the county population is living at or below the poverty level. This is 2.2 percentage points above the 2008 survey and 0.2 percentage points below the 2006 survey. The U.S. Census Bureau’s statistics on poverty provide an important measure of economic well-being and are sometimes used to assess the need or eligibility for various types of public assistance.

Poverty statistics presented use thresholds prescribed for Federal agencies by the Office of Management and Budget and are estimates. It should be noted that only three of the comparison counties have a lower rate. While the county’s level is not acceptable, the county’s rate is less than the 14.2% State rate for population living at or below the poverty level.

These statistics also lag the known impacts of the Great Recession. In June 2007, a total of 15.1% of the county’s population was receiving public assistance, such as Food Stamps, CalWORKs, General Assistance and Medi-Cal. Two years later the percentage of the population receiving public assistance climbed to 17%. In April 2011, a total 18.8% of the county’s population was receiving public assistance.

Percent of Population Below the Poverty Level in Benchmark Counties (2009)



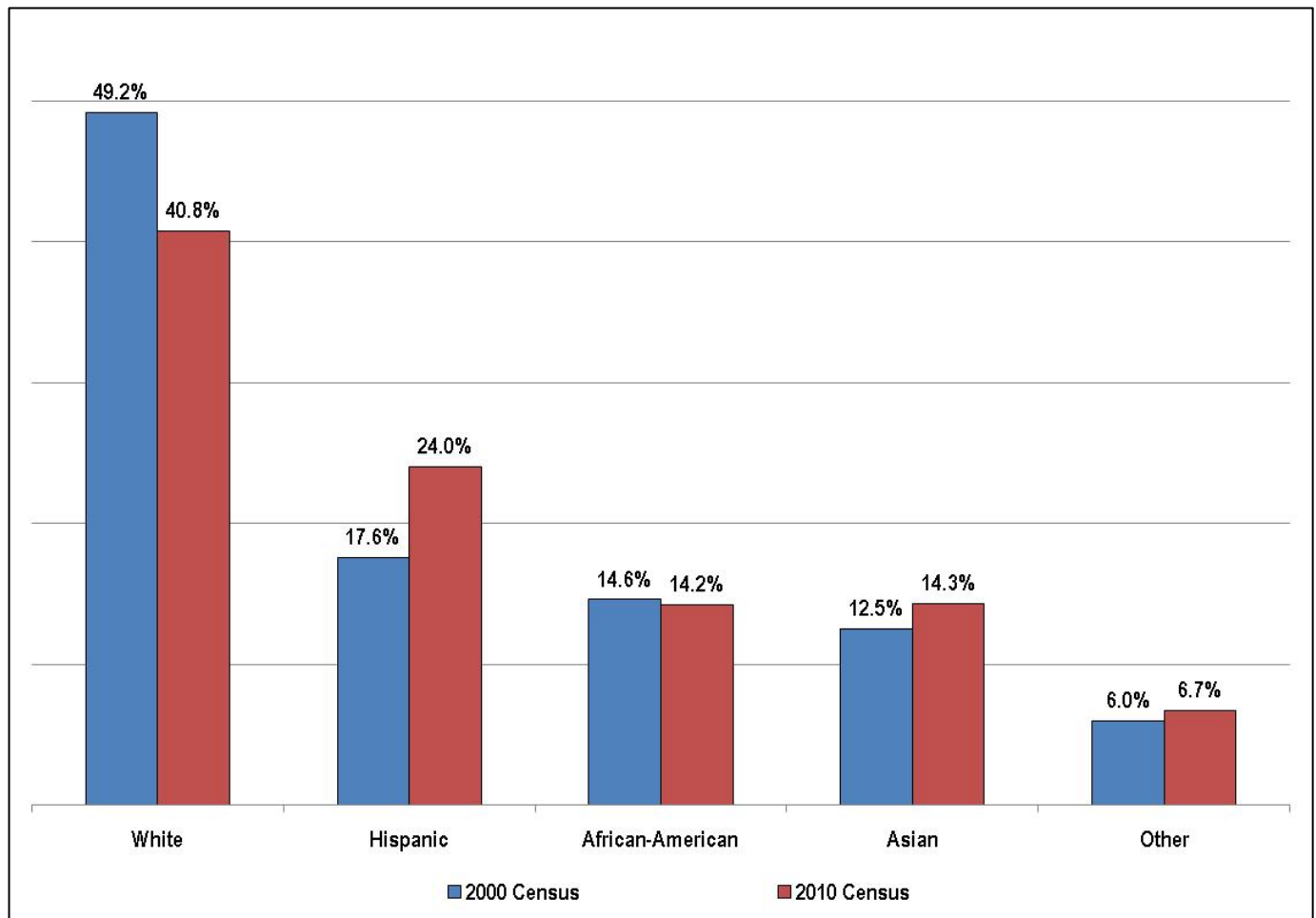
Source: U.S. Census Bureau, 2009 American Community Survey

POPULATION BY ETHNICITY

The ethnic composition of Solano County has changed between 2000 and 2010, according to the U.S. Census Bureau. The Hispanic segment grew the most significantly by 29,758 or 42.8% during the decade, while the number of Whites declined by 25,654 or 13.2%. Other gains in population segments were Asian 9,628 or 19.5%, African-American 1,146 or 2% and All Others 3,924 or 16.6%.

When examining the ethnic diversity changes within the communities in Solano County, the White segment declined in all communities between 2000 and 2010. Fairfield experienced the largest change, declining from 49% to 35.2% of the population. All other ethnic segments grew as a percentage of the communities during the decade except the African-American segment. The African-American population declined from 23.3% to 21.5% in Vallejo and from 5.8% to 4.8% in the unincorporated area. In all other communities the African-American segment grew by less than 1% except in Rio Vista, where the population went from 47 to 359 to represent a 3% gain in the share of the demographics. Among the Asian segment, Fairfield, Benicia and Rio Vista all showed percentage of population gains in excess of 3%.

Percent of Population by Ethnicity in Solano County



Source: U.S. Census Bureau

EMPLOYMENT AND ECONOMIC GROWTH

According to the California Employment Development Department's preliminary March 2011 estimates, overall employment in the state is better than it was a year ago, reducing unemployment by 61,000. The preliminary March 2011 unemployment rate for the state declined to 12.3%, down 0.7% from a year ago but remains 7.2% higher than in 2007. The Solano County unemployment rate mirrored the state in March 2011 and March 2010; however, the unemployment rate is 7.6% higher than the 4.7% unemployment rate in March 2007.

The number of unemployed declined in Solano County from 26,900 to 26,000 between March 2010 and March 2011. However, the number of unemployed is 15,600 higher than March 2007, which is before the impacts of the Great Recession were being felt in Solano County. During that time frame, the size of the potential labor force grew by 3,400 to 211,200, while available jobs declined by 12,200.

Unemployment Rates from 2007 to 2011 in Benchmark Counties

| | 2007 | 2008 | 2009 | 2010 | 2011 | Change from 2007 to 2011 |
|----------------------------|-------------|-------------|--------------|--------------|--------------|--------------------------|
| SAN JOAQUIN | 8.0% | 10.3% | 16.4% | 18.4% | 18.4% | 10.4% |
| STANISLAUS | 8.7% | 11.3% | 17.5% | 19.2% | 18.4% | 9.7% |
| TULARE | 10.0% | 12.1% | 17.7% | 19.4% | 18.7% | 8.7% |
| SANTA CRUZ | 6.8% | 8.3% | 13.6% | 15.3% | 14.7% | 7.9% |
| SOLANO | 4.7% | 6.4% | 10.9% | 13.0% | 12.3% | 7.6% |
| MONTEREY | 9.0% | 11.2% | 15.7% | 16.8% | 16.5% | 7.5% |
| STATE OF CALIFORNIA | 5.1% | 6.4% | 11.5% | 13.0% | 12.3% | 7.2% |
| PLACER | 4.5% | 6.0% | 10.9% | 12.1% | 11.6% | 7.1% |
| SONOMA | 4.0% | 5.2% | 9.8% | 11.3% | 10.4% | 6.4% |
| SAN LUIS OBISPO | 4.0% | 5.1% | 8.7% | 10.6% | 9.9% | 5.9% |
| SANTA BARBARA | 4.3% | 5.3% | 8.5% | 10.1% | 9.6% | 5.3% |
| MARIN | 3.4% | 4.1% | 7.4% | 8.8% | 8.0% | 4.6% |

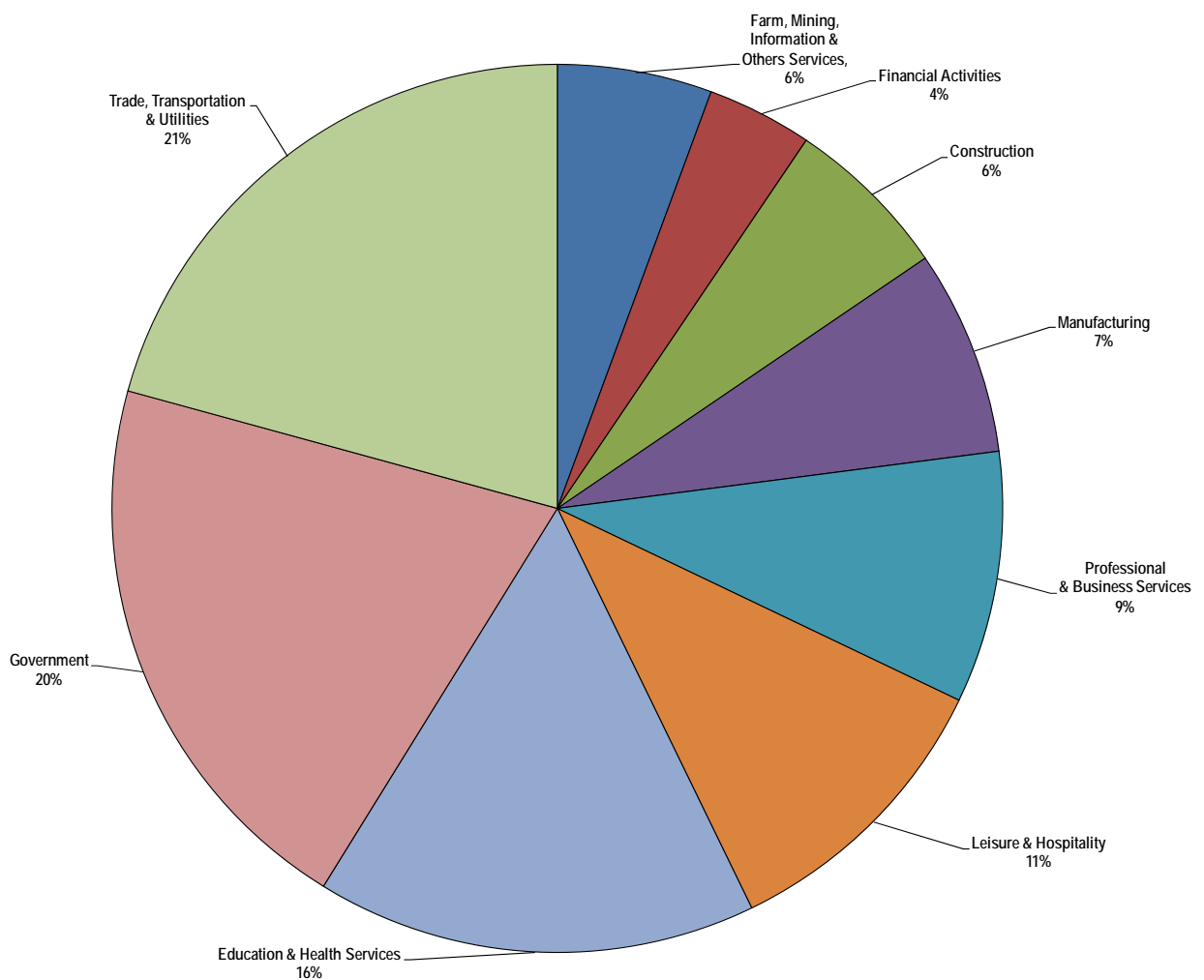
Source: California Employment Development Department, March 2007 to March 2011

Projections from the Business Forecasting Center at the University of the Pacific in April 2011 indicate that Solano County will continue to see modest gains in employment, but overall the sluggish long-term recovery will keep the unemployment rate at or above 10% through 2013. They are projecting a 1.9% improvement in the size of nonfarm payroll employment in 2012 and a 2.5% gain in 2013. The unemployment rate is expected to drop another percentage point in 2012 and dip below 10% sometime in 2014.

Between 2007 and 2011, two of the 12 industry sectors in Solano County tracked by the California Employment Development Division showed overall employment growth, while the other 10 sectors retracted.

- Overall, the employed workforce shrank by 8.1%, or 10,400 jobs, between 2007 and 2011.
- Gains were in Education and Health Services category with 1,700 jobs and Other Services category with 100 jobs.
- Losses were in Construction, 3,500 jobs; Government, 2,600 jobs; Trade, Transportation and Utilities, 1,900 jobs; Financial Activities, 1,400 jobs; Professional and Business Services, 900 jobs; Manufacturing, 900 jobs; Farm, 400 jobs, Leisure and Hospitality, 300 jobs, Information, 200 jobs; and Mining and Logging, 100 jobs.

Employment by Industries in Solano County – March 2011

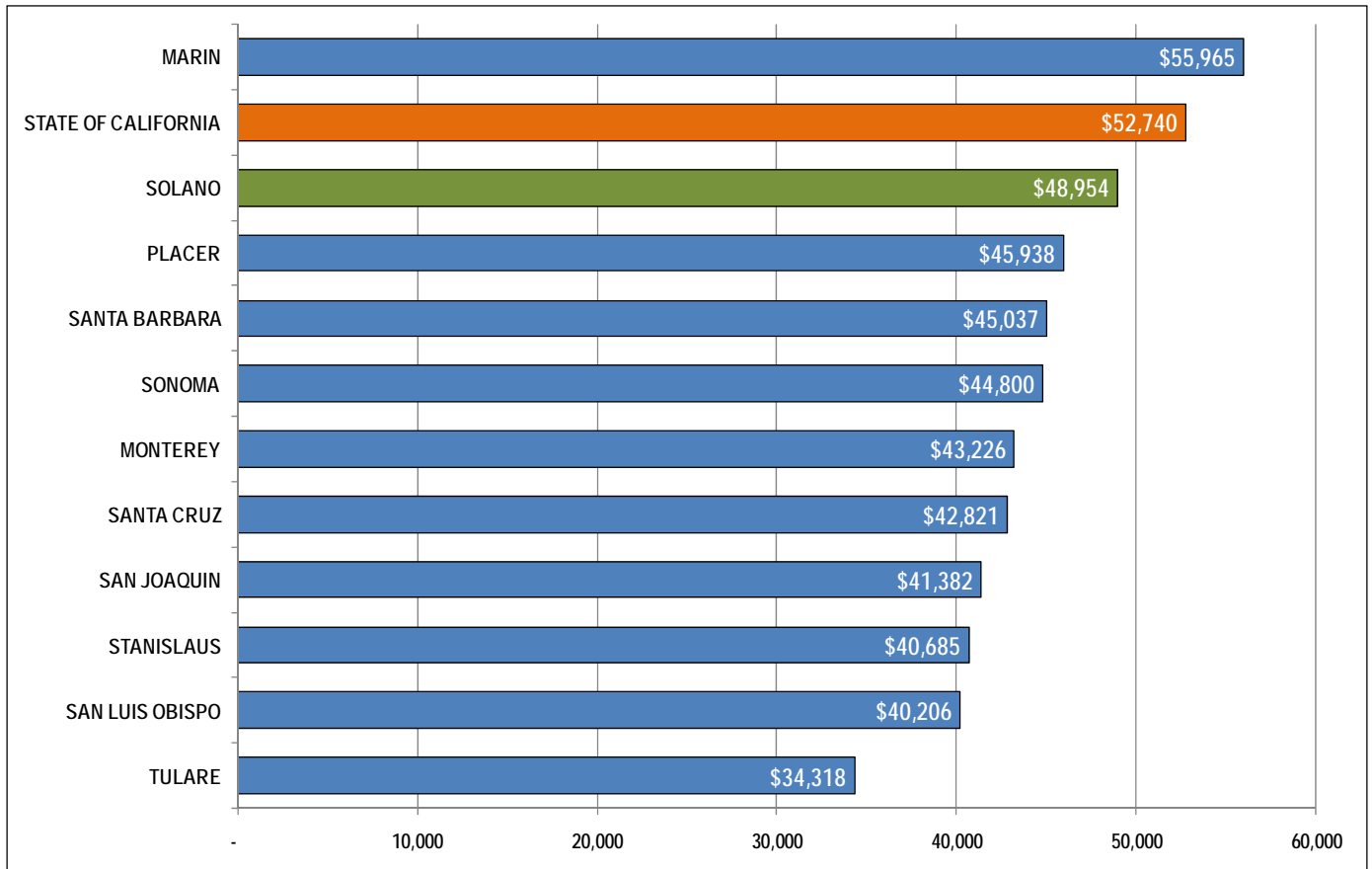


Source: California Employment Development Division

The distribution of the 117,700 civilian jobs in Solano County as reported by the California Employment Development Department in March 2011 has changed from four years earlier. Most sectors are within 1% of the 2007 share of the job distribution, except for a 2.2% decline in Construction and 2.6% gain in Education and Health Services.

According to the latest statistics from the Bureau of Economic Analysis, which are for 2009, Solano County's average wage per job of \$48,954 reflects a 4.4% increase over 2008, the largest gain among the comparable counties. Three of the benchmark counties – Santa Cruz, Sonoma and Marin – experienced declines of less than 1% in their average wage per job. Between 2007 and 2009, while the average wage per job in Solano County has grown 10% from \$44,499.

Average Wage Per Job in Benchmark Counties - 2009



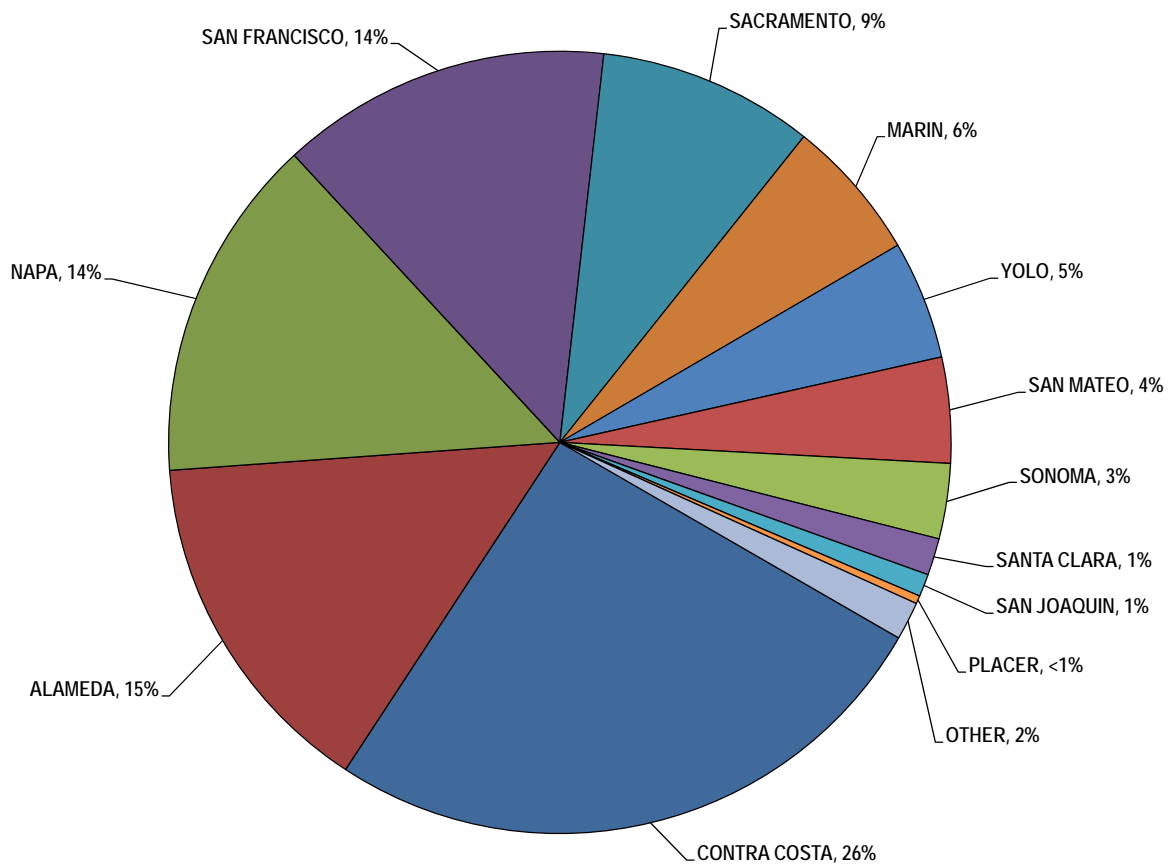
Source: Bureau of Economic Analysis, U.S. Department of Commerce

SOLANO COUNTY COMMUTING

According to the U.S. Census Bureau's 2009 American Community Survey, approximately 40% of working residents in Solano County commuted outside of the county for work. The survey estimated 76,164 residents commuted out of county in 2009, up 1.6% from 2006. At the same time, the number of people commuting into Solano County for work decreased by 768 or 2.5% to 29,908.

The 2009 American Community Survey also reported that approximately 76% of employed county residents drive alone to work, 15% car pool, 3% use public transportation and 6% either work at home or use other modes of transportation. Solano County, along with Napa County, has the highest percent of commuters using car pools in the San Francisco Bay Area. With all but one of the county's cities positioned along the Interstate 80 and 680 corridors, Solano County provides the commuter with access to Bay Area jobs and lower housing costs. Solano County residents commute to a variety of counties as illustrated by the chart below from U.S. Census data.

Most Common Commute Destination for Working Solano County Residents



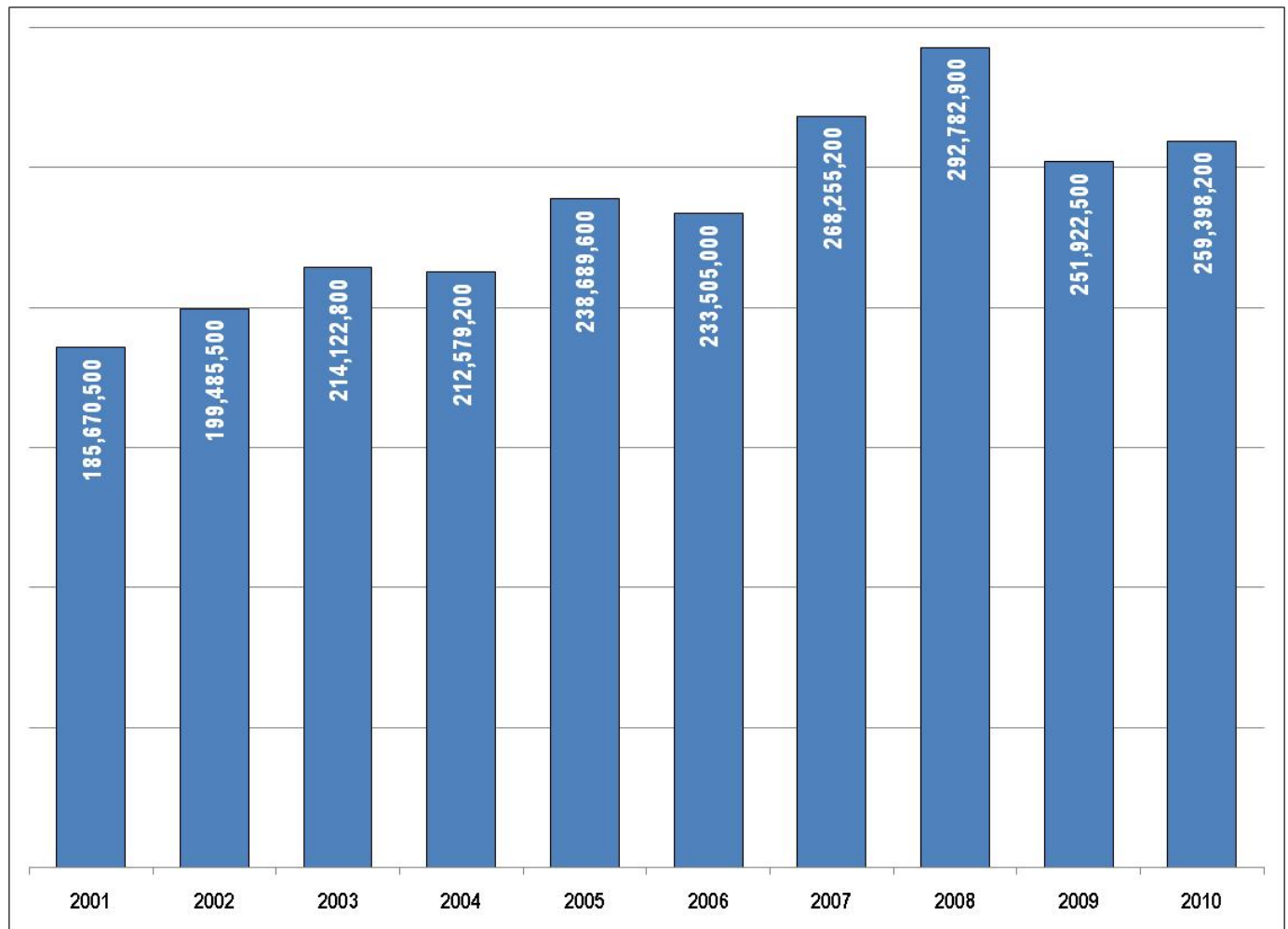
Source: U.S. Census Bureau, 2009 American Community Survey

GROSS AGRICULTURAL CROP VALUE

The preliminary 2010 estimated crop value of \$259,398,200 represents a 3% increase from 2009 values. Solano County produces more than 80 different commodities including fruits, nuts, vegetables, grains, seed, nursery stock, livestock, poultry, and apiary. The top three commodities were again processing tomatoes, walnuts and nursery products.

Agricultural production is part of a larger industry cluster that spans the full spectrum of economic activity from before the crops get into the field to the value-added processing in consumer products. According to "The Food Chain Cluster: Integrating the Food Chain in Solano and Yolo Counties to Create Economic Opportunity and Jobs" report, the total economic output of the food chain in 2009 for the two-county region was \$2.5 billion, or 10% of the region's total economic output. Solano County's share of the output was \$1 billion.

2010 Gross Agriculture Crop Values for Solano County



Source: County of Solano Agricultural Commissioner (May 2010 Crop Report)

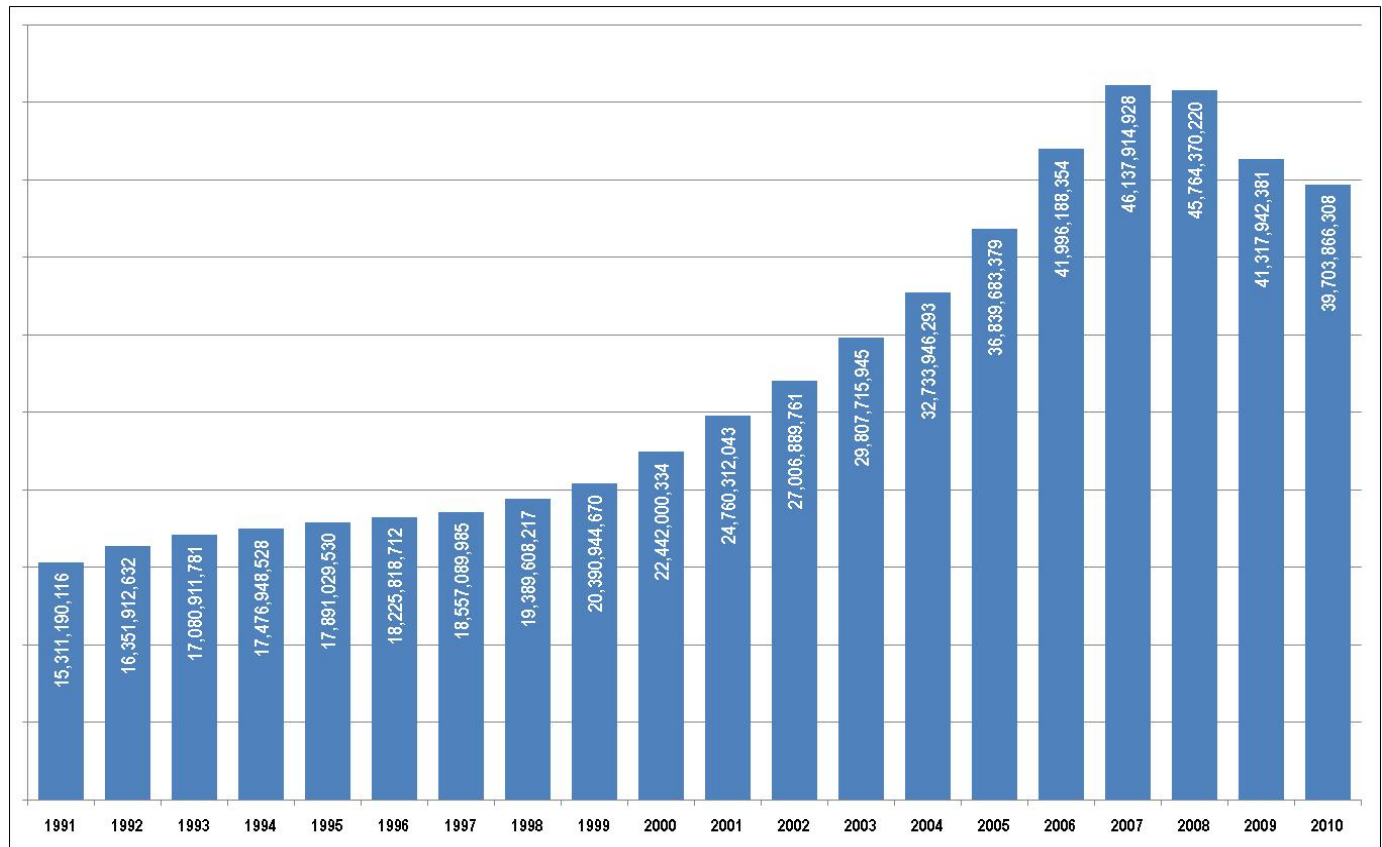
COUNTY ASSESSED VALUES AND GROWTH

Property taxes are a major source of local governmental revenues and are determined by assessed values. The property tax rate throughout the entire State of California is 1% of assessed values. The 2010 Property Assessment Roll of \$39.7 billion decreased by 3.9% from the prior year’s roll value and represents property ownership in Solano County as of January 1, 2010. This is the third consecutive year of declines in value, representing a cumulative 13.9% decrease. According to the County’s Fiscal Forecast, declines in property assessments, and in turn property tax revenues, are expected to decline overall in FY2011/12 with a potential of modest increases in FY2012/13.

High numbers of foreclosures and dramatic drops in median home prices since the real estate peak in 2007 continue to affect the assessment roll. In the first quarter of 2011, a total of 1,301 notices of default were issued for homes in Solano County, a decline of 21.6% from the same quarter in 2010. Notices of defaults peaked at 2,464 during the first quarter of 2009, supporting the belief that the rate of decline may be slowing. The median price for homes sold in northern Solano County went from \$415,000 in 2007 to \$218,000 in 2010. In southern Solano County, the median home price declined from \$420,000 in 2007 to \$169,000 in 2010. In March 2011, the median home price was \$199,900 in northern Solano County and \$165,000 in southern Solano County.

Since the market peak in 2007 an increasing number of properties in Solano County have had their property values temporarily reduced in accordance with Proposition 8. Proposition 8 requires the Assessor to value property at the lesser of market value or factored base year value, also known as the Proposition 13 value. The current property assessment roll reflects approximately 64,000 properties with reduced property value assessments. In addition, a high number of homes have negative equity, commonly referred to as “under water” because the market values of the homes are below the current mortgage. In April 2011, Zillow.com reported that Solano County has the highest percentage of homes under water in the Bay Area. In the first quarter of 2011, Zillow.com estimates that 57.5% of homes had market values below their mortgage amount, up from 56.9% a year earlier. The Bay Area percentage of homes with negative equity went from 22.4% in 2010 to 25.7% in 2011. These two factors are anticipated to have long-term impacts on property values and property tax revenues throughout much of Solano County.

Local Assessed Values for Solano County



Source: County of Solano, Assessor’s Office, August 2011

PRINCIPAL PROPERTY TAX PAYERS

| COUNTY OF SOLANO | | | |
|---|----------------------------|-----------------------|------------------------|
| Principal Taxpayers with over \$50,000,000 in Assessed Value for FY2010/11 | | | |
| Principal Property Tax Payers | Business Type | Assessed Value | Tax Obligation* |
| Genentech Incorporated | Manufacturing | 1,227,481,368 | 14,077,958 |
| Valero Refining Company California | Oil | 864,222,718 | 9,884,291 |
| Pacific Gas & Electric Company | Utility | 518,464,164 | 7,038,026 |
| Shiloh Wind Project II LLC | Energy | 304,146,090 | 3,212,999 |
| Anheuser Busch Incorporated | Manufacturing | 261,350,442 | 3,099,734 |
| Shiloh I Wind Project LLC | Energy | 197,986,277 | 2,091,527 |
| High Winds LLC | Energy | 167,795,774 | 1,772,595 |
| Alza Corporation | Manufacturing | 149,791,166 | 1,721,473 |
| California Northern Railroad | Transportation | 117,444,474 | 1,492,677 |
| Novartis Pharmaceuticals Corp | Manufacturing | 113,968,280 | 1,331,506 |
| Walton CWCA Bn Wrhs 21 LLC | Property Management | 106,102,314 | 1,246,864 |
| Solano Mall LLC | Commercial Sales | 103,243,388 | 1,154,468 |
| Pacific Bell Telephone Co, DBA | Utility | 100,898,672 | 1,329,274 |
| Cpg Finance II LLC | Commercial Sales & Service | 95,102,122 | 1,566,500 |
| Lodi Gas Storage, LLC | Energy | 89,012,673 | 1,209,326 |
| Meyer Cookware Industries, Inc. | Distribution/Manufacturing | 77,091,385 | 895,448 |
| Kaiser Foundation Hospitals | Healthcare | 74,485,205 | 897,856 |
| Centro Watt Property Owner II | Commercial Sales & Service | 72,336,231 | 896,302 |
| Nut Tree Retail LLC | Commercial Sales | 71,858,652 | 919,504 |
| Amcor Pet Packaging USA Inc 79 | Manufacturing | 65,345,393 | 715,646 |
| Park Management Corporation | Theme Park | 60,414,650 | 968,465 |
| State Compensation Insurance Fund | Financial | 56,101,863 | 692,898 |
| Federal National Mortgage Association | Financial | 54,507,002 | 746,655 |
| Prime Ascot LP | | 54,442,844 | 678,015 |
| SFPP LP | | 52,230,405 | 667,375 |
| Rabin Irving & Varda TR | | 51,973,842 | 775,490 |
| Lucky (FLA) Nocal Investor LLC | Commercial Sales | 50,523,660 | 585,094 |

*Note: The Tax Obligation is calculated at 1% plus voter approved bonds and any special assessments.
 Rates vary by Tax Area Code.
 LLC - Limited Liability Corporation
 LP - Limited Partnership
 TR - Trust

Source: County of Solano, Tax Collector/County Clerk, May 2011

This Page Intentionally Left Blank

Purpose

This segment of the budget document sets forth the Government Code Sections and administrative directives, as issued by the Office of the State Controller, pertaining to the form and content of the Annual County Budget. It describes the format of the Solano County Budget document and includes County ordinances and specific policies adopted relating to the County Budget.

Legal Basis

The Government Code specifies the content of the budget, budget adoption procedures and dates by which actions must be taken. (Government Code 29000-29144)

Forms

The budget document must be on forms prescribed by the State Controller in consultation with the Committee on County Accounting Procedures. (Government Code 29005)

Permission to Deviate

A county may add to the information required, or show it in more detail, providing the financial information and the classifications or items required to be included in the budget are clearly and completely set forth. Any change proposed by a county in the arrangement of the information required on the forms shall be subject to review and approval by the State Controller.

Funds and Accounts

Fund and account titles to be used by counties in the preparation of the budget are those contained in the publication, Accounting Standards and Procedures for Counties, issued by the State Controller. Special districts required to be included in the budget document must use fund and account titles contained in the publication, Uniform Accounting System of Special Districts.

Fund Types

- General Fund – The chief operating fund of a government. The general fund is used to account for all financial resources except those required to be accounted for in another fund.
- Special Revenue Funds – Special revenue funds are used to account for and report the proceeds of specific revenue sources that are restricted or committed to expenditures for specified purposes other than debt service or capital projects.
- Capital Projects Funds – These funds are used to account for and report financial resources that are restricted, committed, or assigned to expenditure for capital outlays, including the acquisition or construction of capital facilities and other capital assets.
- Debt Service Funds – These funds are used to account for and report the financial resources that are restricted, committed, or assigned to expenditures for principal and interest and related administrative charges.
- Enterprise Funds – These funds are used to account for operations that are financed and operated in a manner similar to private business enterprises, where the intent of the governing body is that the costs of providing goods or services to the general public on a continuing basis be financed or recovered primarily through user charges. (i.e., Airport)
- Internal Service Funds – These funds are used to account for the financing of goods or services provided by one department or agency to another department or agency of a government on a cost reimbursement basis. (i.e., Fleet, Data Processing, Risk Management)

Basis of Accounting/Budgeting

The general operating group of funds (governmental fund types) are budgeted and accounted for using the modified accrual basis of accounting. Governmental fund types include General Fund, Special Revenue Funds, Debt Service Funds and Capital Projects Funds. This group of funds is summarized on Schedule 2 of the budget document.

Internal service and enterprise funds are budgeted and accounted for using the full accrual basis of accounting.

Budget Construction & Legal Requirements

The basis of accounting used in this budget document is required by directive of the State Controller and Governmental Generally Accepted Accounting Principles (GAAP) and prescribed by pronouncements of the Governmental Accounting Standards Board (GASB).

Legal Duties and Deadlines

State Controller (Government Code 29005)

- To promulgate budget rules, regulations and classification and to prescribe forms.

Supervisors (Government Code 29061, 29063, 29064, 29065, 29080, 29081, 29088, 29100, 29101)

- To hold hearings on budget estimates prepared by officials.
- To make revisions, reductions and additions to estimates.
- To formally approve the tabulations, as revised, as the Recommended Budget.
- To make the Recommended Budget available to the general public.
- To publish notice that the budget is available and to announce and conduct public hearings, as prescribed by law.
- To adopt the Budget by resolution for the County and dependent Special Districts.
- To adopt tax rates.
- To levy property taxes.

All County Officials (Government Code 29040)

- To submit itemized requests of estimates for available financing, financing requirements and any other matter required by the Board on or before June 10th of each year.

Auditor or Administrative Officer as Designated by Board (Government Code 29040, 29042, 29045, 29060, 29062, 29065.5)

- To receive budget requests from officials.
- To prescribe and supply budget work sheets.
- To submit budget estimates when the official responsible has not done so.
- To compile budget requests.
- To submit Recommended Budget to the Board.

Auditor (Government Code 29043, 29044, 29083, 29103, 29109, 29093, 29124)

- To provide financial statements or data to officials.
- To attend public hearings on Recommended Budget and provide any financial statements and data required.
- To revise the Recommended Budget to reflect changes made by the Board.
- To calculate property tax rates.
- To forward to the State Controller a statement of all County tax rates, assessed valuations and amount of taxes levied and allocated.
- To file a copy of the Adopted Budget with the Office of the State Controller.
- To approve all payments in accordance with the Adopted Budget.

County Strategic Plan Implementation

The FY2011/12 Recommended Budget supports several of the 2007 County Strategic Plan, Goals and Initiatives. Some of the Initiatives were funded in FY2007/08 and continued, while others were suspended due to lack of funding following the collapse of County property tax revenues in FY2008/09. A key priority is financially supporting the Goals, Catalytic Projects, Strategic

Objectives and departmental activities consistent with the Plan.

Following is a description of each of the Strategic Plan's Goals and Catalytic Projects:

Goal: Improve the health and well-being of those who live and work here

The Catalytic Project for this goal is the Healthy Communities Initiative. Under this initiative, the County will encourage healthy, active lifestyles by promoting change toward wellness through healthy programs, partnering with schools, hospitals and cities, early intervention with children and families and by encouraging environmentally friendly building and business activities. As a large employer, the County will continue to model the importance of health and wellness throughout its workforce.

Goal: Ensure responsible and sustainable land use

The Catalytic Project for this goal is an Intergovernmental Planning Collaborative where the County, working with the cities, education, workforce training and business leaders, non-profit providers and interested citizens, helps create a high quality of life in Solano County. This can be accomplished by completing the County's General Plan Update, providing the dialogue and leadership on enhanced mobility and removing unnecessary regulatory and procedural barriers to development.

The General Plan was updated and approved by the voters in 2008. The implementation of the various components of the General Plan is still ongoing.

Goal: Maintain a safe community

The Catalytic Project focuses on a Comprehensive Crime Prevention, Intervention and Re-entry System in Solano County. The County and its partners will offer services, programs and projects that move from incarceration to an integrated approach aimed at eliminating recidivism and reducing the growing need for jail beds. Programs on gang prevention, methamphetamine prevention, juvenile recidivism and positive parenting are parts of the integrated systems approach. Emergency preparedness will continue to play a key role in maintaining a safe community.

Goal: Invest in and for the future

The Catalytic Project for this goal is Optimal Service Design and Delivery. Focused both internally and externally, work efforts involve customer service training, survey and focus groups, succession planning, technology investment and financing of capital projects and renewal efforts.

Budget Goals and Objectives

The County Budget sets forth the foundation for major Board policy actions and provides a fiscal "road map" for the direction of County government to follow, now and in the future. As such, the County Budget represents the single most important document that is prepared, reviewed and approved on an annual basis. It is the document that reflects the County's fiscal commitment to the Strategic Plan, its goals and objectives.

The intent of the Budget document is to:

- Provide a document in a format that is user friendly and readable in order to give the public a clear understanding about County government operations and funding. The County Statistical Profile gives the reader a comprehensive profile of the county.
- Identify the strategic goals and objectives upon which budget allocations are made and to measure the progress of County Departments and operations in fulfilling their departmental goals and objectives as well as the County's overall mission.
- Provide the Board and the public with a clear understanding of revenues and appropriations in the areas of strategic importance to the County, such as Public Safety and Health and Social Services.

While many improvements have been incorporated into the process and the presentation of the Budget over the last several years, the basic principles, goals and objectives of Solano County have been maintained as the underlying foundation for the Budget. These include:

- The Budget must be balanced with appropriations equaling the combined total of estimated revenues, fund balance and/or reserves/designation.

Budget Construction & Legal Requirements

- Wherever possible, the Budget should be balanced with ongoing and known revenue sources equaling ongoing and reasonably expected appropriations.
- To the extent possible, one-time money should not be used for ongoing operations.
- Service levels should be maintained at the highest level possible, within funding constraints.
- Prudent Contingencies and Reserves should be increased in good years to guard against future uncertainties.
- Discretionary revenues should be maximized to allow the Board options for the funding of beneficial local programs and services.
- Every effort should be made to attain accuracy and accountability in estimating and monitoring both revenues and expenditures throughout the fiscal year.
- The Budget should, wherever possible, anticipate and make provisions for uncertain funding for County-operated programs.

In reference to the stated goals and objectives above, there are several policy guidelines that were followed and maintained in developing this Budget:

- Property Tax Administration Fees are being recognized in the budgets of the departments (Auditor-Controller, the Assessor, and the Tax Collector) actually incurring the expenditures. This is a change from prior years, wherein these revenues were recorded in Budget Unit 1101, General Revenue.
- Proposition 172 funds have been allocated to maximize public safety benefits.
- Realignment revenues have been allocated to Health and Social Services.
- General Fund Contingencies and Reserves are increased, whenever possible, to safeguard against future uncertainties. In FY2011/12, the County Administrator will work towards developing a plan for the replenishment of depleted General Fund Reserves, such as the Deferred Maintenance Reserve. In FY2006/07, the Board established the Deferred Maintenance Reserve with a starting balance of \$10,725,922. In FY2010/11, this Reserve was exhausted.

Budget Policies of the Board of Supervisors

In addition to the legally required duties, there are certain actions to implement the budget process which the Board may take, including:

- Changing the arrangement of information on budget forms, upon approval of the State Controller. (Government Code 29005)
- Inclusion of other data, in addition to presenting the minimum information on available financing and financing requirements as submitted by the departments in their estimates. (Government Code 29006)
- Selection of the method of presenting supporting data for salaries and allocated positions. (Government Code 29007)
- Designation of Auditor or Administrative Officer to receive budget requests. (Government Code 29040, 29042)
- Designation of Auditor or Administrative Officer to submit budget requests in event of non-performance by responsible official. (Government Code 29045)
- Designation of Administrative Officer to prepare recommended budget on prescribed forms. (Government Code 29061, 29062)
- Approval of new positions and capital assets prior to Budget adoption. (Government Code 29124)
- Designation of official to approve transfers and revisions of appropriations within a budget unit. (Government Code 29125)
- Approval of budgetary adjustments. (Government Code 29125, 29126, 29126.1, 29127, 29130)
- Designation of an official to whom Auditor shall submit statements showing conditions of budget appropriations and estimated available financing. (Government Code 29126.2)

Adopted Budget Policy

The FY2011/12 Budget Hearings will commence Monday, June 20, 2011 and continue for a period not to exceed 14 calendar days.

The Board of Supervisors (Board) has designated the County Administrator as the official responsible to carry out all County budgetary responsibilities not specifically reserved to the Board, Auditor or State Controller.

Chapter 2 of the Solano County Ordinance provides additional information on established County policies. Sections 2-40 through 2-47 specifically address the duties of the County Administrator. Section 2-45 delineates the County Administrator's role in budgetary matters. These duties include:

- Develop budget instructions and policies, revenue estimates and departmental budget targets to guide departments in budget preparations.
- Recommend to the Board an annual County operating budget based on revenue projections, budget targets and proposed work programs and projects developed by the various departments.
- Recommend to the Board a capital budget based upon long-range plans for acquiring, constructing or improving buildings, roads and other County facilities.
- Recommend to the Board the acquisition and disposition of real property, except for County roads, easements and rights-of-way which shall be the responsibility of the Director of Resource Management.
- Establish a control system or systems to ensure the various County departments and other agencies under the jurisdiction of the Board are operating within their respective budgets.
- Recommend requests to the Board for unforeseen and unbudgeted expenditures.
- Approve fund transfers and budget revisions within appropriations.
- Recommend to the Board fund transfer requests requiring Board action under State law.
- Establish policies for acquiring additional or replacement capital assets.
- Keep the Board informed of the financial status of the County and of other matters of major significance to the County.

Budget and Fiscal Policies for FY2011/12

Budget Policy

1. General Fund Emphasis: Budgets should be prepared with a goal that the FY2011/12 Net County Cost or General Fund Contribution to programs will not exceed the FY2010/11 level, pending the outcome of actual Year End Fund Balance. Additionally, where operationally viable, budgets should reflect reductions of 10% in the departments' total labor costs over their FY2010/11 Final Budget, reducing discretionary levels of services and/or eliminating discretionary programs. Wherever possible, reductions in General Fund Contribution or Net County Cost should be sought. Increases in General Fund Contribution or Net County Cost may be proposed, consistent with the Board's priorities and the County Strategic Plan.
2. Contributions to Outside Organizations: The budget should not include contributions to outside organizations not controlled by the Board, such as the State Courts.
3. Maximize the Board's Discretion: Wherever legally possible, revenues are to be treated as discretionary resources, rather than as dedicated to a particular program or service. The goal is to give the Board as much flexibility as possible in allocating resources to local priorities, including the Goals and Objectives outlined in the County Strategic Plan. To the extent allowed by law, fund existing programs or activities with dedicated funding sources. This will free up scarce discretionary resources to fund Board priorities.
4. Pursuit of New Revenues: Pursue additional revenue sources, to the fullest extent possible for all services, and for fee-setting purposes, identify total cost (including indirect costs).
5. Discretionary Programs: Do not recommend new discretionary programs unless the programs are stated Board priorities, are fully funded by non-General Fund sources in FY2011/12, and will continue to be in future years.

Budget Construction & Legal Requirements

6. Pursue Operational Efficiencies: Explore reducing expenditures and maximizing revenues through consolidation of functions and streamlining of County operations.
7. County Share: If funding is reduced, there should be no increased County share for programs funded primarily from non-General Fund sources, unless increased County share is mandated or the program is a high priority for the Board of Supervisors and the amounts are reasonable in light of the County's fiscal situation.

General Fund Reserve Policy

On February 13, 2007, the Board adopted a policy to maintain General Fund reserves equal to 10% of the County's total budget excluding inter-fund transfers, with a minimum \$20 million balance maintained at all times.

The General Fund Reserve will be maintained to provide the County with sufficient working capital and a comfortable margin to support one-time costs for the following purposes:

- When the County faces economic recession/depression and the County must take budget action.
- When the County is impacted by a natural disaster or any other emergency.
- When the County experiences unexpected declines in revenues and/or when unpredicted large one-time expenditures arise.

The following will guide how the General Fund Reserve should be used:

1. Use the General Fund Reserve to phase into fiscal distress periods gradually, focusing on maintaining the Board's priorities.
2. To the extent possible, use the General Fund Reserve as the last resort to balance the County Budget.
3. To the extent possible, the spending down of the General Fund Reserve should not exceed \$6 million a year.

The General Fund Reserve should not be used to support recurring operating expenditures.

The General Fund Reserve is subject to additional restrictions imposed by Government Code Section 29086, which limits the Board's access to the Reserve during the annual budget process and requires 4/5 vote by the Board.

Contingency Policy

On February 13, 2007, the Board adopted the General Fund Contingency policy to establish a level equal to 10% of the General Fund total budget.

Appropriations for Contingencies are legal authorizations granted by the Board of Supervisors to be used for one-time unexpected needs that arise outside of the regular budget planning process. The Board has adopted Appropriations for Contingencies for State Uncertainties and for Other General Fund Uncertainties.

In prior years, an Appropriation for Contingency for State Uncertainties had been maintained to mitigate against any potential loss of revenues that would impact the County's ability to continue county operations.

An Appropriation for Other General Fund Uncertainties had also been established to mitigate the impact of potential risks to the General Fund from various funding problems and threats that may occur within the General Fund or threats to other Board priorities.

In June 2010, for efficiency and flexibility in these times of economic uncertainties, the County Administrator recommended, and the Board approved, combining the Appropriation for Contingency for State Uncertainties with the Appropriation for Other General Fund Uncertainties, to form one Appropriation for Contingency in FY2010/11. Pursuant to Government Code Section 29130, access to the Appropriation for Contingency requires a 4/5 vote of the Board of Supervisors.

Accrued Leave Payoff

During Fiscal Year 2005/06 Budget Hearings, the Board established a **Reserve for Accrued Leave Payoffs**. The purpose of this Reserve is to minimize the fiscal impact of employee retirements on County Departments' budgets. These funds are to be used for large employee payoffs upon retirement or employment separation from the County when the respective department has insufficient appropriations during the fiscal year to fund these payoffs. The following criteria and procedures were approved by the Board for managing the Accrued Leave Payoff Reserve:

Budget Construction & Legal Requirements

1. Anticipated Accrued Leave Payoffs. During the budget process, a General Fund Department or a Department that receives a General Fund contribution should determine the amount needed to cover anticipated accrued leave payoffs for the upcoming year and include the appropriate amount in its Requested Budget. The Departments will work with the CAO to determine the funding strategy.
 - a. If the Department has sufficient appropriations to fund the accrued leave payoff, the Department shall absorb the cost and include the amount in the budget request; or
 - b. If the Department cannot absorb this expenditure, the Department must work with the CAO to determine the funding sources to offset the increased costs. Funding from the **Reserve for Accrued Leave Payoff** will provide the affected Department with the General Fund share of the employee payoff.
 - c. The General Fund share of the estimated accrued leave payoff will be appropriated in the General Expenditures budget during the budget process. This appropriation will be funded from the **Reserve for Accrued Leave Payoff**.
 - d. The CAO is authorized to transfer the funding to the affected Department **without** Board approval to amend the Department budget when the leave payoff **actually** occurs, since the funding has been identified and recommended through the budget process.
2. Unanticipated Accrued Leave Payoffs. During the budget year, Departments will have employees retire who had not been factored in the accrued leave payoff calculation. Departments should consult with the CAO for determining the most appropriate funding strategy.
 - a. General Fund Departments or Departments that receive a General Fund contribution should determine if sufficient appropriations are available in their budget to absorb the payoff, and, if not, work with the CAO to determine the appropriate level of funding from the Accrued Leave Payoff designation or General Fund Contingency. This action will require a 4/5 vote of the Board.
 - b. Non-General Fund Departments or Departments that do not receive General Fund contributions will need to determine if their respective program funding has sufficient appropriation or contingencies to support the funding of the accrued leave payoff and should adjust their budget accordingly at Mid Year or Third Quarter, if necessary.

Investment Policy

The County maintains an Investment Pool managed by the Treasurer-Tax Collector-County Clerk, which acts as a depository for funds from over 80 units of local government, including funds of the county school districts, special districts and other entities.

The Treasury Oversight Committee reviews the Investment Policy, ensures the Treasury activities are in compliance with the Investment Policy, ensures an annual audit of the Investment Policy is conducted, and reviews the internal auditor's quarterly audits of the Investment Pool. The Committee currently consists of the County's Assistant County Administrator or the Budget Officer, the Director of Finance for the Superintendent of Schools, a representative from a Special District, one member of the public and one business director from a school district.

Amounts are invested in accordance with investment policy guidelines established by the County Treasurer and approved by the Board.

The primary objectives of the policy are:

- Safety – Maintain the security of principal
- Liquidity – Ensure adequate liquidity to meet its cash flow needs for pool participants
- Yield – Generate returns commensurate with the inherent risks being managed

The policy addresses the soundness of financial institutions in which the County deposits funds, types of investment instruments as permitted by the California Government Code 53601, and the percentage of the portfolio that may be invested in certain instruments with longer maturity.

Budget Construction & Legal Requirements

Debt Policy

The County maintains a Debt Advisory Committee, consisting of the Assistant County Administrator or Budget Officer, Auditor/Controller, and Treasurer/Tax Collector/County Clerk. The Committee provides analyses and recommendations to the Board for policy implementation and oversight.

The County establishes fund accounts to manage and budget resources for the payment of interest and principal for general long-term debt. The County also incurs debt when prudent to reduce future costs, such as pension obligation bonds.

Conditions for debt issuance are as follows:

- Purpose and Use of Debt – long-term General Fund debt will be incurred based on the County's needs and ability to repay, and where appropriate, methods and sources of funding will be maximized. Long-term debt will be restricted to those capital improvements that cannot be funded from current revenues.
- Types of Debt – includes General Obligation Bonds, Revenue Bonds, Certificates of Participation, Commercial Paper, Lease Purchase Agreements and other obligations.
- Project Life – debt shall not exceed the useful life of the asset being acquired or constructed.
- Refunding Policies – the County maintains a debt structure that allows for early retirement of debt.

Restrictions on debt issuance include:

- Prohibits the use of debt to fund operating costs, or projects associated with operating costs.
- Short-term debt will not be used to finance long-term debt.

Debt service limitations include:

- Debt is a policy decision which requires a financial condition analysis that incorporates economic trends, benchmark studies, and all other forces impacting the future finances of the County.
- Analysis of debt burden is measured, but not limited to, the following ratios:
 - Debt service requirements as a percentage of General Fund Revenue.
 - Debt service as a percentage of per capita income.
 - Debt service as a percentage of General Fund Expenditures.

In addition to the policy above, California Government Code, Section 29909, states the total amount of bonded indebtedness shall not at any time exceed 5% of the taxable property of the county as shown by the last equalized assessment roll.

Resource Reduction Strategy

In the event reductions in resources in any fiscal year require actions to balance the budget, the County will be guided by the following:

1. General Philosophy
 - a. To the extent possible, across-the-board reductions in expenditures will be avoided. Reductions will be made on a case-by-case basis. The emphasis will be on conserving General Fund discretionary resources to finance high priority programs, as set forth in the Solano County Strategic Plan adopted by the Board on December 11, 2007 and as further defined by the Board annually. If necessary, funding for lower priority programs will be reduced or eliminated to ensure expenditures remain in balance with resources;
 - b. The County administers a number of costly State programs that are heavily funded by State and Federal dollars. Compared to the State and Federal governments, the County has only limited ability to raise revenues. Recognizing that, in the event of a substantial reduction in resources for these programs, the County's goal, to the extent legally possible, is to avoid back-filling reductions in State and Federal dollars with County discretionary dollars;

- c. Maintaining a highly professional service delivery system is of foremost importance to the County. Thus, if it becomes necessary to make significant service delivery reductions, the goal will be to reduce the quantity of a service provided rather than the quality of service; and
- d. Finally, every effort will be made to continue capital and planning programs geared toward meeting the County's long-term needs.

2. Resource Reduction Priorities

a. Short-Term Actions

The following actions will be considered when dealing with the immediate impact of a reduction in resources. The purpose of these actions is to achieve immediate savings and/or better position the County to deal with the impact of longer-term actions once they are implemented. The actions are listed in priority:

- i. A Selective Hiring Freeze will be implemented. Funding sources, Board priorities, the type of positions, the critical nature of the program and the potential for service delivery disruption will be considered in implementing the hiring freeze;
- ii. Implementation of new programs, not fully operational, that are not fully revenue-offset, will be subject to further Board review; and
- iii. Purchase of equipment will be selectively deferred and reviewed annually. Funding source and impact on service delivery will be considered in implementing the deferral.
- iv. On May 4, 2010 the Board approved revisions to the Voluntary Time Off (VTO) Program, and declared the time period of July 1, 2010 through June 30, 2011 as a period of economic hardship. The Board took action on February 8, 2011 to extend the use of this policy through June 30, 2012. The policy provides for employees to participate in the VTO Program with the opportunity to voluntarily reduce their work day, work week or to take a block of time off while retaining most benefits. This may be requested and authorized in one-year increments to coincide with the budget cycle. The purpose of this Program is to reduce County costs during a time of economic hardship through voluntary actions of employees. The VTO Program can only be used during the periods of economic hardship as designated by the Board of Supervisors. Approval of Voluntary Time Off is at the discretion of the Department Head who must take into consideration workload, service demands and other organizational implications.

b. Long-Term Actions

The following actions will be considered when dealing with the longer-term impact of a significant reduction in resources. As appropriate, these reductions will be reflected in the Recommended Budget, and/or Third Quarter or Mid-Year budget adjustments. The actions are listed in priority order and lower priority actions will be implemented only if higher priority actions are insufficient to deal with the fiscal shortfall:

- i. General Fund discretionary contributions to certain programs that are primarily the State's responsibility will be capped at current levels, to the extent legally possible. Except as required by law, the County will not use General Fund dollars to backfill reductions in State or Federal funding for these programs;
- ii. A moratorium will be placed on implementing new programs or expanding existing programs if the cost of those programs or expansions is not fully revenue-offset and a secure long-term funding source is not identified;
- iii. Moderate service level reductions will be proposed on a case-by-case basis. These service level reductions will focus first on reducing General Fund support for those programs that have not been identified as a high priority by the Board;
- iv. Discretionary resources that have been earmarked by the Board for certain purposes will be proposed for re-allocation to fund on-going programs that are a priority for the Board;
- v. General Fund support to outside agencies not controlled by the Board should be greatly reduced or eliminated. This refers to the use of General Fund to support outside agencies whose programs are not aligned with Board priorities, and/or the County has determined would not be provided directly by the County; and

Budget Construction & Legal Requirements

- vi. Major program reductions will be proposed in general accordance with the Solano County Strategic Plan and the General Philosophy described above. These reductions will fall into two general categories:
 - Program reductions that will be made in response to significant reductions in State funding for programs that are primarily the State's responsibility. In this case, the County will consider returning responsibility to the State for operating those programs, to the extent permitted by law. Where returning responsibility to the State is not legally possible, County General Fund support for these programs will be reduced to the minimum level possible, consistent with State mandate requirements.
 - Program reductions that will be proposed in response to a reduction in County discretionary revenue. In this case, reductions will be made first in those programs that are not related to the Board's goals.

Hiring Freeze Policy

In FY2008/09, the County Administrator instituted a hard hiring freeze to help contain costs due to the State's budget shortfall and to help balance the County's Budget. The hard hiring freeze was modified to a Selective Hiring Freeze in FY2010/11, authorizing the County Administrative Officer (CAO) to selectively fill vacant positions based on the affected Department's need and the particular position's function. The Selective Hiring Freeze will be extended and applied by the CAO in FY2011/12.

1. Duration

This Policy will be in effect until the State's fiscal difficulties and their impact on the County are known and a long-term plan to address those impacts is formulated and approved by the Board. It is recommended that the Policy be in effect until no longer warranted and/or recovery from loss of sales and property taxes due to current economic recession materializes.

2. Goal of Hiring Freeze

The goal of this Policy is to contain costs and to provide clear direction for hiring and implementing staffing reductions.

4. Hiring Freeze Guidelines

County Administrator approval is required to fill departmental position requests. In evaluating whether to fill a vacant position, the following is to be considered:

- a. Is the program that the position supports funded by a dedicated and assured revenue source? Is the position unique to that program? If the answer is yes to both these questions, then, absent other considerations, the position can be advanced for CAO consideration.
 - i. A position is considered unique to a program when the classification is not located in any other department or program. Examples might be Librarians or Engineers. In this context, an Office Assistant would not be a unique position, because this classification is found in many different programs and, in the event of the potential need to eliminate filled positions, an Office Assistant could be transferred from one program to another in the County.
 - ii. Before consideration will be given a position that meets the stated criteria, departments should evaluate whether the resources involved could be used to help mitigate the impact on the County of revenue reductions in other areas.
- b. Is the position critical to the operation of an essential public safety activity, such that not filling the position will put the health or safety of residents or other staff at risk? If the answer is yes, the position can be considered for approval by the CAO.
- c. If a position is not filled, is the resulting reduction of services for a program below a legally mandated level? If the answer is yes, the position can be considered, but subject to the following:
 - i. The Department should first have explored obtaining a waiver of any service level mandate or the feasibility of ending the program or returning program responsibility to the State.
 - ii. To the extent practical, efforts should be made to fill the position using the call-back of a laid off County employee formerly serving in the same classification, or extra help or through internal recruitment.
- d. If a position is not filled, is the result a diminishing service level where, in the department's judgment, the program's effectiveness is seriously compromised? If the answer is yes, the department should further consider the following:

- i. Is this a high priority program as determined by the Board of Supervisor's Strategic Plan?
- ii. A thorough exploration of alternative means of providing adequate services has determined they are not feasible or are more costly.
 - iii. To the extent practical, efforts should be made to fill the vacant position using extra help or through internal recruitment, or the call-back of a laid off County employee formerly serving in the same classification.
- e. Is the position in question a critical and hard-to-fill position, as evidenced by repeated, unsuccessful attempts by the Department to recruit? If the answer is yes, and if the program is a high priority for the Board of Supervisors, then the position can be considered.

The Board approved in February 2008 the following actions in preparation for further reductions that may be required for the future. These actions, reaffirmed by the Board in 2009 and 2010, are:

If possible, in times of economic uncertainty, to help maintain the County financial stability:

- Departments are directed to immediately halt the implementation of all new programs without a dedicated funding source and that are not already fully implemented.
- Departments are required to obtain CAO approval for the purchase of all capital assets or any computer-related purchase that has not been previously included in the Refresh Policy. Approval will only be granted if the cost of the equipment is fully revenue-offset or is critical to program operations.
- Departments are directed to take whatever steps necessary to end the fiscal year with no increase in County Contribution.
- Departments are directed to control and reduce travel costs. Only travel critical to program operations will be permitted.

Summary of Designated Responsibilities for Actions

As previously discussed, State laws and County ordinances prescribe the manner and form in which the Budget is presented. Additional responsibilities and the delegation for preparation, review, approval and amending the Budget are also established by statute and ordinance, and by policies coordinated through the Board of Supervisors, the County Administrator and the Auditor-Controller's Office.

Listed below are additional actions, which require a four-fifths vote of the Board of Supervisors:

- Appropriation increases within a fund.
- Appropriations from contingencies.
- Appropriations of unanticipated revenues.
- Transfers between funds.
- Transfers from designated reserves.
- Transfers from equipment replacement reserves.
- Transfers from general reserves (only during budget hearings).

Listed below are additional actions requiring a majority vote of the Board of Supervisors:

- Approval of a capital asset over \$50,000 that does not increase the overall department budget.
- Reduction of appropriations and revenues for unrealized funding.
- Approval of contracts and amendments when the aggregate amount of the contract and amendment(s) is equal to or in excess of \$50,000 per fiscal year.
- Approval of petty cash accounts over \$3,000, with the exception of the County Library petty cash account of \$5,000.
- Transfers between Departments within a Fund.
- Transfers between Capital Projects.

Budget Construction & Legal Requirements

- Transfers equal to or more than \$50,000 from salaries and benefits (accounts 1110 through 1999) within a Department.
- Approval of grant application submissions when the amount of the grant is equal to or more than \$50,000 per fiscal year or when the grant-funded activity has General Fund impacts after the grant funds run out.

Listed below are the actions delegated to the County Administrator:

- Approval of a capital asset up to \$50,000 that does not increase the overall Department budget.
- Approval of a capital asset in lieu of one already budgeted.
- Transfers between divisions, bureaus and sections within a Department provided the total appropriation of the budget is not changed.
- Transfers less than \$50,000 from salaries and benefits (accounts 1110 through 1999) within a Department.
- Transfers to and from the following accounts: Salary/Wages-Regular (1110); Other Post-Employment Benefits (1213); Compensation Insurance (1240); Insurance-Property (2050); Liability Insurance (2051); Central Data Processing Services (2266); Countywide Administrative Overhead (3710); Building Use Allowance (3712); and Pension Obligation Bonds (5040).
- Approval of contracts and amendments when the aggregate amount of the contract and amendment(s) is less than \$50,000 per fiscal year.
- Approval of appropriation transfers to increase the Fleet Management budget when Departments have received approval for new vehicles.
- Approval of appropriation transfers for Operating Transfers In when an Operating Transfer Out has already received Board approval.
- Approval of modified work weeks and flexible work schedules for County departments provided the County departments can demonstrate a benefit for the County, and if applicable, meet its obligation under the Meyers-Milias-Brown Act (MMBA) with represented employees.
- Approval of grant application submissions when the amount of the grant is less than \$50,000 per fiscal year.
- Authority to release a Department head from accountability of unaccounted capital assets if it has a Fair Market Value of less than \$5,000 or it has been stolen and has a Fair Market Value of less than \$50,000. The Department must provide a copy of the police report, and the CAO must determine no negligence occurred.

Listed below are actions delegated to the Director of Human Resources:

- Affirm the appropriate jurisdictions are utilized for comparison purposes when determining compensation for County positions.
- Affirm the County's policy of no retroactivity for compensation during negotiation with its bargaining units.
- Authorize the Director of Human Resources in consultation with the County Administrator to delete position allocations for positions vacant for six months.
- Affirm that the Director of Human Resources, as provided for in the Employer/Employee Relations Rules and Regulations, may enter into side letter agreements or MOU amendments with represented bargaining units to resolve employee/employer disputes and/or issues.
- Affirm the County's policy that extra help employees are limited to working 999 hours per fiscal year. In the event the employee works over 999 hours per fiscal year, affirm the County's policy of providing CalPERS benefits in the same manner as represented employees.
- Authorize the Director of Human Resources, with the concurrence of the County Administrator's Office, to temporarily increase the number of positions in a Department without further approval of the Board of Supervisors when an employee has announced their retirement/separation from the County and the Department has a compelling reason that the retiree-to-be should train his/her replacement.

Budget Construction & Legal Requirements

- Authorize the Director of Human Resources to review the classifications in the Senior Management Group, unrepresented and at-will employees.
- Affirm that the Director of Human Resources shall implement benefit changes for unrepresented employees in the Executive Management, Senior Management and the Confidential Group consistent with the benefits received by represented employees.

Listed below are additional actions delegated to the Auditor-Controller:

- Deposit prior year SB90 revenues in General Revenues when a Department has a Net County Cost or receives a General Fund Contribution.
- Authorize the Auditor-Controller in consultation with the County Administrator to carry forward Board-approved capital project appropriations into subsequent years to facilitate the accounting and management of multi-year capital projects.
- Approve petty cash requests up to \$3,000 with the exception of the County Library petty cash requests up to \$5,000.
- Process Appropriation Transfer Requests (ATR) as approved by the Board of Supervisors or County Administrator.
- Authorize the Auditor-Controller, with concurrence from the County Administrator, to reclassify appropriations between the maintenance accounts and capital outlay accounts within the same project budget, so long as total appropriations are not increased.
- Authorize the Auditor-Controller, with concurrence from the County Administrator, to decrease capital outlay appropriations, within the respective capital project funds, and to increase appropriations in Public Art Fund to cover costs associated with the public art project to ensure compliance with Solano County Public Art Ordinance, Code Section 5-5.

Listed below are additional actions delegated to Departments:

- Request individual purchase of materials and services under \$5,000 in compliance with County Purchasing policies. Purchase orders will not be required for items under \$5,000.

This Page Intentionally Left Blank

**State of California Schedule 1
All Funds Summary**

**COUNTY OF SOLANO
SCHEDULE 1
ALL FUNDS SUMMARY
FOR THE FISCAL YEAR 2011/12**

| FUND NAME | TOTAL FINANCING SOURCES | | | | TOTAL FINANCING USES | | |
|------------------------------------|--|--|------------------------------------|-------------------------------|----------------------|--|----------------------------|
| | FUND BALANCE UNRESERVED/ UNDESIGNATED 06/30/2011 ESTIMATED | DECREASES TO RESERVES/ DESIGNATIONS/ NET ASSETS | ADDITIONAL FINANCING SOURCES | TOTAL FINANCING SOURCES | FINANCING USES | INCREASES TO RESERVES/ DESIGNATIONS/ NET ASSETS | TOTAL FINANCING USES |
| GOVERNMENTAL FUNDS | | | | | | | |
| GENERAL FUND | 32,719,183 | 6,960,000 | 175,562,107 | 215,241,290 | 215,241,290 | 0 | 215,241,290 |
| SPECIAL REVENUE FUNDS | 29,598,620 | 5,139,193 | 481,411,015 | 516,148,828 | 509,070,879 | 7,077,949 | 516,148,828 |
| CAPITAL PROJECT FUNDS | 2,709,178 | 0 | 6,661,640 | 9,370,818 | 9,370,818 | 0 | 9,370,818 |
| DEBT SERVICE FUNDS | (10,506,820) | 0 | 30,536,493 | 20,029,673 | 20,029,673 | 0 | 20,029,673 |
| TOTAL GOVERNMENTAL FUNDS | 54,520,161 | 12,099,193 | 694,171,255 | 760,790,609 | 753,712,660 | 7,077,949 | 760,790,609 |
| OTHER FUNDS | | | | | | | |
| INTERNAL SERVICE FUNDS | (852,643) | 631,463 | 39,459,359 | 39,238,179 | 39,238,179 | 0 | 39,238,179 |
| ENTERPRISE FUNDS | (500,947) | 0 | 5,324,793 | 4,823,846 | 4,823,846 | 0 | 4,823,846 |
| SPECIAL DISTRICTS & OTHER AGENCIES | 187,882 | 121,758 | 3,696,400 | 4,006,040 | 4,006,040 | 0 | 4,006,040 |
| TOTAL OTHER FUNDS | (1,165,708) | 753,221 | 48,480,552 | 48,068,065 | 48,068,065 | 0 | 48,068,065 |
| TOTAL ALL FUNDS | 53,354,453 | 12,852,414 | 742,651,807 | 808,858,674 | 801,780,725 | 7,077,949 | 808,858,674 |

**State of California Schedule 2
Governmental Funds Summary**

**COUNTY OF SOLANO
SCHEDULE 2
GOVERNMENTAL FUNDS SUMMARY
FOR THE FISCAL YEAR 2011/12**

| FUND | FUND NAME | TOTAL FINANCING SOURCES | | | | TOTAL FINANCING USES | | |
|------------------------------|------------------------------------|--|-------------------------------------|------------------------------|-------------------------|----------------------|-------------------------------------|----------------------|
| | | FUND BALANCE UNRESERVED/ UNDESIGNATED 06/30/2011 ESTIMATED | DECREASES TO RESERVES/ DESIGNATIONS | ADDITIONAL FINANCING SOURCES | TOTAL FINANCING SOURCES | FINANCING USES | INCREASES TO RESERVES/ DESIGNATIONS | TOTAL FINANCING USES |
| GENERAL FUND | | | | | | | | |
| 001 | GENERAL FUND | 32,719,183 | 6,960,000 | 175,562,107 | 215,241,290 | 215,241,290 | 0 | 215,241,290 |
| | TOTAL GENERAL FUND | 32,719,183 | 6,960,000 | 175,562,107 | 215,241,290 | 215,241,290 | 0 | 215,241,290 |
| SPECIAL REVENUE FUNDS | | | | | | | | |
| 004 | COUNTY LIBRARY | 4,064,588 | 500,000 | 15,903,655 | 20,468,243 | 20,340,311 | 127,932 | 20,468,243 |
| 012 | FISH/WILDLIFE PROPAGATION | 902,562 | 0 | 17,055 | 919,617 | 919,617 | 0 | 919,617 |
| 016 | PARKS AND RECREATION | (36,927) | 0 | 1,281,464 | 1,244,537 | 1,244,537 | 0 | 1,244,537 |
| 035 | JH REC HALL - WARD WELFARE | 92,190 | 0 | 16,000 | 108,190 | 108,190 | 0 | 108,190 |
| 036 | LIBRARY ZONE 1 | 136,790 | 0 | 896,046 | 1,032,836 | 1,032,836 | 0 | 1,032,836 |
| 037 | LIBRARY ZONE 2 | 7,345 | 0 | 29,411 | 36,756 | 36,756 | 0 | 36,756 |
| 066 | LIBRARY ZONE 6 | 5,777 | 0 | 14,065 | 19,842 | 19,842 | 0 | 19,842 |
| 067 | LIBRARY ZONE 7 | 51,718 | 0 | 312,192 | 363,910 | 363,910 | 0 | 363,910 |
| 101 | ROAD | 6,671,778 | 0 | 18,192,480 | 24,864,258 | 19,845,631 | 5,018,627 | 24,864,258 |
| 105 | HOUSING REHABILITATION | 82,089 | 0 | 300,750 | 382,839 | 382,839 | 0 | 382,839 |
| 110 | MICRO-ENTERPRISE BUSINESS | 0 | 0 | 204,837 | 204,837 | 204,837 | 0 | 204,837 |
| 120 | HOMEACRES LOAN PROGRAM | 1,066,456 | 0 | 14,000 | 1,080,456 | 1,080,456 | 0 | 1,080,456 |
| 150 | HUD | 0 | 0 | 3,922,757 | 3,922,757 | 3,922,757 | 0 | 3,922,757 |
| 152 | IN HOME SUPP SVCS-PUBLIC AUTH | 0 | 0 | 2,753,453 | 2,753,453 | 2,753,453 | 0 | 2,753,453 |
| 153 | FIRST 5 SOLANO | 838,674 | 4,258,951 | 4,841,852 | 9,939,477 | 9,100,235 | 839,242 | 9,939,477 |
| 215 | RECORDER SPECIAL REVENUE | 5,854,628 | 0 | 723,636 | 6,578,264 | 6,578,264 | 0 | 6,578,264 |
| 228 | LIBRARY - FRIENDS & FOUNDATION | 99,261 | 0 | 137,100 | 236,361 | 236,361 | 0 | 236,361 |
| 233 | DISTRICT ATTORNEY SPECIAL REV | 1,030,853 | 0 | 483,176 | 1,514,029 | 1,514,029 | 0 | 1,514,029 |
| 239 | TOBACCO SETTLEMENT | 0 | 380,242 | 0 | 380,242 | 380,242 | 0 | 380,242 |
| 241 | CIVIL PROCESSING FEES | 477,516 | 0 | 187,132 | 664,648 | 664,648 | 0 | 664,648 |
| 253 | SHERIFF'S ASSET SEIZURE | 157,677 | 0 | 11,698 | 169,375 | 169,375 | 0 | 169,375 |
| 256 | SHERIFF OES | 370,448 | 0 | 1,532,356 | 1,902,804 | 1,902,804 | 0 | 1,902,804 |
| 263 | CJ TEMP CONSTRUCTION | 374,222 | 0 | 369,559 | 743,781 | 743,781 | 0 | 743,781 |
| 264 | CRTHSE TEMP CONST | 697,220 | 0 | 372,155 | 1,069,375 | 1,069,375 | 0 | 1,069,375 |
| 278 | PUBLIC WORKS IMPROVEMENT | 91,713 | 0 | 7,000 | 98,713 | 98,713 | 0 | 98,713 |
| 281 | SURVEY MONUMENT PRESERVATION | 12,296 | 0 | 9,200 | 21,496 | 21,496 | 0 | 21,496 |
| 296 | PUBLIC FACILITIES FEES | 5,637,857 | 0 | 3,113,416 | 8,751,273 | 7,659,125 | 1,092,148 | 8,751,273 |
| 301 | GEN SVCS SPECIAL REVENUE | 8,034 | 0 | 3,990 | 12,024 | 12,024 | 0 | 12,024 |
| 325 | SHERIFF'S OFFICE GRANTS | (16,522) | 0 | 770,940 | 754,418 | 754,418 | 0 | 754,418 |
| 326 | SHERIFF - SPECIAL REVENUE | 607,787 | 0 | 476,333 | 1,084,120 | 1,084,120 | 0 | 1,084,120 |
| 340 | LOCAL LAW ENFORCE BLOCK GRANT | 0 | 0 | 13,000 | 13,000 | 13,000 | 0 | 13,000 |
| 369 | CHILD SUPPORT SERVICES | 259,167 | 0 | 12,197,814 | 12,456,981 | 12,456,981 | 0 | 12,456,981 |
| 390 | TOBACCO PREVENTION & EDUC | 53,423 | 0 | 201,985 | 255,408 | 255,408 | 0 | 255,408 |
| 900 | PUBLIC SAFETY | 0 | 0 | 136,487,429 | 136,487,429 | 136,487,429 | 0 | 136,487,429 |
| 901 | SO CO CONSOLIDATED COURT | 0 | 0 | 256,824 | 256,824 | 256,824 | 0 | 256,824 |
| 902 | HEALTH & SOCIAL SERVICES | 0 | 0 | 270,556,782 | 270,556,782 | 270,556,782 | 0 | 270,556,782 |
| 903 | WORKFORCE INVESTMENT BOARD | 0 | 0 | 4,799,473 | 4,799,473 | 4,799,473 | 0 | 4,799,473 |
| | TOTAL SPECIAL REVENUE FUNDS | 29,598,620 | 5,139,193 | 481,411,015 | 516,148,828 | 509,070,879 | 7,077,949 | 516,148,828 |

**State of California Schedule 2
Governmental Funds Summary**

| FUND | FUND NAME | TOTAL FINANCING SOURCES | | | | TOTAL FINANCING USES | | |
|---------------------------------|------------------------------------|--|-------------------------------------|------------------------------|-------------------------|----------------------|-------------------------------------|----------------------|
| | | FUND BALANCE UNRESERVED/ UNDESIGNATED 06/30/2011 ESTIMATED | DECREASES TO RESERVES/ DESIGNATIONS | ADDITIONAL FINANCING SOURCES | TOTAL FINANCING SOURCES | FINANCING USES | INCREASES TO RESERVES/ DESIGNATIONS | TOTAL FINANCING USES |
| CAPITAL PROJECT FUNDS | | | | | | | | |
| 006 | CAPITAL OUTLAY | 2,529,917 | 0 | 4,318,485 | 6,848,402 | 6,848,402 | 0 | 6,848,402 |
| 106 | PUBLIC ARTS PROJECTS | 4,364 | 0 | 176,875 | 181,239 | 181,239 | 0 | 181,239 |
| 107 | FAIRGROUNDS DEVELOPMENT PROJ | 0 | 0 | 1,908,537 | 1,908,537 | 1,908,537 | 0 | 1,908,537 |
| 249 | HSS CAPITAL PROJECTS | 174,897 | 0 | 257,743 | 432,640 | 432,640 | 0 | 432,640 |
| | TOTAL CAPITAL PROJECT FUNDS | 2,709,178 | 0 | 6,661,640 | 9,370,818 | 9,370,818 | 0 | 9,370,818 |
| DEBT SERVICE FUNDS | | | | | | | | |
| 306 | PENSION DEBT SERVICE | (10,506,820) | 0 | 19,997,369 | 9,490,549 | 9,490,549 | 0 | 9,490,549 |
| 332 | GOVT CENTER DEBT SERVICE | 0 | 0 | 7,973,762 | 7,973,762 | 7,973,762 | 0 | 7,973,762 |
| 334 | H&SS SPH ADMIN/REFINANCE | 0 | 0 | 2,565,362 | 2,565,362 | 2,565,362 | 0 | 2,565,362 |
| | TOTAL DEBT SERVICE FUNDS | (10,506,820) | 0 | 30,536,493 | 20,029,673 | 20,029,673 | 0 | 20,029,673 |
| TOTAL GOVERNMENTAL FUNDS | | 54,520,161 | 12,099,193 | 694,171,255 | 760,790,609 | 753,712,660 | 7,077,949 | 760,790,609 |

APPROPRIATIONS LIMIT

(2011/12)

APPROPRIATIONS LIMIT 486,485,652

APPROPRIATIONS SUBJECT TO LIMIT 107,064,066

**State of California Schedule 3
Fund Balance - Governmental Funds**

**COUNTY OF SOLANO
SCHEDULE 3
FUND BALANCE - GOVERNMENTAL FUNDS
FOR THE FISCAL YEAR 2011/12**

| FUND | FUND NAME | TOTAL FUND BALANCE 6/30/2011 ESTIMATED | LESS: ENCUMBRANCES – RESERVES/DESIGNATION | | | FUND BALANCE UNRESERVED UNDESIGNATED 6/30/2011 ESTIMATED |
|------------------------------|-------------------------------|---|---|----------------------------------|-------------|--|
| | | | ENCUMBRANCES ESTIMATED | GENERAL AND OTHER RESERVES | DESIGNATION | |
| GENERAL FUND | | | | | | |
| 001 | GENERAL FUND | 96,129,924 | 350,000 | 63,060,741 | 0 | 32,719,183 |
| TOTAL | GENERAL FUND | 96,129,924 | 350,000 | 63,060,741 | 0 | 32,719,183 |
| SPECIAL REVENUE FUNDS | | | | | | |
| 004 | COUNTY LIBRARY | 7,057,795 | 185,000 | 2,808,207 | 0 | 4,064,588 |
| 012 | FISH/WILDLIFE PROPAGATION | 1,254,174 | 346,602 | 5,010 | 0 | 902,562 |
| 016 | PARKS AND RECREATION | (36,427) | 0 | 500 | 0 | (36,927) |
| 035 | JH REC HALL - WARD WELFARE | 92,190 | 0 | 0 | 0 | 92,190 |
| 036 | LIBRARY ZONE 1 | 136,790 | 0 | 0 | 0 | 136,790 |
| 037 | LIBRARY ZONE 2 | 7,345 | 0 | 0 | 0 | 7,345 |
| 066 | LIBRARY ZONE 6 | 5,777 | 0 | 0 | 0 | 5,777 |
| 067 | LIBRARY ZONE 7 | 51,718 | 0 | 0 | 0 | 51,718 |
| 101 | ROAD | 7,396,678 | 500,000 | 224,900 | 0 | 6,671,778 |
| 105 | HOUSING REHABILITATION | 1,251,524 | 0 | 1,169,435 | 0 | 82,089 |
| 110 | MICRO-ENTERPRISE BUSINESS | 0 | 0 | 0 | 0 | 0 |
| 120 | HOMEACRES LOAN PROGRAM | 1,934,230 | 0 | 867,774 | 0 | 1,066,456 |
| 150 | HUD | 0 | 0 | 0 | 0 | 0 |
| 152 | IN HOME SUPP SVCS-PUBLIC AUTH | 0 | 0 | 0 | 0 | 0 |
| 153 | FIRST 5 SOLANO | 14,427,359 | 50,000 | 13,538,685 | 0 | 838,674 |
| 215 | RECORDER SPECIAL REVENUE | 7,320,190 | 300,000 | 1,165,562 | 0 | 5,854,628 |
| 228 | LIBRARY – SPECIAL REVENUE | 99,261 | 0 | 0 | 0 | 99,261 |
| 233 | DISTRICT ATTORNEY SPECIAL REV | 1,235,437 | 0 | 204,584 | 0 | 1,030,853 |
| 239 | TOBACCO SETTLEMENT | 380,242 | 0 | 380,242 | 0 | 0 |
| 241 | CIVIL PROCESSING FEES | 827,096 | 0 | 349,580 | 0 | 477,516 |
| 253 | SHERIFF'S ASSET SEIZURE | 157,677 | 0 | 0 | 0 | 157,677 |
| 256 | SHERIFF OES | 385,448 | 15,000 | 0 | 0 | 370,448 |
| 263 | CJ TEMP CONSTRUCTION | 374,222 | 0 | 0 | 0 | 374,222 |
| 264 | CRTHSE TEMP CONST | 697,220 | 0 | 0 | 0 | 697,220 |
| 278 | PUBLIC WORKS IMPROVEMENT | 188,978 | 0 | 97,265 | 0 | 91,713 |
| 281 | SURVEY MONUMENT PRESERV | 12,296 | 0 | 0 | 0 | 12,296 |
| 282 | COUNTY DISASTER | 16,506 | | 16,506 | | 0 |
| 296 | PUBLIC FACILITIES FEES | 7,937,784 | 0 | 2,299,927 | 0 | 5,637,857 |
| 301 | GEN SVCS SPECIAL REVENUE | 8,034 | 0 | 0 | 0 | 8,034 |
| 325 | SHERIFF'S OFFICE GRANTS | (16,522) | 0 | 0 | 0 | (16,522) |
| 326 | SHERIFF - SPECIAL REVENUE | 607,787 | 0 | 0 | 0 | 607,787 |
| 369 | CHILD SUPPORT SERVICES | 259,167 | 0 | 0 | 0 | 259,167 |
| 390 | TOBACCO PREVENTION & EDUC | 53,423 | 0 | 0 | 0 | 53,423 |
| 900 | PUBLIC SAFETY | 310,780 | 300,000 | 10,780 | 0 | 0 |
| 901 | SO CO CONSOLIDATED COURT | 500,000 | 500,000 | 0 | 0 | 0 |
| 902 | HEALTH & SOCIAL SERVICES | 48,623 | 0 | 48,623 | 0 | 0 |
| 903 | WORKFORCE INVESTMENT BOARD | 620 | 0 | 620 | 0 | 0 |
| TOTAL | SPECIAL REVENUE FUNDS | 54,983,422 | 2,196,602 | 23,188,200 | 0 | 29,598,620 |

**State of California Schedule 3
Fund Balance - Governmental Funds**

| FUND | FUND NAME | TOTAL FUND BALANCE 6/30/2011 ESTIMATED | LESS: ENCUMBRANCES - RESERVES/DESIGNATION | | | FUND BALANCE UNRESERVED UNDESIGNATED 6/30/2011 ESTIMATED |
|---------------------------------|------------------------------|---|---|----------------------------------|------------------|--|
| | | | ENCUMBRANCES ESTIMATED | GENERAL AND OTHER RESERVES | DESIGNATION | |
| CAPITAL PROJECT FUNDS | | | | | | |
| 006 | CAPITAL OUTLAY | 39,529,917 | 37,000,000 | 0 | 0 | 2,529,917 |
| 106 | PUBLIC ARTS PROJECTS | 4,364 | 0 | 0 | 0 | 4,364 |
| 249 | HSS CAPITAL PROJECTS | 17,174,897 | 17,000,000 | 0 | 0 | 174,897 |
| TOTAL | CAPITAL PROJECT FUNDS | 56,709,178 | 54,000,000 | 0 | 0 | 2,709,178 |
| DEBT SERVICE FUNDS | | | | | | |
| 306 | PENSION DEBT SERVICE | (3,981,877) | 0 | 6,524,943 | 0 | (10,506,820) |
| 334 | H&SS SPH ADMIN/REFINANCE | 1,806,689 | 0 | 0 | 1,806,689 | 0 |
| TOTAL | DEBT SERVICE FUNDS | (2,175,188) | 0 | 6,524,943 | 1,806,689 | (10,506,820) |
| TOTAL GOVERNMENTAL FUNDS | | 205,647,336 | 56,546,602 | 92,773,884 | 1,806,689 | 54,520,161 |

**State of California Schedule 4
Reserves/Designations - By Governmental Funds**

**COUNTY OF SOLANO
SCHEDULE 4
RESERVES/DESIGNATIONS - BY GOVERNMENTAL FUNDS
FOR THE FISCAL YEAR 2011/12**

| FUND | DESCRIPTION IDENTIFY RESERVES & DESIGNATIONS | RESERVES/ DESIGNATIONS 06/30/2011 ACTUALS | DECREASES OR CANCELLATIONS | | INCREASES OR NEW | | TOTAL RESERVES/ DESIGNATIONS FOR THE BUDGET YEAR 2011/12 |
|------------|--|--|----------------------------|---|------------------|--|---|
| | | | RECOMMENDED | ADOPTED BY THE BOARD OF SUPERVISORS | RECOMMENDED | ADOPTED BY THE BOARD OF SUPERVISORS | |
| 001 | GENERAL FUND | | | | | | |
| | General Reserve | 27,125,572 | 6,000,000 | | | | 21,125,572 |
| | LT Receivable | 30,995,645 | | | | | 30,995,645 |
| | Unfunded Employee Leave Payoff | 4,933,283 | 960,000 | | | | 3,973,283 |
| | Imprest Cash | 3,480 | | | | | 3,480 |
| | Inventory | 2,761 | | | | | 2,761 |
| | FUND TOTAL | 63,060,741 | 6,960,000 | | | | 56,100,741 |
| | TOTAL GENERAL FUND | 63,060,741 | 6,960,000 | 0 | 0 | 0 | 56,100,741 |
| | SPECIAL REVENUE FUNDS | | | | | | |
| 004 | COUNTY LIBRARY | | | | | | |
| | General Reserve | 234,259 | | | | | 234,259 |
| | Imprest Cash | 3,237 | | | | | 3,237 |
| | L-T Receivable | 393,164 | | | | | 393,164 |
| | Deposits with Others | 200 | | | | | 200 |
| | Equipment Replacement | 927,347 | | | 127,932 | | 1,055,279 |
| | Library Debt | 1,250,000 | 500,000 | | | | 750,000 |
| | FUND TOTAL | 2,808,207 | 500,000 | | 127,932 | | 2,436,139 |
| 012 | FISH/WILDLIFE PROPAGATION FUND | 5,010 | | | | | 5,010 |
| 016 | PARKS AND RECREATION | 500 | | | | | 500 |
| 101 | ROAD | | | | | | |
| | General Reserve | 1,481 | | | 5,018,627 | | 5,020,108 |
| | Inventory | 223,419 | | | | | 223,419 |
| | FUND TOTAL | 224,900 | | | 5,018,627 | | 5,243,527 |
| 105 | HOME INVESTMENT PARTNERSHIP | 1,169,435 | | | | | 1,169,435 |
| 120 | HOMEACRES LOAN PROGRAM | 867,774 | | | | | 867,774 |
| 153 | FIRST 5 SOLANO | 13,538,685 | 4,258,951 | | 839,242 | | 10,118,976 |
| 215 | RECORDER SPECIAL REVENUE | 1,165,562 | | | | | 1,165,562 |
| 233 | DISTRICT ATTORNEY SPECIAL REV | 204,584 | | | | | 204,584 |
| 239 | TOBACCO SETTLEMENT | 380,242 | 380,242 | | | | 0 |
| 241 | CIVIL PROCESSING FEES | 349,580 | | | | | 349,580 |
| 278 | PUBLIC WORKS IMPROVEMENT | 97,265 | | | | | 97,265 |
| 282 | COUNTY DISASTER | 16,506 | | | | | 16,506 |
| 296 | PUBLIC FACILITIES FEES | 2,299,927 | | | 1,092,148 | | 3,392,075 |
| 900 | PUBLIC SAFETY | | | | | | |
| | Imprest Cash | 7,325 | | | | | 7,325 |
| | Imprest Account Debit Card | 3,455 | | | | | 3,455 |
| | FUND TOTAL | 10,780 | | | | | 10,780 |
| 902 | HEALTH & SOCIAL SERVICES | | | | | | |
| | Imprest Cash | 4,520 | | | | | 4,520 |
| | Imprest Account Debit Card | 44,103 | | | | | 44,103 |
| | FUND TOTAL | 48,623 | | | | | 48,623 |
| 903 | WORKFORCE INVESTMENT BOARD | 620 | | | | | 620 |
| | TOTAL SPECIAL REVENUE FUNDS | 23,188,200 | 5,139,193 | 0 | 7,077,949 | 0 | 25,126,956 |

**State of California Schedule 4
Reserves/Designations - By Governmental Funds**

| FUND | DESCRIPTION IDENTIFY RESERVES & DESIGNATIONS | RESERVES/ DESIGNATIONS 06/30/2011 ACTUALS | DECREASES OR CANCELLATIONS | | INCREASES OR NEW | | TOTAL RESERVES/ DESIGNATIONS FOR THE BUDGET YEAR 2011/12 |
|---------------------------------|--|--|----------------------------|---|------------------|--|---|
| | | | RECOMMENDED | ADOPTED BY THE BOARD OF SUPERVISORS | RECOMMENDED | ADOPTED BY THE BOARD OF SUPERVISORS | |
| | DEBT SERVICE FUNDS | | | | | | |
| 306 | PENSION DEBT SERVICE | 6,524,943 | | | | | 6,524,943 |
| 334 | H&SS SPH ADMIN/REFINANCE | 1,806,689 | | | | | 1,806,689 |
| | TOTAL DEBT SERVICE FUNDS | 8,331,632 | 0 | 0 | 0 | 0 | 8,331,632 |
| TOTAL GOVERNMENTAL FUNDS | | 94,580,573 | 12,099,193 | 0 | 7,077,949 | 0 | 89,559,330 |

**State of California Schedule 5
Summary of Governmental Funds' Additional Financing Sources by Source**

**COUNTY OF SOLANO
SCHEDULE 5
SUMMARY OF ADDITIONAL FINANCING SOURCES BY SOURCE
GOVERNMENTAL FUNDS
FOR THE FISCAL YEAR 2011/12**

| DESCRIPTION | 2009/10 ACTUAL | 2010/11 ADOPTED BUDGET | 2011/12 CAO RECOMMENDED | PERCENT CHANGE |
|--------------------------------------|--------------------|------------------------------|-------------------------------|-------------------|
| SUMMARIZATION BY SOURCE | | | | |
| Taxes | 121,274,578 | 111,735,328 | 113,314,413 | 1% |
| Licenses, Permits & Franchise | 5,763,944 | 6,167,629 | 6,322,489 | 3% |
| Fines, Forfeitures & Penalty | 4,908,164 | 4,361,899 | 4,030,269 | (8%) |
| Revenue From Use Of Money/Prop | 4,494,005 | 3,448,496 | 2,021,799 | (41%) |
| Intergovernmental Revenues | 309,108,829 | 322,077,078 | 315,041,264 | (2%) |
| Charges For Services | 86,432,610 | 89,250,215 | 86,386,530 | (3%) |
| Misc Revenues | 17,645,150 | 11,103,339 | 12,387,220 | 12% |
| Other Financing Sources | 186,274,262 | 169,721,773 | 154,667,271 | (9%) |
| Residual Equity Transfers | 320,746 | 4,708 | 0 | (100%) |
| TOTAL SUMMARIZATION BY SOURCE | 736,222,287 | 717,870,465 | 694,171,255 | (3%) |
| SUMMARIZATION BY FUND | | | | |
| 001 GENERAL FUND | 196,036,528 | 181,039,450 | 175,562,107 | (3%) |
| 004 COUNTY LIBRARY | 16,429,108 | 16,296,308 | 15,903,655 | (2%) |
| 006 CAPITAL OUTLAY | 25,225,583 | 8,609,861 | 4,318,485 | (50%) |
| 012 FISH/WILDLIFE PROPAGATION | 14,501 | 18,957 | 17,055 | (10%) |
| 016 PARKS AND RECREATION | 1,534,042 | 1,483,222 | 1,281,464 | (14%) |
| 035 JH REC HALL - WARD WELFARE | 20,685 | 20,000 | 16,000 | (20%) |
| 036 LIBRARY ZONE 1 | 943,770 | 938,382 | 896,046 | (5%) |
| 037 LIBRARY ZONE 2 | 32,319 | 31,029 | 29,411 | (5%) |
| 066 LIBRARY ZONE 6 | 15,132 | 15,056 | 14,065 | (7%) |
| 067 LIBRARY ZONE 7 | 341,095 | 340,885 | 312,192 | (8%) |
| 101 ROAD | 22,676,101 | 16,385,576 | 18,192,480 | 11% |
| 105 HOUSING REHABILITATION | (1,705) | 129,415 | 300,750 | 132% |
| 106 PUBLIC ARTS PROJECTS | 8,186 | 9,800 | 176,875 | 1705% |
| 107 FAIRGROUNDS DEVELOPMENT PROJ | 475 | 3,251,914 | 1,908,537 | (41%) |
| 110 MICRO-ENTERPRISE BUSINESS | 0 | 55,535 | 204,837 | 269% |
| 120 HOMEACRES LOAN PROGRAM | 16,644 | 22,957 | 14,000 | (39%) |
| 150 HUD | 2,222,193 | 2,169,602 | 3,922,757 | 81% |
| 152 IN HOME SUPP SVCS-PUBLIC AUTH | 2,836,588 | 2,789,445 | 2,753,453 | (1%) |
| 153 FIRST 5 SOLANO | 5,188,741 | 5,296,476 | 4,841,852 | (9%) |
| 215 RECORDER SPECIAL REVENUE | 1,190,788 | 620,000 | 723,636 | 17% |
| 228 LIBRARY - FRIENDS & FOUNDATION | 114,089 | 174,100 | 137,100 | (21%) |
| 233 DISTRICT ATTORNEY SPECIAL REV | 1,067,295 | 58,838 | 483,176 | 721% |
| 238 SE VALLEJO REDEVELOPMENT SETT | 9,767 | 0 | 0 | 0% |
| 239 TOBACCO SETTLEMENT | 1,968,767 | 2,550,000 | 0 | (100%) |
| 241 CIVIL PROCESSING FEES | 192,838 | 196,979 | 187,132 | (5%) |
| 249 HSS CAPITAL PROJECTS | 522,443 | 3,156,889 | 257,743 | (92%) |

State of California Schedule 5
Summary of Governmental Funds' Additional Financing Sources by Source

| DESCRIPTION | 2009/10 ACTUALS | 2010/11 ADOPTED BUDGET | 2011/12 CAO RECOMMENDED | PERCENT CHANGE |
|------------------------------------|--------------------|------------------------------|-------------------------------|-------------------|
| 253 SHERIFF'S ASSET SEIZURE | 20,965 | 13,430 | 11,698 | (13%) |
| 256 SHERIFF OES | 1,078,893 | 1,418,430 | 1,532,356 | 8% |
| 263 CJ TEMP CONSTRUCTION | 586,935 | 471,540 | 369,559 | (22%) |
| 264 CRTHSE TEMP CONST | 568,200 | 487,392 | 372,155 | (24%) |
| 278 PUBLIC WORKS IMPROVEMENT | 36,805 | 54,000 | 7,000 | (87%) |
| 281 SURVEY MONUMENT PRESERVATION | 10,559 | 8,400 | 9,200 | 10% |
| 296 PUBLIC FACILITIES FEES | 5,471,471 | 4,164,392 | 3,113,416 | (25%) |
| 301 GEN SVCS SPECIAL REVENUE | 5,203 | 3,920 | 3,990 | 2% |
| 306 PENSION DEBT SERVICE | 8,477,827 | 23,234,614 | 19,997,369 | (14%) |
| 307 JUVENILE HALL PROJECT | 9,539 | 0 | 0 | 0% |
| 323 COUNTY LOW/MOD HSNG SET ASIDE | 0 | 2,113,857 | 0 | (100%) |
| 325 SHERIFF'S OFFICE GRANTS | 356,266 | 934,222 | 770,940 | (17%) |
| 326 SHERIFF - SPECIAL REVENUE | 914,321 | 771,834 | 476,333 | (38%) |
| 332 GOVT CENTER DEBT SERVICE | 7,969,544 | 7,901,672 | 7,973,762 | 1% |
| 334 H&SS SPH ADMIN/REFINANCE | 19,969,573 | 2,519,594 | 2,565,362 | 2% |
| 340 LOCAL LAW ENFORCE BLOCK GRANT | 8,645 | 62,787 | 13,000 | (79%) |
| 369 CHILD SUPPORT SERVICES | 11,754,471 | 12,201,293 | 12,197,814 | (0%) |
| 390 TOBACCO PREVENTION & EDUCATION | 185,406 | 190,000 | 201,985 | 6% |
| 900 PUBLIC SAFETY | 141,213,388 | 140,785,939 | 136,487,429 | (3%) |
| 901 SO CO CONSOLIDATED COURT | 237,387 | 379,129 | 256,824 | (32%) |
| 902 HEALTH & SOCIAL SERVICES | 251,153,079 | 267,654,712 | 270,556,782 | 1% |
| 903 WORKFORCE INVESTMENT BOARD | 7,524,731 | 6,838,632 | 4,799,473 | (30%) |
| TOTAL SUMMARIZATION BY FUND | 736,159,183 | 717,870,465 | 694,171,255 | (3%) |

**State of California Schedule 6
Detail of Additional Financing Sources by Fund and Account**

**COUNTY OF SOLANO
SCHEDULE 6
DETAIL OF ADDITIONAL FINANCING SOURCES BY FUND AND ACCOUNT
GOVERNMENTAL FUNDS
FOR THE FISCAL YEAR 2011/12**

| FUND NAME | FINANCING SOURCE CATEGORY | FINANCING SOURCE ACCOUNT | 2009/10 ACTUAL | 2010/11 ADOPTED BUDGET | 2011/12 CAO RECOMMENDED | PERCENT CHANGE |
|------------------|---|---------------------------------|-----------------------|-------------------------------|--------------------------------|-----------------------|
| 01 | GENERAL FUND | | | | | |
| 001 | GENERAL FUND | | | | | |
| | 9000 Taxes | | | | | |
| | | CURRENT SECURED | 57,923,078 | 53,769,116 | 54,040,046 | 1% |
| | | CURRENT UNSECURED | 2,661,465 | 2,754,000 | 2,712,071 | (2%) |
| | | PRIOR UNSECURED | 196,179 | 75,000 | 75,000 | 0% |
| | | SUPPLEMENTAL SECURED | -22,815 | 0 | 750,000 | 0% |
| | | PRIOR SECURED | 7,760 | 25,000 | 25,000 | 0% |
| | | PENALTIES | 353,295 | 277,000 | 275,000 | (1%) |
| | | SALES & USE TAX | 1,647,957 | 1,400,000 | 1,350,000 | (4%) |
| | | PROPERTY TRANSFER TAX | 1,652,158 | 1,600,000 | 1,600,000 | 0% |
| | | SALES & USE TAX-IN LIEU | 2,154,241 | 521,750 | 391,283 | (25%) |
| | | PROPERTY TAX-IN LIEU OF VLF | 39,596,716 | 36,428,979 | 37,418,046 | 3% |
| | | UNITARY | 2,486,898 | 2,545,504 | 2,651,125 | 4% |
| | Total 9000 Taxes | | 108,656,933 | 99,396,349 | 101,287,571 | 2% |
| | 9200 Licenses, Permits & Franchise | | | | | |
| | | ANIMAL LICENSES | 29,121 | 31,000 | 29,000 | (6%) |
| | | BUSINESS LICENSES | 72,799 | 68,242 | 72,382 | 6% |
| | | BUILDING PERMITS | 347,991 | 580,000 | 589,737 | 2% |
| | | BUILDING PERMITS-ECOMMERCE | 1,870 | 2,000 | 3,500 | 75% |
| | | ZONING PERMITS | 84,569 | 74,900 | 68,775 | (8%) |
| | | SOLID WASTE PERMITS | 1,046,795 | 1,128,948 | 1,191,900 | 6% |
| | | SEPTIC CONSTRUCTION PERMITS | 133,304 | 144,400 | 135,000 | (7%) |
| | | FRANCHISE-PG&E ELECTRIC | 332,891 | 300,000 | 324,964 | 8% |
| | | FRANCHISE-PG&E GAS | 63,657 | 85,000 | 85,000 | 0% |
| | | FRANCHISE-CATV | 96,336 | 70,000 | 70,000 | 0% |
| | | FRANCHISE-GARBAGE | 125,020 | 124,463 | 123,703 | (1%) |
| | | FRANCHISES - OTHER | 24,999 | 25,000 | 25,000 | 0% |
| | | LICENSES & PERMITS-OTHER | 238,241 | 238,936 | 246,936 | 3% |
| | | MARRIAGE LICENSES | 105,053 | 193,000 | 119,400 | (38%) |
| | | FOOD PERMITS | 1,361,477 | 1,391,838 | 1,391,838 | 0% |
| | | PENALTY FEES | 51,669 | 37,150 | 39,400 | 6% |
| | | HOUSING PERMITS | 80,722 | 87,470 | 87,470 | 0% |
| | | RECREATIONAL HEALTH PERMITS | 146,769 | 147,000 | 147,000 | 0% |
| | | WATER PERMITS | 8,142 | 9,034 | 9,034 | 0% |
| | | HAZARDOUS MATERIALS PERMITS | 1,073,785 | 1,107,250 | 1,108,450 | 0% |
| | Total 9200 Licenses, Permits & Franchise | | 5,425,212 | 5,845,631 | 5,868,489 | 0% |

**State of California Schedule 6
Detail of Additional Financing Sources by Fund and Account**

| FUND NAME | FINANCING SOURCE CATEGORY | FINANCING SOURCE ACCOUNT | 2009/10 ACTUAL | 2010/11 ADOPTED BUDGET | 2011/12 CAO RECOMMENDED | PERCENT CHANGE |
|---|---------------------------|---|-------------------|------------------------|-------------------------|----------------|
| 9300 Fines, Forfeitures, & Penalty | | | | | | |
| | | VEHICLE CODE FINES | 1,039,097 | 1,000,000 | 900,000 | (10%) |
| | | OTHER COURT FINES | 56,140 | 56,000 | 55,000 | (2%) |
| | | VEHICLE FINES-DRUNK DRIVING | 121,866 | 60,000 | 120,000 | 100% |
| | | WARRANT REVENUE - TRAFFIC | 13,742 | 15,500 | 15,000 | (3%) |
| | | HEALTH & SAFETY | 13 | 0 | 0 | 0% |
| | | FORFEITURES & PENALTIES | 6,860 | 15,000 | 10,000 | (33%) |
| | | OTHER ASSESSMENTS | 704,988 | 722,000 | 512,000 | (29%) |
| | | Total 9300 Fines, Forfeitures, & Penalty | 1,942,707 | 1,868,500 | 1,612,000 | (14%) |
| 9400 Revenue From Use of Money/Prop | | | | | | |
| | | INTEREST INCOME | 1,321,329 | 1,400,000 | 500,000 | (64%) |
| | | BUILDING RENTAL | 418,179 | 356,360 | 502,594 | 41% |
| | | CONCESSIONS | 31,097 | 33,000 | 27,500 | (17%) |
| | | VENDING DEVICES | 143 | 200 | 150 | (25%) |
| | | LEASES | 145,648 | 135,778 | 106,746 | (21%) |
| | | ROYALTIES | 1,864 | 2,000 | 2,000 | 0% |
| | | Total 9400 Revenue From Use of Money/Prop | 1,918,260 | 1,927,338 | 1,138,990 | (41%) |
| 9501 Intergovernmental Rev State | | | | | | |
| | | FISH & GAME | 9,683 | 12,000 | 12,000 | 0% |
| | | STATE HIGHWAY RENTALS | 655 | 0 | 0 | 0% |
| | | HOMEOWNERS PROPERTY TAX RELIEF | 1,033,789 | 1,015,000 | 1,015,000 | 0% |
| | | STATE UNCLAIMED GAS TAX | 405,957 | 400,000 | 448,812 | 12% |
| | | STATE GLASSY WINGED SHARPSHOOT | 236,386 | 262,568 | 247,000 | (6%) |
| | | STATE PESTICIDE MILL | 309,217 | 300,000 | 312,000 | 4% |
| | | STATE REIMB MANDATED COSTS | 979,790 | 117,435 | 44,009 | (63%) |
| | | STATE AGRICULTURAL SALARIES | 6,600 | 6,600 | 0 | (100%) |
| | | STATE 4700 P.C. | 11,880 | 8,500 | 13,000 | 53% |
| | | STATE VETERANS AFFAIRS | 157,591 | 145,000 | 145,000 | 0% |
| | | STATE ADM MISCELLANEOUS | 36 | 0 | 0 | 0% |
| | | STATE PEST DETECTION | 371,678 | 300,000 | 166,000 | (45%) |
| | | STATE REIMBURSEMENT PUE | 10,876 | 11,144 | 11,716 | 5% |
| | | STATE SALES TAX REALIGNMNT-SS | 351,183 | 351,000 | 351,000 | 0% |
| | | STATE OTHER | 1,280,872 | 1,183,884 | 1,403,843 | 19% |
| | | Total 9501 Intergovernmental Rev State | 5,166,194 | 4,113,131 | 4,169,380 | 1% |
| 9502 Intergovernmental Rev Federal | | | | | | |
| | | GRANT REVENUE | 27,072 | 41,000 | 513,297 | 1152% |
| | | FED OTHER | 17,400 | 0 | 0 | 0% |
| | | Total 9502 Intergovernmental Rev Federal | 44,472 | 41,000 | 513,297 | 1152% |
| 9503 Intergovernmental Rev Other | | | | | | |
| | | OTHER GOVERNMENTAL AGENCIES | 1,637,852 | 1,651,389 | 1,723,886 | 4% |
| | | REDEVELOPMENT PASS-THROUGH | 17,595,234 | 17,892,253 | 16,749,554 | (6%) |
| | | Total 9503 Intergovernmental Rev Other | 19,233,086 | 19,543,642 | 18,473,440 | (5%) |
| 9600 Charges For Services | | | | | | |
| | | PHOTO/MICROFICHE COPIES | 183,523 | 176,626 | 185,110 | 5% |
| | | CONTRACT SERVICES | 17,812 | 27,000 | 15,000 | (44%) |
| | | FILING FEES | 40,429 | 0 | 10,000 | 0% |
| | | CIVIL PROCESS FEES | 3,880 | 3,500 | 3,500 | 0% |
| | | RECORDING FEES | 985,904 | 1,350,000 | 1,575,000 | 17% |

**State of California Schedule 6
Detail of Additional Financing Sources by Fund and Account**

| FUND NAME | FINANCING SOURCE CATEGORY | FINANCING SOURCE ACCOUNT | 2009/10 ACTUAL | 2010/11 ADOPTED BUDGET | 2011/12 CAO RECOMMENDED | PERCENT CHANGE |
|--------------|---------------------------------------|---|--------------------|------------------------|-------------------------|----------------|
| | | COURT FEES | 37,643 | 31,500 | 28,000 | (11%) |
| | | PHYTOSANI FIELD INSP FEE | 144,094 | 122,300 | 130,000 | 6% |
| | | CERTIFIED SEED INSP FEE | 1,800 | 1,800 | 1,800 | 0% |
| | | ASSMT & TAX COLLECTION FEES | 3,825,104 | 3,052,500 | 3,042,500 | (0%) |
| | | AUDITING & ACCOUNTING FEES | 1,400,772 | 1,520,908 | 1,523,088 | 0% |
| | | LEGAL FEES | 180,518 | 100,000 | 213,000 | 113% |
| | | ELECTION SERVICES | 952,959 | 230,000 | 773,025 | 236% |
| | | ENGINEERING SERVICES | 29,006 | 30,398 | 9,000 | (70%) |
| | | PLANNING SERVICES | 355,491 | 229,640 | 248,605 | 8% |
| | | LAND DIVISION FEES | 19,438 | 40,137 | 21,807 | (46%) |
| | | REDEMPTION FEES | 57,840 | 60,000 | 45,000 | (25%) |
| | | OTHER PROFESSIONAL SERVICES | 776,429 | 352,525 | 1,370,870 | 289% |
| | | 33% PROOF OF CORRECTION | 67,444 | 58,000 | 45,000 | (22%) |
| | | \$24 TRAFFIC SCHOOL FEES | 2,380,126 | 2,500,000 | 1,900,000 | (24%) |
| | | CLERK'S FEES | 100,052 | 158,752 | 129,000 | (19%) |
| | | ADMINISTRATION OVERHEAD | 20,658,327 | 20,139,631 | 12,237,722 | (39%) |
| | | HUMANE SERVICES | 152,615 | 145,000 | 150,000 | 3% |
| | | INTER-DEPART ADMIN OVERHEAD | 257,556 | 268,307 | 263,322 | (2%) |
| | | SB 813 COLLECTION FEES | 191,522 | 134,000 | 237,000 | 77% |
| | | DISPOSAL FEES | 3,697,073 | 3,800,000 | 4,000,000 | 5% |
| | | WATER WELL PERMITS | 101,188 | 108,721 | 110,400 | 2% |
| | | OTHER CHARGES FOR SERVICES | 1,449,954 | 1,588,598 | 712,895 | (55%) |
| | | INTERFUND SVCES PROVIDE-COUNTY | 3,717,133 | 4,197,942 | 4,605,201 | 10% |
| | | INTERFUND SVCES-MAIN/MATERIALS | 171,837 | 449,200 | 99,175 | (78%) |
| | | Total 9600 Charges For Services | 41,957,468 | 40,876,985 | 33,685,020 | (18%) |
| | | 9700 Misc Revenue | | | | |
| | | MISC SALES - TAXABLE | 10,507 | 11,155 | 10,905 | (2%) |
| | | CASH OVERAGE | 10,471 | 6,500 | 6,500 | 0% |
| | | OTHER REVENUE | 1,131,461 | 607,226 | 555,012 | (9%) |
| | | DONATIONS AND CONTRIBUTIONS | 8,546 | 14,000 | 1,000 | (93%) |
| | | INSURANCE PROCEEDS | 292,291 | 0 | 0 | 0% |
| | | MISCELLANEOUS SALES-OTHER | 81,077 | 76,520 | 72,046 | (6%) |
| | | EXCESS TAX LOSSES RESERVE | 10,000,000 | 6,500,000 | 8,000,000 | 23% |
| | | .33 HORSE RACING REVENUES | 60,511 | 100,000 | 60,000 | (40%) |
| | | Total 9700 Misc Revenue | 11,594,863 | 7,315,401 | 8,705,463 | 19% |
| | | 9800 Other Financing Sources | | | | |
| | | SALE OF NONTAXABLE FIXED ASSET | 27,025 | 26,750 | 6,955 | (74%) |
| | | OPERATING TRANSFERS IN | 0 | 10,465 | 54,957 | 425% |
| | | SALE OF TAXABLE FIXED ASSETS | 70,308 | 69,550 | 46,545 | (33%) |
| | | Total 9800 Other Financing Sources | 97,332 | 106,765 | 108,457 | 2% |
| | | 9900 Residual Equity Transfers | | | | |
| | | RESIDUAL EQUITY TRANSFERS-IN | 0 | 4,708 | 0 | (100%) |
| | | Total 9900 Residual Equity Transfers | 0 | 4,708 | 0 | (100%) |
| TOTAL | GENERAL FUND FINANCIAL SOURCES | | 196,036,528 | 181,039,450 | 175,562,107 | (3%) |
| TOTAL | GENERAL FUND FINANCING SOURCE | | 196,036,528 | 181,039,450 | 175,562,107 | (3%) |

State of California Schedule 6
Detail of Additional Financing Sources by Fund and Account

| FUND NAME | FINANCING SOURCE CATEGORY | FINANCING SOURCE ACCOUNT | 2009/10 ACTUAL | 2010/11 ADOPTED BUDGET | 2011/12 CAO RECOMMENDED | PERCENT CHANGE |
|------------|--|--|------------------|------------------------|-------------------------|----------------|
| 02 | SPECIAL REVENUE FUND | | | | | |
| 004 | COUNTY LIBRARY | | | | | |
| | 9000 Taxes | | | | | |
| | | CURRENT SECURED | 4,622,086 | 4,595,410 | 4,296,456 | (7%) |
| | | CURRENT UNSECURED | 208,309 | 196,394 | 207,884 | 6% |
| | | PRIOR UNSECURED | 12,538 | 0 | 3,113 | 0% |
| | | SUPPLEMENTAL SECURED | 4,332 | 15,144 | 36,474 | 141% |
| | | PRIOR SECURED | 361 | 0 | 0 | 0% |
| | | LIBRARY SALES TAX - MEASURE B | 3,201,984 | 3,107,410 | 3,122,614 | 0% |
| | | UNITARY | 111,834 | 103,786 | 116,648 | 12% |
| | | Total 9000 Taxes | 8,161,444 | 8,018,144 | 7,783,189 | (3%) |
| | 9400 Revenue From Use of Money/Prop | | | | | |
| | | INTEREST INCOME | 134,895 | 112,140 | 68,926 | (39%) |
| | | BUILDING RENTAL | 0 | 0 | 7,489 | 0% |
| | | Total 9400 Revenue From Use of Money/Prop | 134,895 | 112,140 | 76,415 | (32%) |
| | 9501 Intergovernmental Rev State | | | | | |
| | | STATE HIGHWAY RENTALS | 895 | 0 | 0 | 0% |
| | | HOMEOWNERS PROPERTY TAX RELIEF | 71,266 | 65,581 | 70,488 | 7% |
| | | STATE OTHER | 481,237 | 524,796 | 0 | (100%) |
| | | Total 9501 Intergovernmental Rev State | 553,398 | 590,377 | 70,488 | (88%) |
| | 9502 Intergovernmental Rev Federal | | | | | |
| | | GRANT REVENUE | 7,800 | 0 | 0 | 0% |
| | | Total 9502 Intergovernmental Rev Federal | 7,800 | 0 | 0 | 0% |
| | 9503 Intergovernmental Rev Other | | | | | |
| | | OTHER GOVERNMENTAL AGENCIES | 717,310 | 684,291 | 626,697 | (8%) |
| | | REDEVELOPMENT PASS-THROUGH | 474,810 | 453,330 | 444,204 | (2%) |
| | | Total 9503 Intergovernmental Rev Other | 1,192,121 | 1,137,621 | 1,070,901 | (6%) |
| | 9600 Charges For Services | | | | | |
| | | CAPITAL FACILITIES FEES | 7,050 | 7,350 | 0 | (100%) |
| | | PHOTO/MICROFICHE COPIES | 65,618 | 58,974 | 64,277 | 9% |
| | | LIBRARY FINES | 346,202 | 343,720 | 346,463 | 1% |
| | | OTHER PROFESSIONAL SERVICES | 4,303,435 | 4,470,548 | 4,285,441 | (4%) |
| | | Total 9600 Charges For Services | 4,722,305 | 4,880,592 | 4,696,181 | (4%) |
| | 9700 Misc Revenue | | | | | |
| | | CASH OVERAGE | 46 | 0 | 0 | 0% |
| | | OTHER REVENUE | 14,321 | 1,000 | 0 | (100%) |
| | | DONATIONS AND CONTRIBUTIONS | 1,368 | 25,000 | 0 | (100%) |
| | | Total 9700 Misc Revenue | 15,735 | 26,000 | 0 | (100%) |
| | 9800 Other Financing Sources | | | | | |
| | | OPERATING TRANSFERS IN | 1,378,727 | 1,299,709 | 1,964,787 | 51% |
| | | Total 9800 Other Financing Sources | 1,378,727 | 1,299,709 | 1,964,787 | 51% |

**State of California Schedule 6
Detail of Additional Financing Sources by Fund and Account**

| FUND NAME | FINANCING SOURCE CATEGORY | FINANCING SOURCE ACCOUNT | 2009/10 ACTUAL | 2010/11 ADOPTED BUDGET | 2011/12 CAO RECOMMENDED | PERCENT CHANGE |
|---|---|--------------------------------|-------------------|------------------------|-------------------------|----------------|
| 9801 General Fund Contribution | | | | | | |
| | | TRANSFER IN-COUNTY CONTRIB | 262,683 | 231,725 | 241,694 | 4% |
| | Total 9801 General Fund Contribution | | 262,683 | 231,725 | 241,694 | 4% |
| TOTAL | COUNTY LIBRARY FINANCIAL SOURCES | | 16,429,108 | 16,296,308 | 15,903,655 | (2%) |
| 012 FISH/WILDLIFE PROPAGATION | | | | | | |
| 9300 Fines, Forfeitures, & Penalty | | | | | | |
| | | VEHICLE CODE FINES | 1,562 | 3,500 | 1,000 | (71%) |
| | Total 9300 Fines, Forfeitures, & Penalty | | 1,562 | 3,500 | 1,000 | (71%) |
| 9400 Revenue From Use of Money/Prop | | | | | | |
| | | INTEREST INCOME | 12,542 | 15,042 | 16,055 | 7% |
| | Total 9400 Revenue From Use of Money/Prop | | 12,542 | 15,042 | 16,055 | 7% |
| 9600 Charges For Services | | | | | | |
| | | ADMINISTRATION OVERHEAD | 396 | 415 | 0 | (100%) |
| | Total 9600 Charges For Services | | 396 | 415 | 0 | (100%) |
| TOTAL | FISH/WILDLIFE PROPAGATION FINANCIAL SOURCES | | 14,501 | 18,957 | 17,055 | (10%) |
| 016 PARKS AND RECREATION | | | | | | |
| 9000 Taxes | | | | | | |
| | | CURRENT SECURED | 386,357 | 360,532 | 360,368 | (0%) |
| | | CURRENT UNSECURED | 18,060 | 17,612 | 18,027 | 2% |
| | | PRIOR UNSECURED | 1,363 | 359 | 0 | (100%) |
| | | SUPPLEMENTAL SECURED | (172) | 0 | 3,497 | 0% |
| | | PRIOR SECURED | 57 | 89 | 0 | (100%) |
| | | UNITARY | 14,505 | 14,538 | 16,905 | 16% |
| | Total 9000 Taxes | | 420,169 | 393,130 | 398,797 | 1% |
| 9300 Fines, Forfeitures, & Penalty | | | | | | |
| | | OTHER COURT FINES | 1,919 | 2,000 | 2,000 | 0% |
| | Total 9300 Fines, Forfeitures, & Penalty | | 1,919 | 2,000 | 2,000 | 0% |
| 9400 Revenue From Use of Money/Prop | | | | | | |
| | | INTEREST INCOME | 37 | 500 | 115 | (77%) |
| | | BUILDING RENTAL | 0 | 3,000 | 2,250 | (25%) |
| | | CONCESSIONS | 3,466 | 11,000 | 8,500 | (23%) |
| | | LEASES | 7,520 | 3,000 | 5,500 | 83% |
| | Total 9400 Revenue From Use of Money/Prop | | 11,023 | 17,500 | 16,365 | (6%) |
| 9501 Intergovernmental Rev State | | | | | | |
| | | STATE HIGHWAY RENTALS | 4 | 0 | 5 | 0% |
| | | HOMEOWNERS PROPERTY TAX RELIEF | 6,815 | 6,725 | 6,757 | 0% |
| | | STATE OFF-HIGHWAY MOTOR VEHICL | 2,478 | 2,000 | 2,000 | 0% |
| | Total 9501 Intergovernmental Rev State | | 9,297 | 8,725 | 8,762 | 0% |
| 9502 Intergovernmental Rev Federal | | | | | | |
| | | FED OTHER | 0 | 0 | 29,403 | 0% |
| | Total 9502 Intergovernmental Rev Federal | | 0 | 0 | 29,403 | 0% |

State of California Schedule 6
Detail of Additional Financing Sources by Fund and Account

| FUND NAME | FINANCING SOURCE CATEGORY | FINANCING SOURCE ACCOUNT | 2009/10 ACTUAL | 2010/11 ADOPTED BUDGET | 2011/12 CAO RECOMMENDED | PERCENT CHANGE |
|--|---|--------------------------------|------------------|------------------------|-------------------------|----------------|
| 9503 Intergovernmental Rev Other | | | | | | |
| | | REDEVELOPMENT PASS-THROUGH | 79,097 | 76,569 | 76,623 | 0% |
| Total 9503 Intergovernmental Rev Other | | | 79,097 | 76,569 | 76,623 | 0% |
| 9600 Charges For Services | | | | | | |
| | | RECREATION SERVICES | 417,758 | 440,199 | 430,727 | (2%) |
| | | ADMINISTRATION OVERHEAD | 0 | 0 | 63,573 | 0% |
| | | OTHER CHARGES FOR SERVICES | 6,835 | 3,000 | 2,500 | (17%) |
| | | INTERFUND SVCES PROVIDE-COUNTY | 18,964 | 14,248 | 14,248 | 0% |
| Total 9600 Charges For Services | | | 443,556 | 457,447 | 511,048 | 12% |
| 9700 Misc Revenue | | | | | | |
| | | MISC SALES - TAXABLE | 1,660 | 1,500 | 1,450 | (3%) |
| | | CASH OVERAGE | 59 | 125 | 175 | 40% |
| | | DONATIONS AND CONTRIBUTIONS | 3,023 | 3,000 | 3,000 | 0% |
| | | MISCELLANEOUS SALES-OTHER | 22 | 0 | 0 | 0% |
| | | EXCESS TAX LOSSES RESERVE | 40 | 0 | 0 | 0% |
| Total 9700 Misc Revenue | | | 4,804 | 4,625 | 4,625 | 0% |
| 9801 General Fund Contribution | | | | | | |
| | | TRANSFER IN-COUNTY CONTRIB | 564,177 | 523,226 | 233,841 | (55%) |
| Total 9801 General Fund Contribution | | | 564,177 | 523,226 | 233,841 | (55%) |
| TOTAL | PARKS AND RECREATION FINANCIAL SOURCES | | 1,534,042 | 1,483,222 | 1,281,464 | (14%) |
| 035 | JH REC HALL - WARD WELFARE | | | | | |
| 9400 Revenue From Use of Money/Prop | | | | | | |
| | | INTEREST INCOME | 1,352 | 2,000 | 750 | (63%) |
| Total 9400 Revenue From Use of Money/Prop | | | 1,352 | 2,000 | 750 | (63%) |
| 9700 Misc Revenue | | | | | | |
| | | OTHER REVENUE | 19,333 | 18,000 | 15,250 | (15%) |
| Total 9700 Misc Revenue | | | 19,333 | 18,000 | 15,250 | (15%) |
| TOTAL | JH REC HALL - WARD WELFARE FINANCIAL SOURCES | | 20,685 | 20,000 | 16,000 | (20%) |
| 036 | LIBRARY ZONE 1 | | | | | |
| 9000 Taxes | | | | | | |
| | | CURRENT SECURED | 700,929 | 709,661 | 657,038 | (7%) |
| | | CURRENT UNSECURED | 20,181 | 17,336 | 24,003 | 38% |
| | | PRIOR UNSECURED | 592 | 0 | 0 | 0% |
| | | SUPPLEMENTAL SECURED | 1,360 | 2,000 | 7,812 | 291% |
| | | UNITARY | 13,043 | 12,121 | 13,539 | 12% |
| Total 9000 Taxes | | | 736,106 | 741,118 | 702,392 | (5%) |

**State of California Schedule 6
Detail of Additional Financing Sources by Fund and Account**

| FUND NAME | FINANCING SOURCE CATEGORY | FINANCING SOURCE ACCOUNT | 2009/10 ACTUAL | 2010/11 ADOPTED BUDGET | 2011/12 CAO RECOMMENDED | PERCENT CHANGE |
|--|--|--------------------------------|----------------|------------------------|-------------------------|----------------|
| 9400 Revenue From Use of Money/Prop | | | | | | |
| | | INTEREST INCOME | 4,128 | 2,880 | 1,453 | (50%) |
| | Total 9400 Revenue From Use of Money/Prop | | 4,128 | 2,880 | 1,453 | (50%) |
| 9501 Intergovernmental Rev State | | | | | | |
| | | STATE HIGHWAY RENTALS | 12 | 0 | 0 | 0% |
| | | HOMEOWNERS PROPERTY TAX RELIEF | 15,168 | 13,955 | 15,098 | 8% |
| | Total 9501 Intergovernmental Rev State | | 15,180 | 13,955 | 15,098 | 8% |
| 9503 Intergovernmental Rev Other | | | | | | |
| | | REDEVELOPMENT PASS-THROUGH | 188,357 | 180,429 | 177,103 | (2%) |
| | Total 9503 Intergovernmental Rev Other | | 188,357 | 180,429 | 177,103 | (2%) |
| TOTAL | LIBRARY ZONE 1 FINANCIAL SOURCES | | 943,770 | 938,382 | 896,046 | (5%) |
| 037 | LIBRARY ZONE 2 | | | | | |
| 9000 Taxes | | | | | | |
| | | CURRENT SECURED | 28,290 | 28,099 | 25,666 | (9%) |
| | | CURRENT UNSECURED | 1,329 | 713 | 1,214 | 70% |
| | | PRIOR UNSECURED | 139 | 0 | 0 | 0% |
| | | SUPPLEMENTAL SECURED | 23 | 0 | 181 | 0% |
| | | PRIOR SECURED | 21 | 0 | 0 | 0% |
| | | UNITARY | 849 | 788 | 887 | 13% |
| | Total 9000 Taxes | | 30,652 | 29,600 | 27,948 | (6%) |
| 9400 Revenue From Use of Money/Prop | | | | | | |
| | | INTEREST INCOME | 145 | 100 | 65 | (35%) |
| | Total 9400 Revenue From Use of Money/Prop | | 145 | 100 | 65 | (35%) |
| 9501 Intergovernmental Rev State | | | | | | |
| | | HOMEOWNERS PROPERTY TAX RELIEF | 358 | 329 | 349 | 6% |
| | Total 9501 Intergovernmental Rev State | | 358 | 329 | 349 | 6% |
| 9503 Intergovernmental Rev Other | | | | | | |
| | | REDEVELOPMENT PASS-THROUGH | 1,164 | 1,000 | 1,049 | 5% |
| | Total 9503 Intergovernmental Rev Other | | 1,164 | 1,000 | 1,049 | 5% |
| TOTAL | LIBRARY ZONE 2 FINANCIAL SOURCES | | 32,319 | 31,029 | 29,411 | (5%) |
| 066 | LIBRARY ZONE 6 | | | | | |
| 9000 Taxes | | | | | | |
| | | CURRENT SECURED | 13,474 | 13,747 | 12,515 | (9%) |
| | | CURRENT UNSECURED | 793 | 597 | 744 | 25% |
| | | PRIOR UNSECURED | 90 | 0 | 0 | 0% |
| | | SUPPLEMENTAL SECURED | 4 | 0 | 0 | 0% |
| | | PRIOR SECURED | 13 | 0 | 82 | 0% |
| | | UNITARY | 500 | 464 | 520 | 12% |
| | Total 9000 Taxes | | 14,873 | 14,808 | 13,861 | (6%) |

**State of California Schedule 6
Detail of Additional Financing Sources by Fund and Account**

| FUND NAME | FINANCING SOURCE CATEGORY | FINANCING SOURCE ACCOUNT | 2009/10 ACTUAL | 2010/11 ADOPTED BUDGET | 2011/12 CAO RECOMMENDED | PERCENT CHANGE |
|--------------|--|--------------------------------|------------------|------------------------|-------------------------|----------------|
| | 9400 Revenue From Use of Money/Prop | | | | | |
| | | INTEREST INCOME | 98 | 100 | 46 | (54%) |
| | Total 9400 Revenue From Use of Money/Prop | | 98 | 100 | 46 | (54%) |
| | 9501 Intergovernmental Rev State | | | | | |
| | | HOMEOWNERS PROPERTY TAX RELIEF | 160 | 148 | 158 | 7% |
| | Total 9501 Intergovernmental Rev State | | 160 | 148 | 158 | 7% |
| TOTAL | LIBRARY ZONE 6 FINANCIAL SOURCES | | 15,132 | 15,056 | 14,065 | (7%) |
| 067 | LIBRARY ZONE 7 | | | | | |
| | 9000 Taxes | | | | | |
| | | CURRENT SECURED | 308,598 | 314,640 | 282,467 | (10%) |
| | | CURRENT UNSECURED | 11,656 | 9,671 | 11,714 | 21% |
| | | PRIOR UNSECURED | 2,354 | 0 | 0 | 0% |
| | | SUPPLEMENTAL SECURED | 320 | 0 | 2,049 | 0% |
| | | PRIOR SECURED | 377 | 0 | 0 | 0% |
| | | UNITARY | 7,115 | 6,607 | 7,436 | 13% |
| | Total 9000 Taxes | | 330,420 | 330,918 | 303,666 | (8%) |
| | 9400 Revenue From Use of Money/Prop | | | | | |
| | | INTEREST INCOME | 1,446 | 1,400 | 537 | (62%) |
| | Total 9400 Revenue From Use of Money/Prop | | 1,446 | 1,400 | 537 | (62%) |
| | 9501 Intergovernmental Rev State | | | | | |
| | | STATE HIGHWAY RENTALS | 3 | 0 | 0 | 0% |
| | | HOMEOWNERS PROPERTY TAX RELIEF | 4,079 | 3,754 | 3,960 | 5% |
| | Total 9501 Intergovernmental Rev State | | 4,082 | 3,754 | 3,960 | 5% |
| | 9503 Intergovernmental Rev Other | | | | | |
| | | REDEVELOPMENT PASS-THROUGH | 5,147 | 4,813 | 4,029 | (16%) |
| | Total 9503 Intergovernmental Rev Other | | 5,147 | 4,813 | 4,029 | (16%) |
| TOTAL | LIBRARY ZONE 7 FINANCIAL SOURCES | | 341,095 | 340,885 | 312,192 | (8%) |
| 101 | ROAD | | | | | |
| | 9000 Taxes | | | | | |
| | | CURRENT SECURED | 721,216 | 670,000 | 648,527 | (3%) |
| | | CURRENT UNSECURED | 42,522 | 40,000 | 40,000 | 0% |
| | | PRIOR UNSECURED | 3,863 | 2,000 | 1,104 | (45%) |
| | | SUPPLEMENTAL SECURED | 88 | 100 | 5,021 | 4921% |
| | | PRIOR SECURED | 555 | 100 | 230 | 130% |
| | | TRANSPORTATION TAX | 424,274 | 475,000 | 465,000 | (2%) |
| | | UNITARY | 57,198 | 57,183 | 55,571 | (3%) |
| | Total 9000 Taxes | | 1,249,717 | 1,244,383 | 1,215,453 | (2%) |
| | 9200 Licenses, Permits & Franchise | | | | | |
| | | BUILDING PERMITS | 6,855 | 5,000 | 6,000 | 20% |
| | | ZONING PERMITS | 3,770 | 1,000 | 2,700 | 170% |
| | | ENCROACHMENT PERMITS | 56,068 | 48,000 | 70,000 | 46% |

**State of California Schedule 6
Detail of Additional Financing Sources by Fund and Account**

| FUND NAME | FINANCING SOURCE CATEGORY | FINANCING SOURCE ACCOUNT | 2009/10 ACTUAL | 2010/11 ADOPTED BUDGET | 2011/12 CAO RECOMMENDED | PERCENT CHANGE |
|--------------|---|--------------------------------|-------------------|------------------------|-------------------------|----------------|
| | | TRANSPORTATION PERMIT | 11,740 | 15,000 | 15,000 | 0% |
| | | GRADING PERMITS | 58,404 | 50,000 | 30,000 | (40%) |
| | | LICENSES & PERMITS-OTHER | 5,700 | 4,400 | 3,800 | (14%) |
| | Total 9200 Licenses, Permits & Franchise | | 142,537 | 123,400 | 127,500 | 3% |
| | 9400 Revenue From Use of Money/Prop | | | | | |
| | | INTEREST INCOME | 65,476 | 51,200 | 65,000 | 27% |
| | | BUILDING RENTAL | 49,236 | 49,296 | 49,000 | (1%) |
| | Total 9400 Revenue From Use of Money/Prop | | 114,712 | 100,496 | 114,000 | 13% |
| | 9501 Intergovernmental Rev State | | | | | |
| | | HIGHWAY USERS TAX | 5,681,085 | 5,500,000 | 9,186,892 | 67% |
| | | STATE HIGHWAY RENTALS | 5 | 0 | 0 | 0% |
| | | HOMEOWNERS PROPERTY TAX RELIEF | 8,527 | 8,000 | 8,000 | 0% |
| | | STATE OTHER | 8,309,758 | 4,123,321 | 100,000 | (98%) |
| | | ARRA-STATE PASS-THROUGH | 2,399,414 | 0 | 0 | 0% |
| | Total 9501 Intergovernmental Rev State | | 16,398,790 | 9,631,321 | 9,294,892 | (3%) |
| | 9502 Intergovernmental Rev Federal | | | | | |
| | | GRANT REVENUE | 160,974 | 0 | 0 | 0% |
| | | FED OTHER | 2,872,046 | 3,793,000 | 5,995,000 | 58% |
| | Total 9502 Intergovernmental Rev Federal | | 3,033,020 | 3,793,000 | 5,995,000 | 58% |
| | 9503 Intergovernmental Rev Other | | | | | |
| | | OTHER GOVERNMENTAL AGENCIES | 29,623 | 21,000 | 77,000 | 267% |
| | Total 9503 Intergovernmental Rev Other | | 29,623 | 21,000 | 77,000 | 267% |
| | 9600 Charges For Services | | | | | |
| | | PHOTO/MICROFICHE COPIES | 75 | 50 | 30 | (40%) |
| | | ENGINEERING SERVICES | 47,316 | 30,000 | 28,000 | (7%) |
| | | LAND DIVISION FEES | 9,368 | 7,000 | 200 | (97%) |
| | | ADMINISTRATION OVERHEAD | 0 | 212 | 95 | (55%) |
| | | INTER-DEPART ADMIN OVERHEAD | 55,119 | 78,961 | 84,000 | 6% |
| | | OTHER CHARGES FOR SERVICES | 5,391 | 5,000 | 3,500 | (30%) |
| | | ROAD SVCES ON COUNTY ROADS | 311,900 | 285,000 | 269,000 | (6%) |
| | | NON-ROAD SVCES - COUNTY | 562,342 | 525,000 | 545,000 | 4% |
| | | INTERFUND SVCES PROVIDE-COUNTY | 289,077 | 262,928 | 218,310 | (17%) |
| | Total 9600 Charges For Services | | 1,280,588 | 1,194,151 | 1,148,135 | (4%) |
| | 9700 Misc Revenue | | | | | |
| | | OTHER REVENUE | 2,682 | 400 | 500 | 25% |
| | Total 9700 Misc Revenue | | 2,682 | 400 | 500 | 25% |
| | 9800 Other Financing Sources | | | | | |
| | | SALE OF NONTAXABLE FIXED ASSET | 40,100 | 18,000 | 50,000 | 178% |
| | | LONG-TERM DEBT PROCEEDS | 0 | 138,425 | 100,000 | (28%) |
| | | OPERATING TRANSFERS IN | 384,333 | 121,000 | 70,000 | (42%) |
| | Total 9800 Other Financing Sources | | 424,433 | 277,425 | 220,000 | (21%) |
| TOTAL | ROAD FINANCIAL SOURCES | | 22,676,101 | 16,385,576 | 18,192,480 | 11% |

**State of California Schedule 6
Detail of Additional Financing Sources by Fund and Account**

| FUND NAME | FINANCING SOURCE CATEGORY | FINANCING SOURCE ACCOUNT | 2009/10 ACTUAL | 2010/11 ADOPTED BUDGET | 2011/12 CAO RECOMMENDED | PERCENT CHANGE |
|--------------|--|----------------------------|------------------|------------------------|-------------------------|----------------|
| 105 | HOUSING REHABILITATION | | | | | |
| | 9400 Revenue From Use of Money/Prop | | | | | |
| | | INTEREST INCOME | 1,137 | 2,043 | 750 | (63%) |
| | Total 9400 Revenue From Use of Money/Prop | | 1,137 | 2,043 | 750 | (63%) |
| | 9501 Intergovernmental Rev State | | | | | |
| | | STATE OTHER | (2,842) | 0 | 300,000 | 0% |
| | Total 9501 Intergovernmental Rev State | | (2,842) | 0 | 300,000 | 0% |
| | 9800 Other Financing Sources | | | | | |
| | | OPERATING TRANSFERS IN | 0 | 127,372 | 0 | (100%) |
| | Total 9800 Other Financing Sources | | 0 | 127,372 | 0 | (100%) |
| TOTAL | HOUSING REHABILITATION FINANCIAL SOURCES | | -1,705 | 129,415 | 300,750 | 132% |
| 110 | MICRO-ENTERPRISE BUSINESS | | | | | |
| | 9501 Intergovernmental Rev State | | | | | |
| | | STATE OTHER | 0 | 55,535 | 204,837 | 269% |
| | Total 9501 Intergovernmental Rev State | | 0 | 55,535 | 204,837 | 269% |
| TOTAL | MICRO-ENTERPRISE BUSINESS FINANCIAL SOURCES | | 0 | 55,535 | 204,837 | 269% |
| 120 | HOMEACRES LOAN PROGRAM | | | | | |
| | 9400 Revenue From Use of Money/Prop | | | | | |
| | | INTEREST INCOME | 16,644 | 22,957 | 14,000 | (39%) |
| | Total 9400 Revenue From Use of Money/Prop | | 16,644 | 22,957 | 14,000 | (39%) |
| TOTAL | HOMEACRES LOAN PROGRAM FINANCIAL SOURCES | | 16,644 | 22,957 | 14,000 | (39%) |
| 150 | HUD | | | | | |
| | 9502 Intergovernmental Rev Federal | | | | | |
| | | FED OTHER | 2,222,193 | 2,169,602 | 3,922,757 | 81% |
| | Total 9502 Intergovernmental Rev Federal | | 2,222,193 | 2,169,602 | 3,922,757 | 81% |
| TOTAL | HUD FINANCIAL SOURCES | | 2,222,193 | 2,169,602 | 3,922,757 | 81% |
| 152 | IN HOME SUPP SVCS-PUBLIC AUTH | | | | | |
| | 9501 Intergovernmental Rev State | | | | | |
| | | ST ADM IHSS | 749,155 | 739,912 | 871,595 | 18% |
| | Total 9501 Intergovernmental Rev State | | 749,155 | 739,912 | 871,595 | 18% |
| | 9502 Intergovernmental Rev Federal | | | | | |
| | | FED ADM HEALTH RELATED SVS | 1,387,406 | 1,308,901 | 1,318,928 | 1% |
| | | ARRA-FMAP FEDERAL | 260,086 | 176,928 | 0 | (100%) |
| | Total 9502 Intergovernmental Rev Federal | | 1,647,492 | 1,485,829 | 1,318,928 | (11%) |

**State of California Schedule 6
Detail of Additional Financing Sources by Fund and Account**

| FUND NAME | FINANCING SOURCE CATEGORY | FINANCING SOURCE ACCOUNT | 2009/10 ACTUAL | 2010/11 ADOPTED BUDGET | 2011/12 CAO RECOMMENDED | PERCENT CHANGE |
|--------------|--|-------------------------------|------------------|------------------------|-------------------------|----------------|
| | 9801 General Fund Contribution | | | | | |
| | | TRANSFER IN-COUNTY CONTRIB | 439,941 | 563,704 | 562,930 | (0%) |
| | Total 9801 General Fund Contribution | | 439,941 | 563,704 | 562,930 | (0%) |
| TOTAL | IN HOME SUPP SVCS-PUBLIC AUTH FINANCIAL SOURCES | | 2,836,588 | 2,789,445 | 2,753,453 | (1%) |
| 153 | FIRST 5 SOLANO | | | | | |
| | 9400 Revenue From Use of Money/Prop | | | | | |
| | | INTEREST INCOME | 232,841 | 274,323 | 65,635 | (76%) |
| | Total 9400 Revenue From Use of Money/Prop | | 232,841 | 274,323 | 65,635 | (76%) |
| | 9501 Intergovernmental Rev State | | | | | |
| | | STATE OTHER | 3,961,834 | 3,939,513 | 3,783,595 | (4%) |
| | Total 9501 Intergovernmental Rev State | | 3,961,834 | 3,939,513 | 3,783,595 | (4%) |
| | 9502 Intergovernmental Rev Federal | | | | | |
| | | GRANT REVENUE | 533,090 | 606,640 | 536,622 | (12%) |
| | Total 9502 Intergovernmental Rev Federal | | 533,090 | 606,640 | 536,622 | (12%) |
| | 9600 Charges For Services | | | | | |
| | | INTERFUND SVCS PROVIDE-COUNTY | 438,434 | 456,000 | 456,000 | 0% |
| | Total 9600 Charges For Services | | 438,434 | 456,000 | 456,000 | 0% |
| | 9700 Misc Revenue | | | | | |
| | | OTHER REVENUE | 22,541 | 20,000 | 0 | (100%) |
| | Total 9700 Misc Revenue | | 22,541 | 20,000 | 0 | (100%) |
| TOTAL | FIRST 5 SOLANO FINANCIAL SOURCES | | 5,188,741 | 5,296,476 | 4,841,852 | (9%) |
| 215 | RECORDER SPECIAL REVENUE | | | | | |
| | 9400 Revenue From Use of Money/Prop | | | | | |
| | | INTEREST INCOME | 124,123 | 42,000 | 47,636 | 13% |
| | Total 9400 Revenue From Use of Money/Prop | | 124,123 | 42,000 | 47,636 | 13% |
| | 9600 Charges For Services | | | | | |
| | | RECORDING FEES | 474,897 | 478,000 | 576,000 | 21% |
| | | AUTOMATION-MICROGRAPHICS FEE | 106,383 | 100,000 | 100,000 | 0% |
| | Total 9600 Charges For Services | | 581,280 | 578,000 | 676,000 | 17% |
| | 9800 Other Financing Sources | | | | | |
| | | OPERATING TRANSFERS IN | 485,385 | 0 | 0 | 0% |
| | Total 9800 Other Financing Sources | | 485,385 | 0 | 0 | 0% |
| TOTAL | RECORDER SPECIAL REVENUE FINANCIAL SOURCES | | 1,190,788 | 620,000 | 723,636 | 17% |

State of California Schedule 6
Detail of Additional Financing Sources by Fund and Account

| FUND NAME | FINANCING SOURCE CATEGORY | FINANCING SOURCE ACCOUNT | 2009/10 ACTUAL | 2010/11 ADOPTED BUDGET | 2011/12 CAO RECOMMENDED | PERCENT CHANGE |
|--------------|---|-----------------------------|------------------|------------------------|-------------------------|----------------|
| 228 | LIBRARY - FRIENDS & FOUNDATION | | | | | |
| | 9400 Revenue From Use of Money/Prop | | | | | |
| | | INTEREST INCOME | 1,326 | 1,300 | 850 | (35%) |
| | Total 9400 Revenue From Use of Money/Prop | | 1,326 | 1,300 | 850 | (35%) |
| | 9700 Misc Revenue | | | | | |
| | | OTHER REVENUE | 67 | 0 | 0 | 0% |
| | | DONATIONS AND CONTRIBUTIONS | 112,696 | 172,800 | 136,250 | (21%) |
| | Total 9700 Misc Revenue | | 112,763 | 172,800 | 136,250 | (21%) |
| TOTAL | LIBRARY - FRIENDS & FOUNDATION FINANCIAL SOURCES | | 114,089 | 174,100 | 137,100 | (21%) |
| 233 | DISTRICT ATTORNEY SPECIAL REV | | | | | |
| | 9300 Fines, Forfeitures, & Penalty | | | | | |
| | | FORFEITURES & PENALTIES | 1,046,918 | 52,838 | 477,176 | 803% |
| | Total 9300 Fines, Forfeitures, & Penalty | | 1,046,918 | 52,838 | 477,176 | 803% |
| | 9400 Revenue From Use of Money/Prop | | | | | |
| | | INTEREST INCOME | 19,878 | 6,000 | 6,000 | 0% |
| | Total 9400 Revenue From Use of Money/Prop | | 19,878 | 6,000 | 6,000 | 0% |
| | 9600 Charges For Services | | | | | |
| | | ADMINISTRATION OVERHEAD | 499 | 0 | 0 | 0% |
| | Total 9600 Charges For Services | | 499 | 0 | 0 | 0% |
| TOTAL | DISTRICT ATTORNEY SPECIAL REV FINANCIAL SOURCES | | 1,067,295 | 58,838 | 483,176 | 721% |
| 238 | SE VALLEJO REDEVELOPMENT SETT | | | | | |
| | 9400 Revenue From Use of Money/Prop | | | | | |
| | | INTEREST INCOME | 3,680 | 0 | 0 | 0% |
| | Total 9400 Revenue From Use of Money/Prop | | 3,680 | 0 | 0 | 0% |
| | 9600 Charges For Services | | | | | |
| | | ROAD SVCES ON COUNTY ROADS | 6,088 | 0 | 0 | 0% |
| | Total 9600 Charges For Services | | 6,088 | 0 | 0 | 0% |
| TOTAL | SE VALLEJO REDEVELOPMENT SETT FINANCIAL SOURCES | | 9,767 | 0 | 0 | 0% |
| 239 | TOBACCO SETTLEMENT | | | | | |
| | 9400 Revenue From Use of Money/Prop | | | | | |
| | | INTEREST INCOME | 15,829 | 0 | 0 | 0% |
| | Total 9400 Revenue From Use of Money/Prop | | 15,829 | 0 | 0 | 0% |
| | 9801 General Fund Contribution | | | | | |
| | | TRANSFER IN-COUNTY CONTRIB | 1,952,938 | 2,550,000 | 0 | (100%) |
| | Total 9801 General Fund Contribution | | 1,952,938 | 2,550,000 | 0 | (100%) |

**State of California Schedule 6
Detail of Additional Financing Sources by Fund and Account**

| FUND NAME | FINANCING SOURCE CATEGORY | FINANCING SOURCE ACCOUNT | 2009/10 ACTUAL | 2010/11 ADOPTED BUDGET | 2011/12 CAO RECOMMENDED | PERCENT CHANGE |
|--------------|--|---|------------------|------------------------|-------------------------|----------------|
| TOTAL | TOBACCO SETTLEMENT FINANCIAL SOURCES | | 1,968,767 | 2,550,000 | 0 | (100%) |
| 241 | CIVIL PROCESSING FEES | | | | | |
| | 9300 Fines, Forfeitures, & Penalty | | | | | |
| | | CIVIL ASSESSMENT | 82,342 | 82,935 | 81,073 | (2%) |
| | | OTHER ASSESSMENTS | 4,334 | 4,365 | 4,267 | (2%) |
| | | Total 9300 Fines, Forfeitures, & Penalty | 86,676 | 87,300 | 85,340 | (2%) |
| | 9400 Revenue From Use of Money/Prop | | | | | |
| | | INTEREST INCOME | 11,042 | 13,823 | 7,592 | (45%) |
| | | Total 9400 Revenue From Use of Money/Prop | 11,042 | 13,823 | 7,592 | (45%) |
| | 9600 Charges For Services | | | | | |
| | | CIVIL PROCESS FEES | 95,120 | 95,856 | 94,200 | (2%) |
| | | Total 9600 Charges For Services | 95,120 | 95,856 | 94,200 | (2%) |
| TOTAL | CIVIL PROCESSING FEES FINANCIAL SOURCES | | 192,838 | 196,979 | 187,132 | (5%) |
| 253 | SHERIFF'S ASSET SEIZURE | | | | | |
| | 9400 Revenue From Use of Money/Prop | | | | | |
| | | INTEREST INCOME | 2,095 | 2,930 | 1,198 | (59%) |
| | | Total 9400 Revenue From Use of Money/Prop | 2,095 | 2,930 | 1,198 | (59%) |
| | 9700 Misc Revenue | | | | | |
| | | OTHER REVENUE | 18,870 | 10,500 | 10,500 | 0% |
| | | Total 9700 Misc Revenue | 18,870 | 10,500 | 10,500 | 0% |
| TOTAL | SHERIFF'S ASSET SEIZURE FINANCIAL SOURCES | | 20,965 | 13,430 | 11,698 | (13%) |
| 256 | SHERIFF OES | | | | | |
| | 9502 Intergovernmental Rev Federal | | | | | |
| | | GRANT REVENUE | 828,893 | 1,168,430 | 1,282,356 | 10% |
| | | Total 9502 Intergovernmental Rev Federal | 828,893 | 1,168,430 | 1,282,356 | 10% |
| | 9700 Misc Revenue | | | | | |
| | | DONATIONS AND CONTRIBUTIONS | 250,000 | 250,000 | 250,000 | 0% |
| | | Total 9700 Misc Revenue | 250,000 | 250,000 | 250,000 | 0% |
| TOTAL | SHERIFF OES FINANCIAL SOURCES | | 1,078,893 | 1,418,430 | 1,532,356 | 8% |
| 263 | CJ TEMP CONSTRUCTION | | | | | |
| | 9300 Fines, Forfeitures, & Penalty | | | | | |
| | | VEHICLE CODE FINES | 33,119 | 28,068 | 24,955 | (11%) |
| | | Total 9300 Fines, Forfeitures, & Penalty | 33,119 | 28,068 | 24,955 | (11%) |

**State of California Schedule 6
Detail of Additional Financing Sources by Fund and Account**

| FUND NAME | FINANCING SOURCE CATEGORY | FINANCING SOURCE ACCOUNT | 2009/10 ACTUAL | 2010/11 ADOPTED BUDGET | 2011/12 CAO RECOMMENDED | PERCENT CHANGE |
|--------------|---|--------------------------|----------------|------------------------|-------------------------|----------------|
| | 9400 Revenue From Use of Money/Prop | | | | | |
| | | INTEREST INCOME | 24,278 | 9,708 | 3,516 | (64%) |
| | Total 9400 Revenue From Use of Money/Prop | | 24,278 | 9,708 | 3,516 | (64%) |
| | 9600 Charges For Services | | | | | |
| | | COURT FEES | 529,539 | 433,764 | 341,088 | (21%) |
| | Total 9600 Charges For Services | | 529,539 | 433,764 | 341,088 | (21%) |
| TOTAL | CJ TEMP CONSTRUCTION FINANCIAL SOURCES | | 586,935 | 471,540 | 369,559 | (22%) |
| 264 | CRTHSE TEMP CONST | | | | | |
| | 9300 Fines, Forfeitures, & Penalty | | | | | |
| | | VEHICLE CODE FINES | 33,125 | 28,668 | 24,954 | (13%) |
| | | FORFEITURES & PENALTIES | (779) | 0 | 0 | 0% |
| | Total 9300 Fines, Forfeitures, & Penalty | | 32,346 | 28,668 | 24,954 | (13%) |
| | 9400 Revenue From Use of Money/Prop | | | | | |
| | | INTEREST INCOME | 6,285 | 5,448 | 5,971 | 10% |
| | Total 9400 Revenue From Use of Money/Prop | | 6,285 | 5,448 | 5,971 | 10% |
| | 9600 Charges For Services | | | | | |
| | | COURT FEES | 529,569 | 453,276 | 341,230 | (25%) |
| | Total 9600 Charges For Services | | 529,569 | 453,276 | 341,230 | (25%) |
| TOTAL | CRTHSE TEMP CONST FINANCIAL SOURCES | | 568,200 | 487,392 | 372,155 | (24%) |
| 278 | PUBLIC WORKS IMPROVEMENT | | | | | |
| | 9400 Revenue From Use of Money/Prop | | | | | |
| | | INTEREST INCOME | 4,392 | 4,000 | 2,000 | (50%) |
| | Total 9400 Revenue From Use of Money/Prop | | 4,392 | 4,000 | 2,000 | (50%) |
| | 9700 Misc Revenue | | | | | |
| | | OTHER REVENUE | 32,413 | 50,000 | 5,000 | (90%) |
| | Total 9700 Misc Revenue | | 32,413 | 50,000 | 5,000 | (90%) |
| TOTAL | PUBLIC WORKS IMPROVEMENT FINANCIAL SOURCES | | 36,805 | 54,000 | 7,000 | (87%) |
| 281 | SURVEY MONUMENT PRESERVATION | | | | | |
| | 9400 Revenue From Use of Money/Prop | | | | | |
| | | INTEREST INCOME | 469 | 400 | 200 | (50%) |
| | Total 9400 Revenue From Use of Money/Prop | | 469 | 400 | 200 | (50%) |
| | 9600 Charges For Services | | | | | |
| | | RECORDING FEES | 10,090 | 8,000 | 9,000 | 13% |
| | Total 9600 Charges For Services | | 10,090 | 8,000 | 9,000 | 13% |
| TOTAL | SURVEY MONUMENT PRESERVATION FINANCIAL SOURCES | | 10,559 | 8,400 | 9,200 | 10% |

**State of California Schedule 6
Detail of Additional Financing Sources by Fund and Account**

| FUND NAME | FINANCING SOURCE CATEGORY | FINANCING SOURCE ACCOUNT | 2009/10 ACTUAL | 2010/11 ADOPTED BUDGET | 2011/12 CAO RECOMMENDED | PERCENT CHANGE |
|--------------|---|------------------------------|------------------|------------------------|-------------------------|----------------|
| 296 | PUBLIC FACILITIES FEES | | | | | |
| | 9400 Revenue From Use of Money/Prop | | | | | |
| | | INTEREST INCOME | 249,605 | 26,263 | 52,537 | 100% |
| | Total 9400 Revenue From Use of Money/Prop | | 249,605 | 26,263 | 52,537 | 100% |
| | 9600 Charges For Services | | | | | |
| | | CAPITAL FACILITIES FEES | 5,154,599 | 4,138,129 | 3,060,879 | (26%) |
| | Total 9600 Charges For Services | | 5,154,599 | 4,138,129 | 3,060,879 | (26%) |
| | 9900 Residual Equity Transfers | | | | | |
| | | RESIDUAL EQUITY TRANSFERS-IN | 67,267 | 0 | 0 | 0% |
| | Total 9900 Residual Equity Transfers | | 67,267 | 0 | 0 | 0% |
| TOTAL | PUBLIC FACILITIES FEES FINANCIAL SOURCES | | 5,471,471 | 4,164,392 | 3,113,416 | (25%) |
| 301 | GEN SVCS SPECIAL REVENUE | | | | | |
| | 9400 Revenue From Use of Money/Prop | | | | | |
| | | INTEREST INCOME | 131 | 120 | 90 | (25%) |
| | Total 9400 Revenue From Use of Money/Prop | | 131 | 120 | 90 | (25%) |
| | 9600 Charges For Services | | | | | |
| | | PHOTO/MICROFICHE COPIES | 671 | 300 | 400 | 33% |
| | Total 9600 Charges For Services | | 71 | 300 | 400 | 33% |
| | 9700 Misc Revenue | | | | | |
| | | OTHER REVENUE | 3,500 | 3,500 | 3,500 | 0% |
| | | INSURANCE PROCEEDS | 901 | 0 | 0 | 0% |
| | Total 9700 Misc Revenue | | 4,401 | 3,500 | 3,500 | 0% |
| TOTAL | GEN SVCS SPECIAL REVENUE FINANCIAL SOURCES | | 5,203 | 3,920 | 3,990 | 2% |
| 325 | SHERIFF'S OFFICE GRANTS | | | | | |
| | 9502 Intergovernmental Rev Federal | | | | | |
| | | GRANT REVENUE | 345,538 | 934,222 | 770,940 | (17%) |
| | Total 9502 Intergovernmental Rev Federal | | 345,538 | 934,222 | 770,940 | (17%) |
| | 9801 General Fund Contribution | | | | | |
| | | TRANSFER IN-COUNTY CONTRIB | 10,728 | 0 | 0 | 0% |
| | Total 9801 General Fund Contribution | | 10,728 | 0 | 0 | 0% |
| TOTAL | SHERIFF'S OFFICE GRANTS FINANCIAL SOURCES | | 356,266 | 934,222 | 770,940 | (17%) |
| 326 | SHERIFF - SPECIAL REVENUE | | | | | |
| | 9200 Licenses, Permits & Franchise | | | | | |
| | | LICENSES & PERMITS-OTHER | 169,288 | 171,000 | 0 | (100%) |
| | Total 9200 Licenses, Permits & Franchise | | 169,288 | 171,000 | 0 | (100%) |

**State of California Schedule 6
Detail of Additional Financing Sources by Fund and Account**

| FUND NAME | FINANCING SOURCE CATEGORY | FINANCING SOURCE ACCOUNT | 2009/10 ACTUAL | 2010/11 ADOPTED BUDGET | 2011/12 CAO RECOMMENDED | PERCENT CHANGE |
|--------------|--|-------------------------------|------------------|------------------------|-------------------------|----------------|
| | 9400 Revenue From Use of Money/Prop | | | | | |
| | | INTEREST INCOME | 14,751 | 16,473 | 6,550 | (60%) |
| | Total 9400 Revenue From Use of Money/Prop | | 14,751 | 16,473 | 6,550 | (60%) |
| | 9502 Intergovernmental Rev Federal | | | | | |
| | | GRANT REVENUE | 259,048 | 116,477 | 0 | (100%) |
| | Total 9502 Intergovernmental Rev Federal | | 259,048 | 116,477 | 0 | (100%) |
| | 9600 Charges For Services | | | | | |
| | | COURT FEES | 115,790 | 113,296 | 115,195 | 2% |
| | Total 9600 Charges For Services | | 115,790 | 113,296 | 115,195 | 2% |
| | 9700 Misc Revenue | | | | | |
| | | OTHER REVENUE | 355,444 | 354,588 | 354,588 | 0% |
| | Total 9700 Misc Revenue | | 355,444 | 354,588 | 354,588 | 0% |
| TOTAL | SHERIFF - SPECIAL REVENUE FINANCIAL SOURCES | | 914,321 | 771,834 | 476,333 | (38%) |
| 340 | LOCAL LAW ENFORCE BLOCK GRANT | | | | | |
| | 9502 Intergovernmental Rev Federal | | | | | |
| | | FED OTHER | 8,645 | 62,787 | 13,000 | (79%) |
| | Total 9502 Intergovernmental Rev Federal | | 8,645 | 62,787 | 13,000 | (79%) |
| TOTAL | LOCAL LAW ENFORCE BLOCK GRANT FINANCIAL SOURCES | | 8,645 | 62,787 | 13,000 | (79%) |
| 369 | CHILD SUPPORT SERVICES | | | | | |
| | 9400 Revenue From Use of Money/Prop | | | | | |
| | | INTEREST INCOME | 8,741 | 7,979 | 4,500 | (44%) |
| | Total 9400 Revenue From Use of Money/Prop | | 8,741 | 7,979 | 4,500 | (44%) |
| | 9501 Intergovernmental Rev State | | | | | |
| | | STATE SUPPORT ENFORCEMENT INC | 3,535,066 | 4,145,727 | 4,145,727 | 0% |
| | | ARRA-STATE PASS-THROUGH | 1,343,255 | 0 | 0 | 0% |
| | Total 9501 Intergovernmental Rev State | | 4,878,321 | 4,145,727 | 4,145,727 | 0% |
| | 9502 Intergovernmental Rev Federal | | | | | |
| | | FED CHILD SUPPORT | 6,866,955 | 8,047,587 | 8,047,587 | 0% |
| | Total 9502 Intergovernmental Rev Federal | | 6,866,955 | 8,047,587 | 8,047,587 | 0% |
| | 9700 Misc Revenue | | | | | |
| | | OTHER REVENUE | 266 | 0 | 0 | 0% |
| | Total 9700 Misc Revenue | | 266 | 0 | 0 | 0% |
| | 9800 Other Financing Sources | | | | | |
| | | OPERATING TRANSFERS IN | 189 | 0 | 0 | 0% |
| | Total 9800 Other Financing Sources | | 189 | 0 | 0 | 0% |

**State of California Schedule 6
Detail of Additional Financing Sources by Fund and Account**

| FUND NAME | FINANCING SOURCE CATEGORY | FINANCING SOURCE ACCOUNT | 2009/10 ACTUAL | 2010/11 ADOPTED BUDGET | 2011/12 CAO RECOMMENDED | PERCENT CHANGE |
|--------------|---|-------------------------------|-------------------|------------------------|-------------------------|----------------|
| TOTAL | CHILD SUPPORT SERVICES FINANCIAL SOURCES | | 11,754,471 | 12,201,293 | 12,197,814 | (0%) |
| 390 | TOBACCO PREVENTION & EDUCATION | | | | | |
| | 9400 Revenue From Use of Money/Prop | | | | | |
| | | INTEREST INCOME | 911 | 0 | 946 | 0% |
| | Total 9400 Revenue From Use of Money/Prop | | 911 | 0 | 946 | 0% |
| | 9501 Intergovernmental Rev State | | | | | |
| | | STATE OTHER | 181,625 | 181,625 | 201,039 | 11% |
| | Total 9501 Intergovernmental Rev State | | 181,625 | 181,625 | 201,039 | 11% |
| | 9600 Charges For Services | | | | | |
| | | ADMINISTRATION OVERHEAD | 2,870 | 8,375 | 0 | (100%) |
| | Total 9600 Charges For Services | | 2,870 | 8,375 | 0 | (100%) |
| TOTAL | TOBACCO PREVENTION & EDUC. FINANCIAL SOURCES | | 185,406 | 190,000 | 201,985 | 6% |
| 900 | PUBLIC SAFETY | | | | | |
| | 9200 Licenses, Permits & Franchise | | | | | |
| | | LICENSES & PERMITS-OTHER | 6,200 | 5,685 | 6,500 | 14% |
| | Total 9200 Licenses, Permits & Franchise | | 6,200 | 5,685 | 6,500 | 14% |
| | 9300 Fines, Forfeitures, & Penalty | | | | | |
| | | VEHICLE CODE FINES | 5,420 | 6,000 | 6,000 | 0% |
| | | OTHER COURT FINES | 12,343 | 17,000 | 15,000 | (12%) |
| | | VEHICLE FINES-DRUNK DRIVING | 9,001 | 10,000 | 8,500 | (15%) |
| | | SB 1127 CONVICTIONS | 137,925 | 135,000 | 135,000 | 0% |
| | | HEALTH & SAFETY | 172 | 150 | 200 | 33% |
| | | FORFEITURES & PENALTIES | 505,511 | 1,139,159 | 679,797 | (40%) |
| | | WORK FURLOUGH FEES | 9,947 | 11,244 | 6,451 | (43%) |
| | | WORK RELEASE FEES | 48,058 | 50,590 | 42,494 | (16%) |
| | | ELECTRONIC MONITOR DAILY FEES | 292,069 | 292,034 | 270,732 | (7%) |
| | | ASP Other Fees | 3,358 | 4,296 | 2,642 | (39%) |
| | Total 9300 Fines, Forfeitures, & Penalty | | 1,023,804 | 1,665,473 | 1,166,816 | (30%) |
| | 9400 Revenue From Use of Money/Prop | | | | | |
| | | INTEREST INCOME | 3,346 | 0 | 550 | 0% |
| | Total 9400 Revenue From Use of Money/Prop | | 3,346 | 0 | 550 | 0% |
| | 9501 Intergovernmental Rev State | | | | | |
| | | STATE REIMB MANDATED COSTS | 0 | 189,389 | 191,639 | 1% |
| | | STATE CALWORK SINGLE | 1,457,708 | 1,531,446 | 0 | (100%) |
| | | STATE CATEGORICAL AID | 267,478 | 285,600 | 356,400 | 25% |
| | | ST ADM STATE ADULT PROGRAMS | 163,233 | 0 | 0 | 0% |
| | | STATE DRUG ABUSE | 243,595 | 0 | 0 | 0% |
| | | STATE 4700 P.C. | 1,063,669 | 1,027,204 | 1,057,836 | 3% |
| | | STATE VLF REALIGNMENT - SS | 32,844 | 33,355 | 31,538 | (5%) |

**State of California Schedule 6
Detail of Additional Financing Sources by Fund and Account**

| FUND NAME | FINANCING SOURCE CATEGORY | FINANCING SOURCE ACCOUNT | 2009/10 ACTUAL | 2010/11 ADOPTED BUDGET | 2011/12 CAO RECOMMENDED | PERCENT CHANGE |
|-----------|---------------------------|---|-------------------|------------------------|-------------------------|----------------|
| | | STATE REIMB POLICE OFF TRAININ | 15,338 | 9,833 | 9,833 | 0% |
| | | STATE AID PUBLIC SAFETY SVCES | 24,761,128 | 24,476,064 | 24,822,203 | 1% |
| | | STATE SALES TAX REALIGNMNT-SS | 605,829 | 592,338 | 716,963 | 21% |
| | | STATE OTHER | 5,507,657 | 5,478,756 | 3,957,264 | (28%) |
| | | ARRA-STATE PASS-THROUGH | 174,396 | 193,337 | 0 | (100%) |
| | | ST LCL DETENTION FACILITY REV | 585,831 | 600,000 | 600,000 | 0% |
| | | Total 9501 Intergovernmental Rev State | 34,878,707 | 34,417,322 | 31,743,676 | (8%) |
| | | 9502 Intergovernmental Rev Federal | | | | |
| | | FEDERAL AID | 130,667 | 109,200 | 237,600 | 118% |
| | | FED ADM 93658 IVE CWS/FFH | 1,189,169 | 1,400,000 | 640,000 | (54%) |
| | | GRANT REVENUE | 326,584 | 387,836 | 79,500 | (80%) |
| | | ARRA-FMAP FEDERAL | 14,420 | 0 | 0 | 0% |
| | | FED OTHER | 747,569 | 678,658 | 529,608 | (22%) |
| | | Total 9502 Intergovernmental Rev Federal | 2,408,409 | 2,575,694 | 1,486,708 | (42%) |
| | | 9503 Intergovernmental Rev Other | | | | |
| | | OTHER GOVERNMENTAL AGENCIES | 50,000 | 50,000 | 0 | (100%) |
| | | Total 9503 Intergovernmental Rev Other | 50,000 | 50,000 | 0 | (100%) |
| | | 9600 Charges For Services | | | | |
| | | PHOTO/MICROFICHE COPIES | 1,080 | 1,715 | 1,215 | (29%) |
| | | CONTRACT SERVICES | 4,656,229 | 5,318,455 | 5,423,270 | 2% |
| | | CIVIL PROCESS FEES | 278,014 | 300,650 | 278,856 | (7%) |
| | | RECORDING FEES | 5,190 | 5,963 | 6,010 | 1% |
| | | COURT FEES | 330 | 350 | 350 | 0% |
| | | ADMIN SERVICES FEES | 10,191 | 11,000 | 10,000 | (9%) |
| | | LEGAL FEES | 567,063 | 285,000 | 90,000 | (68%) |
| | | OTHER PROFESSIONAL SERVICES | 97,128 | 51,873 | 53,485 | 3% |
| | | MEDICAL CARE-OTHER | 831,482 | 878,657 | 678,417 | (23%) |
| | | INSTITUTIONAL CARE | 429,421 | 683,676 | 437,550 | (36%) |
| | | LAW ENFORCEMENT SERVICES | 9,948 | 6,500 | 8,850 | 36% |
| | | OTHER CHARGES FOR SERVICES | 947,225 | 843,299 | 829,659 | (2%) |
| | | WORK FURLOUGH APPLICATION FEES | 1,265 | 1,625 | 1,445 | (11%) |
| | | WORK RELEASE APPLICATION FEES | 48,448 | 12,000 | 48,430 | 304% |
| | | ELECTRONIC MONITOR APPL FEES | 50,390 | 84,370 | 59,794 | (29%) |
| | | INTERFUND SVCES PROVIDE-COUNTY | 570,653 | 385,583 | 547,256 | 42% |
| | | Total 9600 Charges For Services | 8,504,058 | 8,870,716 | 8,474,587 | (4%) |
| | | 9700 Misc Revenue | | | | |
| | | CASH OVERAGE | 145 | 300 | 300 | 0% |
| | | OTHER REVENUE | 756,966 | 897,690 | 990,300 | 10% |
| | | DONATIONS AND CONTRIBUTIONS | 350 | 0 | 0 | 0% |
| | | INSURANCE PROCEEDS | 390,532 | 255,576 | 270,000 | 6% |
| | | Total 9700 Misc Revenue | 1,147,992 | 1,153,566 | 1,260,600 | 9% |
| | | 9800 Other Financing Sources | | | | |
| | | OPERATING TRANSFERS IN | 1,685,800 | 1,333,631 | 1,563,321 | 17% |
| | | Total 9800 Other Financing Sources | 1,685,800 | 1,333,631 | 1,563,321 | 17% |

**State of California Schedule 6
Detail of Additional Financing Sources by Fund and Account**

| FUND NAME | FINANCING SOURCE CATEGORY | FINANCING SOURCE ACCOUNT | 2009/10 ACTUAL | 2010/11 ADOPTED BUDGET | 2011/12 CAO RECOMMENDED | PERCENT CHANGE |
|---|---|-------------------------------|--------------------|------------------------|-------------------------|----------------|
| 9801 General Fund Contribution | | | | | | |
| | | TRANSFER IN-COUNTY CONTRIB | 91,505,072 | 90,713,852 | 90,784,671 | 0% |
| | Total 9801 General Fund Contribution | | 91,505,072 | 90,713,852 | 90,784,671 | 0% |
| TOTAL | PUBLIC SAFETY FINANCIAL SOURCES | | 141,213,388 | 140,785,939 | 136,487,429 | (3%) |
| 901 SO CO CONSOLIDATED COURT | | | | | | |
| 9501 Intergovernmental Rev State | | | | | | |
| | | STATE 4700 P.C. | 207,973 | 379,129 | 256,824 | (32%) |
| | Total 9501 Intergovernmental Rev State | | 207,973 | 379,129 | 256,824 | (32%) |
| 9801 General Fund Contribution | | | | | | |
| | | TRANSFER IN-COUNTY CONTRIB | 29,414 | 0 | 0 | 0% |
| | Total 9801 General Fund Contribution | | 29,414 | 0 | 0 | 0% |
| TOTAL | SO CO CONSOLIDATED COURT FINANCIAL SOURCES | | 237,387 | 379,129 | 256,824 | (32%) |
| 902 HEALTH & SOCIAL SERVICES | | | | | | |
| 9200 Licenses, Permits & Franchise | | | | | | |
| | | EMS PERSONNEL | 9,786 | 10,000 | 10,000 | 0% |
| | | LICENSES & PERMITS-OTHER | 4,592 | 3,600 | 304,000 | 8344% |
| | | BURIAL PERMITS | 6,328 | 8,313 | 6,000 | (28%) |
| | Total 9200 Licenses, Permits & Franchise | | 20,706 | 21,913 | 320,000 | 1360% |
| 9300 Fines, Forfeitures, & Penalty | | | | | | |
| | | FORFEITURES & PENALTIES | 739,113 | 625,552 | 636,028 | 2% |
| | Total 9300 Fines, Forfeitures, & Penalty | | 739,113 | 625,552 | 636,028 | 2% |
| 9400 Revenue From Use of Money/Prop | | | | | | |
| | | INTEREST INCOME | 301,394 | 135,400 | 218,900 | 62% |
| | | BUILDING RENTAL | 153,720 | 192,750 | 0 | (100%) |
| | Total 9400 Revenue From Use of Money/Prop | | 455,114 | 328,150 | 218,900 | (33%) |
| 9501 Intergovernmental Rev State | | | | | | |
| | | ST ADM FOSTER CARE | 233,387 | 260,887 | 246,742 | (5%) |
| | | STATE VLF REALIGNMENT - PH | 11,179,127 | 11,903,124 | 10,834,030 | (9%) |
| | | ST ADM FOOD STAMPS | 5,025,966 | 4,700,867 | 4,745,312 | 1% |
| | | STATE CALWORK SINGLE | 3,846,279 | 2,954,803 | 2,425,473 | (18%) |
| | | ST ADM IHSS | 1,535,055 | 1,550,651 | 1,970,921 | 27% |
| | | STATE CATEGORICAL AID | 23,221,193 | 22,960,211 | 24,471,725 | 7% |
| | | STATE S/D MEDICAL | 9,022,271 | 6,887,098 | 6,342,006 | (8%) |
| | | ST ADM MEDI-CAL | 15,666,257 | 17,376,209 | 16,274,877 | (6%) |
| | | STATE MENTAL HEALTH | 192,776 | 200,000 | 234,317 | 17% |
| | | STATE ALCOHOL & DRUG SGF | 465,172 | 442,586 | 404,838 | (9%) |
| | | SHORT DOYLE QUALITY ASSURANCE | 1,916,009 | 2,055,725 | 2,081,846 | 1% |
| | | ST ADM COUNTY SVS BLOCK GRANT | 595,673 | 586,518 | 642,676 | 10% |
| | | STATE DRUG ABUSE | 760,493 | 400,000 | 400,000 | 0% |
| | | ST ADM MEDICAL SVS | 1,508,708 | 1,627,009 | 1,708,359 | 5% |

State of California Schedule 6
Detail of Additional Financing Sources by Fund and Account

| FUND NAME | FINANCING SOURCE CATEGORY | FINANCING SOURCE ACCOUNT | 2009/10 ACTUAL | 2010/11 ADOPTED BUDGET | 2011/12 CAO RECOMMENDED | PERCENT CHANGE |
|-----------|---------------------------|---|--------------------|------------------------|-------------------------|----------------|
| | | ST ADM ADOPTIONS | 454,435 | 364,145 | 378,855 | 4% |
| | | STATE VLF REALIGNMENT - SS | 518,613 | 453,875 | 502,146 | 11% |
| | | ST ADM CWS/LIC FFH | 537,577 | 2,170,987 | 2,454,255 | 13% |
| | | ST ADM SUBST ABUSE CALWORKS | 0 | 667,697 | 0 | (100%) |
| | | ST ADM MENTAL HLTH CALWORKS | 0 | 649,915 | 0 | (100%) |
| | | STATE VLF REALIGNMENT - MH | 2,965,541 | 3,143,854 | 2,785,223 | (11%) |
| | | STATE NON CWS ALLOCATION | 906,732 | 666,029 | 795,704 | 19% |
| | | STATE CALWORKS IV-B | 1,768,660 | 533,258 | 1,633,515 | 206% |
| | | STATE SALES TAX REALIGNMNT-SS | 10,006,109 | 10,658,656 | 11,377,098 | 7% |
| | | STATE SALES TAX REALIGNMNT-MH | 6,762,006 | 6,607,587 | 7,677,196 | 16% |
| | | STATE SALES TAX REALIGNMNT-PH | 3,198,134 | 3,125,101 | 3,636,589 | 16% |
| | | STATE TITLE XX | 76,157 | 48,751 | 0 | (100%) |
| | | STATE LICENSING FFH | 24,317 | 85,910 | 92,408 | 8% |
| | | STATE OTHER | 14,882,719 | 20,957,119 | 22,423,329 | 7% |
| | | IGT REVENUES | 0 | 0 | 774,167 | 0% |
| | | FEDERAL NON CWS ALLOCATION | 723,512 | 426,613 | 307,707 | (28%) |
| | | FEDERAL LICENSING FFH | 103,251 | 98,298 | 64,039 | (35%) |
| | | Total 9501 Intergovernmental Rev State | 118,096,130 | 124,563,483 | 127,685,353 | 3% |
| | | 9502 Intergovernmental Rev Federal | | | | |
| | | FED ADM ILP IV-E | 223,028 | 292,689 | 282,783 | (3%) |
| | | ARRA-FEDERAL DIRECT | 25,412 | 1,888,908 | 0 | (100%) |
| | | FED ADM FOSTER CARE IV-E | 611,895 | 534,221 | 619,831 | 16% |
| | | FEDERAL AID | 35,092,091 | 35,888,408 | 37,769,664 | 5% |
| | | FED ADM ADOPTIONS IV-E | 373,511 | 286,114 | 408,260 | 43% |
| | | FED ADM PSSF IV-B | 328,756 | 332,098 | 270,066 | (19%) |
| | | FED CALWORKS TANF | 16,812,776 | 20,630,808 | 19,949,192 | (3%) |
| | | FEDERAL TITLE XX | 330,360 | 322,670 | 385,215 | 19% |
| | | FED ADM FOOD STAMPS | 3,428,777 | 4,978,812 | 6,098,532 | 22% |
| | | FED ADM REFUGEE | 0 | 0 | 7,785 | 0% |
| | | FED ADM HEALTH RELATED SVS | 6,706,665 | 6,253,269 | 7,297,552 | 17% |
| | | FEDERAL ALCOHOL & DRUG-SAPT | 2,307,845 | 2,495,822 | 2,393,572 | (4%) |
| | | FED ADM CWS IV-B | 184,619 | 184,619 | 181,831 | (2%) |
| | | FED ADM 93658 IVE CWS/FFH | 4,263,299 | 4,452,430 | 4,224,588 | (5%) |
| | | GRANT REVENUE | 412,607 | 456,081 | 644,422 | 41% |
| | | ARRA-FMAP FEDERAL | 2,470,153 | 1,967,064 | 0 | (100%) |
| | | FED OTHER | 2,340,398 | 3,039,455 | 1,817,316 | (40%) |
| | | Total 9502 Intergovernmental Rev Federal | 75,912,192 | 84,003,468 | 82,350,609 | (2%) |
| | | 9503 Intergovernmental Rev Other | | | | |
| | | OTHER GOVERNMENTAL AGENCIES | 168,043 | 287,795 | 715,038 | 148% |
| | | Total 9503 Intergovernmental Rev Other | 168,043 | 287,795 | 715,038 | 148% |
| | | 9600 Charges For Services | | | | |
| | | CAPITAL FACILITIES FEES | 34 | 0 | 0 | 0% |
| | | PHOTO/MICROFICHE COPIES | 25,165 | 11,465 | 32,625 | 185% |
| | | CONTRACT SERVICES | 4,963,036 | 5,168,163 | 5,444,713 | 5% |
| | | ESTATE & PUBLIC ADMIN FEES | 83,177 | 104,933 | 95,000 | (9%) |
| | | RECORDING FEES | 257,808 | 239,605 | 259,799 | 8% |
| | | ADMIN SERVICES FEES | 364,940 | 593,955 | 580,000 | (2%) |
| | | MENTAL HEALTH SERVICES | 155,016 | 86,710 | 97,048 | 12% |

**State of California Schedule 6
Detail of Additional Financing Sources by Fund and Account**

| FUND NAME | FINANCING SOURCE CATEGORY | FINANCING SOURCE ACCOUNT | 2009/10 ACTUAL | 2010/11 ADOPTED BUDGET | 2011/12 CAO RECOMMENDED | PERCENT CHANGE |
|--------------|---|--|--------------------|------------------------|-------------------------|----------------|
| | | OTHER PROFESSIONAL SERVICES | 446,441 | 101,251 | 512,008 | 406% |
| | | CHILD HEALTH FEES | 4,065,403 | 2,899,566 | 4,019,051 | 39% |
| | | MENTAL HEALTH INDIGENT PAY | 69,023 | 53,539 | 50,000 | (7%) |
| | | PRIVATE PAY PATIENT | 390,060 | 553,736 | 279,965 | (49%) |
| | | MEDICAL CARE-OTHER | 19,366 | 29,917 | 20,000 | (33%) |
| | | \$24 TRAFFIC SCHOOL FEES | 87 | 0 | 0 | 0% |
| | | ADMINISTRATION OVERHEAD | 719,200 | 203,580 | 300,483 | 48% |
| | | INSURANCE PAYMENTS | 91,357 | 157,278 | 136,293 | (13%) |
| | | MEDI-CAL SERVICES | 4,292,706 | 8,435,764 | 9,904,700 | 17% |
| | | MEDICARE SERVICES | 130,335 | 297,121 | 651,404 | 119% |
| | | CMSP SERVICES | 1,452,912 | 2,873,109 | 4,535,753 | 58% |
| | | OTHER CHARGES FOR SERVICES | 187,477 | 137,679 | 97,420 | (29%) |
| | | MANAGED CARE SERVICES | 1,340,674 | 96,492 | 1,570,655 | 1528% |
| | | INTERFUND SVCES PROVIDE-COUNTY | 1,228,743 | 2,489,474 | 1,926,909 | (23%) |
| | | Total 9600 Charges For Services | 20,282,961 | 24,533,337 | 30,513,826 | 24% |
| | | 9700 Misc Revenue | | | | |
| | | MISC SALES - TAXABLE | 83 | 0 | 0 | 0% |
| | | CASH OVERAGE | 591 | 0 | 0 | 0% |
| | | OTHER REVENUE | 3,216,767 | 949,466 | 759,944 | (20%) |
| | | DONATIONS AND CONTRIBUTIONS | 8,231 | 5,800 | 11,000 | 90% |
| | | Total 9700 Misc Revenue | 3,225,672 | 955,266 | 770,944 | (19%) |
| | | 9800 Other Financing Sources | | | | |
| | | OPERATING TRANSFERS IN | 3,616,759 | 3,510,599 | 1,843,064 | (48%) |
| | | Total 9800 Other Financing Sources | 3,616,759 | 3,510,599 | 1,843,064 | (48%) |
| | | 9801 General Fund Contribution | | | | |
| | | TRANSFER IN-COUNTY CONTRIB | 28,636,389 | 28,825,149 | 25,503,020 | (12%) |
| | | Total 9801 General Fund Contribution | 28,636,389 | 28,825,149 | 25,503,020 | (12%) |
| TOTAL | HEALTH & SOCIAL SERVICES FINANCIAL SOURCES | | 251,153,079 | 267,654,712 | 270,556,782 | 1% |
| 903 | WORKFORCE INVESTMENT BOARD | | | | | |
| | | 9400 Revenue From Use of Money/Prop | | | | |
| | | INTEREST INCOME | 2,238 | 0 | 0 | 0% |
| | | Total 9400 Revenue From Use of Money/Prop | 2,238 | 0 | 0 | 0% |
| | | 9502 Intergovernmental Rev Federal | | | | |
| | | GRANT REVENUE | 7,530,979 | 6,838,632 | 4,799,473 | (30%) |
| | | Total 9502 Intergovernmental Rev Federal | 7,530,979 | 6,838,632 | 4,799,473 | (30%) |
| | | 9503 Intergovernmental Rev Other | | | | |
| | | OTHER GOVERNMENTAL AGENCIES | (15,780) | 0 | 0 | 0% |
| | | Total 9503 Intergovernmental Rev Other | (15,780) | 0 | 0 | 0% |
| | | 9700 Misc Revenue | | | | |
| | | OTHER REVENUE | 2,680 | 0 | 0 | 0% |
| | | DONATIONS AND CONTRIBUTIONS | 4,614 | 0 | 0 | 0% |
| | | Total 9700 Misc Revenue | 7,294 | 0 | 0 | 0% |

State of California Schedule 6
Detail of Additional Financing Sources by Fund and Account

| FUND NAME | FINANCING SOURCE CATEGORY | FINANCING SOURCE ACCOUNT | 2009/10 ACTUAL | 2010/11 ADOPTED BUDGET | 2011/12 CAO RECOMMENDED | PERCENT CHANGE |
|--|--|--|-------------------|------------------------|-------------------------|----------------|
| TOTAL | WORKFORCE INVESTMENT BOARD FINANCIAL SOURCES | | 7,524,731 | 6,838,632 | 4,799,473 | (30%) |
| TOTAL | SPECIAL REVENUE FUND FINANCING SOURCE | | 477,939,484 | 486,032,814 | 481,411,015 | (1%) |
| <hr/> | | | | | | |
| 03 | CAPITAL PROJECT FUND | | | | | |
| <hr/> | | | | | | |
| 006 | CAPITAL OUTLAY | | | | | |
| <hr/> | | | | | | |
| 9000 Taxes | | | | | | |
| | | CURRENT SECURED | 1,539,571 | 1,466,094 | 1,435,988 | (2%) |
| | | CURRENT UNSECURED | 71,971 | 44,013 | 71,828 | 63% |
| | | PRIOR UNSECURED | 5,435 | 1,260 | 0 | (100%) |
| | | SUPPLEMENTAL SECURED | -688 | 5,142 | 13,934 | 171% |
| | | PRIOR SECURED | 228 | 416 | 0 | (100%) |
| | | UNITARY | 57,748 | 49,953 | 59,786 | 20% |
| | | Total 9000 Taxes | 1,674,264 | 1,566,878 | 1,581,536 | 1% |
| <hr/> | | | | | | |
| 9400 Revenue From Use of Money/Prop | | | | | | |
| | | INTEREST INCOME | 275,881 | 370,000 | 177,000 | (52%) |
| | | Total 9400 Revenue From Use of Money/Prop | 275,881 | 370,000 | 177,000 | (52%) |
| <hr/> | | | | | | |
| 9501 Intergovernmental Rev State | | | | | | |
| | | STATE HIGHWAY RENTALS | 17 | 12 | 19 | 58% |
| | | HOMEOWNERS PROPERTY TAX RELIEF | 27,160 | 24,506 | 26,928 | 10% |
| | | STATE RECREATION | 67,328 | 292,472 | 0 | (100%) |
| | | TRIAL COURT IMPROVEMENTS - TCF | 304,785 | 0 | 0 | 0% |
| | | STATE OTHER | 528,623 | 0 | 0 | 0% |
| | | Total 9501 Intergovernmental Rev State | 927,913 | 316,990 | 26,947 | (91%) |
| <hr/> | | | | | | |
| 9502 Intergovernmental Rev Federal | | | | | | |
| | | GRANT REVENUE | 0 | 185,000 | 185,000 | 0% |
| | | Total 9502 Intergovernmental Rev Federal | 0 | 185,000 | 185,000 | 0% |
| <hr/> | | | | | | |
| 9503 Intergovernmental Rev Other | | | | | | |
| | | OTHER GOVERNMENTAL AGENCIES | 0 | 1,016,364 | 0 | (100%) |
| | | REDEVELOPMENT PASS-THROUGH | 317,606 | 291,255 | 307,721 | 6% |
| | | Total 9503 Intergovernmental Rev Other | 317,606 | 1,307,619 | 307,721 | (76%) |
| <hr/> | | | | | | |
| 9600 Charges For Services | | | | | | |
| | | ASSMT & TAX COLLECTION FEES | 0 | 740 | 0 | (100%) |
| | | ADMINISTRATION OVERHEAD | 0 | 400,906 | 511,317 | 28% |
| | | Total 9600 Charges For Services | 0 | 401,646 | 511,317 | 27% |
| <hr/> | | | | | | |
| 9800 Other Financing Sources | | | | | | |
| | | OPERATING TRANSFERS IN | 18,640,003 | 3,952,228 | 1,019,300 | (74%) |
| | | Total 9800 Other Financing Sources | 18,640,003 | 3,952,228 | 1,019,300 | (74%) |

**State of California Schedule 6
Detail of Additional Financing Sources by Fund and Account**

| FUND NAME | FINANCING SOURCE CATEGORY | FINANCING SOURCE ACCOUNT | 2009/10 ACTUAL | 2010/11 ADOPTED BUDGET | 2011/12 CAO RECOMMENDED | PERCENT CHANGE |
|--------------|---|----------------------------|-------------------|------------------------|-------------------------|----------------|
| | 9801 General Fund Contribution | | | | | |
| | | TRANSFER IN-COUNTY CONTRIB | 3,389,916 | 509,500 | 509,664 | 0% |
| | Total 9801 General Fund Contribution | | 3,389,916 | 509,500 | 509,664 | 0% |
| TOTAL | CAPITAL OUTLAY FINANCIAL SOURCES | | 25,225,583 | 8,609,861 | 4,318,485 | (50%) |
| 106 | PUBLIC ARTS PROJECTS | | | | | |
| | 9400 Revenue From Use of Money/Prop | | | | | |
| | | INTEREST INCOME | 8,186 | 9,800 | 1,000 | (90%) |
| | Total 9400 Revenue From Use of Money/Prop | | 8,186 | 9,800 | 1,000 | (90%) |
| | 9600 Charges For Services | | | | | |
| | | ADMINISTRATION OVERHEAD | 0 | 0 | 375 | 0% |
| | Total 9600 Charges For Services | | 0 | 0 | 375 | 0% |
| | 9800 Other Financing Sources | | | | | |
| | | OPERATING TRANSFERS IN | 0 | 0 | 175,500 | 0% |
| | Total 9800 Other Financing Sources | | 0 | 0 | 175,500 | 0% |
| TOTAL | PUBLIC ARTS PROJECTS FINANCIAL SOURCES | | 8,186 | 9,800 | 176,875 | 1705% |
| 107 | FAIRGROUNDS DEVELOPMENT PROJ | | | | | |
| | 9400 Revenue From Use of Money/Prop | | | | | |
| | | INTEREST INCOME | 475 | 0 | 0 | 0% |
| | Total 9400 Revenue From Use of Money/Prop | | 475 | 0 | 0 | 0% |
| | 9600 Charges For Services | | | | | |
| | | ADMINISTRATION OVERHEAD | 0 | 0 | 35,837 | 0% |
| | Total 9600 Charges For Services | | 0 | 0 | 35,837 | 0% |
| | 9800 Other Financing Sources | | | | | |
| | | LONG-TERM DEBT PROCEEDS | 0 | 3,251,914 | 1,872,700 | (42%) |
| | Total 9800 Other Financing Sources | | 0 | 3,251,914 | 1,872,700 | (42%) |
| TOTAL | FAIRGROUNDS DEVELOPMENT PROJ FINANCIAL SOURCES | | 475 | 3,251,914 | 1,908,537 | (41%) |
| 249 | HSS CAPITAL PROJECTS | | | | | |
| | 9400 Revenue From Use of Money/Prop | | | | | |
| | | INTEREST INCOME | 54,532 | 37,500 | 13,000 | (65%) |
| | Total 9400 Revenue From Use of Money/Prop | | 54,532 | 37,500 | 13,000 | (65%) |
| | 9501 Intergovernmental Rev State | | | | | |
| | | STATE OTHER | 74,864 | 0 | 0 | 0% |
| | Total 9501 Intergovernmental Rev State | | 74,864 | 0 | 0 | 0% |

State of California Schedule 6
Detail of Additional Financing Sources by Fund and Account

| FUND NAME | FINANCING SOURCE CATEGORY | FINANCING SOURCE ACCOUNT | 2009/10 ACTUAL | 2010/11 ADOPTED BUDGET | 2011/12 CAO RECOMMENDED | PERCENT CHANGE |
|--------------|--|-----------------------------|-------------------|------------------------|-------------------------|----------------|
| | 9502 Intergovernmental Rev Federal | | | | | |
| | | GRANT REVENUE | 0 | 2,119,389 | 0 | (100%) |
| | Total 9502 Intergovernmental Rev Federal | | 0 | 2,119,389 | 0 | (100%) |
| | 9800 Other Financing Sources | | | | | |
| | | OPERATING TRANSFERS IN | 393,048 | 1,000,000 | 244,743 | (76%) |
| | Total 9800 Other Financing Sources | | 393,048 | 1,000,000 | 244,743 | (76%) |
| TOTAL | HSS CAPITAL PROJECTS FINANCIAL SOURCES | | 522,443 | 3,156,889 | 257,743 | (92%) |
| 307 | JUVENILE HALL PROJECT | | | | | |
| | 9600 Charges For Services | | | | | |
| | | ADMINISTRATION OVERHEAD | 9,539 | 0 | 0 | 0% |
| | Total 9600 Charges For Services | | 9,539 | 0 | 0 | 0% |
| TOTAL | JUVENILE HALL PROJECT FINANCIAL SOURCES | | 9,539 | 0 | 0 | 0% |
| TOTAL | CAPITAL PROJECT FUND FINANCING SOURCE | | 25,766,226 | 15,028,464 | 6,661,640 | (56%) |
| <hr/> | | | | | | |
| | DEBT SERVICE FUND | | | | | |
| 04 | | | | | | |
| 306 | PENSION DEBT SERVICE | | | | | |
| | 9400 Revenue From Use of Money/Prop | | | | | |
| | | INTEREST INCOME | 41,589 | 83,733 | 25,000 | (70%) |
| | Total 9400 Revenue From Use of Money/Prop | | 41,589 | 83,733 | 25,000 | (70%) |
| | 9700 Misc Revenue | | | | | |
| | | OTHER REVENUE | 830,076 | 768,693 | 870,000 | 13% |
| | Total 9700 Misc Revenue | | 830,076 | 768,693 | 870,000 | 13% |
| | 9800 Other Financing Sources | | | | | |
| | | LONG-TERM DEBT PROCEEDS | 0 | 10,604,015 | 6,994,609 | (34%) |
| | | OPERATING TRANSFERS IN | 7,606,162 | 11,778,173 | 12,107,760 | 3% |
| | Total 9800 Other Financing Sources | | 7,606,162 | 22,382,188 | 19,102,369 | (15%) |
| TOTAL | PENSION DEBT SERVICE FINANCIAL SOURCES | | 8,477,827 | 23,234,614 | 19,997,369 | (14%) |
| 332 | GOVERNMENT CENTER DEBT SERVICE | | | | | |
| | 9400 Revenue From Use of Money/Prop | | | | | |
| | | INTEREST INCOME | 5,592 | 4,500 | 1,300 | (71%) |
| | Total 9400 Revenue From Use of Money/Prop | | 5,592 | 4,500 | 1,300 | (71%) |
| | 9503 Intergovernmental Rev Other | | | | | |
| | | OTHER GOVERNMENTAL AGENCIES | 110,500 | 104,000 | 104,000 | 0% |
| | Total 9503 Intergovernmental Rev Other | | 110,500 | 104,000 | 104,000 | 0% |

**State of California Schedule 6
Detail of Additional Financing Sources by Fund and Account**

| FUND NAME | FINANCING SOURCE CATEGORY | FINANCING SOURCE ACCOUNT | 2009/10 ACTUAL | 2010/11 ADOPTED BUDGET | 2011/12 CAO RECOMMENDED | PERCENT CHANGE |
|------------------------|---|------------------------------|--------------------|------------------------|-------------------------|----------------|
| | 9600 Charges For Services | | | | | |
| | | ADMINISTRATION OVERHEAD | 1,704,085 | 1,749,930 | 0 | (100%) |
| | | BUILDING USE FEES-CAC | 0 | 0 | 1,716,212 | 0% |
| | Total 9600 Charges For Services | | 1,704,085 | 1,749,930 | 1,716,212 | (2%) |
| | 9800 Other Financing Sources | | | | | |
| | | OPERATING TRANSFERS IN | 5,895,888 | 6,043,242 | 6,152,250 | 2% |
| | Total 9800 Other Financing Sources | | 5,895,888 | 6,043,242 | 6,152,250 | 2% |
| | 9900 Residual Equity Transfers | | | | | |
| | | RESIDUAL EQUITY TRANSFERS-IN | 253,479 | 0 | 0 | 0% |
| | Total 9900 Residual Equity Transfers | | 253,479 | 0 | 0 | 0% |
| TOTAL | GOVERNMENT CENTER DEBT SERVICE FINANCIAL SOURCES | | 7,969,544 | 7,901,672 | 7,973,762 | 1% |
| 334 | H&SS SPH ADMIN/REFINANCE | | | | | |
| | 9400 Revenue From Use of Money/Prop | | | | | |
| | | INTEREST INCOME | 710,295 | 50 | 402 | 704% |
| | Total 9400 Revenue From Use of Money/Prop | | 710,295 | 50 | 402 | 704% |
| | 9800 Other Financing Sources | | | | | |
| | | LONG-TERM DEBT PROCEEDS | 16,745,000 | 0 | 0 | 0% |
| | | OPERATING TRANSFERS IN | 2,514,278 | 2,519,544 | 2,564,960 | 2% |
| | Total 9800 Other Financing Sources | | 19,259,278 | 2,519,544 | 2,564,960 | 2% |
| TOTAL | H&SS SPH ADMIN/REFINANCE FINANCIAL SOURCES | | 19,969,573 | 2,519,594 | 2,565,362 | 2% |
| TOTAL | DEBT SERVICE FUND FINANCING SOURCE | | 36,416,944 | 33,655,880 | 30,536,493 | (9%) |
| 08 | FIDUCIARY FUND | | | | | |
| 323 | COUNTY LOW/MOD HSNG SET ASIDE | | | | | |
| | 9503 Intergovernmental Rev Other | | | | | |
| | | OTHER GOVERNMENTAL AGENCIES | 0 | 2,113,857 | 0 | (100%) |
| | Total 9503 Intergovernmental Rev Other | | 0 | 2,113,857 | 0 | (100%) |
| TOTAL | COUNTY LOW/MOD HSNG SET ASIDE FINANCIAL SOURCES | | 0 | 2,113,857 | 0 | (100%) |
| TOTAL | FIDUCIARY FUND FINANCING SOURCE | | 0 | 2,113,857 | 0 | (100%) |
| TOTAL ALL FUNDS | | | 736,159,183 | 717,870,465 | 694,171,255 | (3%) |

**State of California Schedule 7
Summary of Financing Uses by Function and Fund**

**COUNTY OF SOLANO
SCHEDULE 7
SUMMARY OF FINANCING USES BY FUNCTION AND FUND
GOVERNMENTAL FUNDS
FOR THE FISCAL YEAR 2011/12**

| DESCRIPTION | 2009/10 ACTUAL | 2010/11 ADOPTED BUDGET | 2011/12 CAO RECOMMENDED | PERCENT CHANGE |
|---|--------------------|------------------------------|-------------------------------|-------------------|
| SUMMARIZATION BY FUNCTION | | | | |
| General Government | 238,295,423 | 203,731,854 | 187,588,191 | (8%) |
| Public Protection | 178,759,444 | 180,169,480 | 178,169,018 | (1%) |
| Public Ways & Facilities | 19,514,694 | 18,569,599 | 19,920,631 | 7% |
| Health & Sanitation | 114,012,139 | 126,214,872 | 122,578,736 | (3%) |
| Public Assistance | 156,001,459 | 163,495,457 | 165,805,828 | 1% |
| Education | 21,199,386 | 23,221,279 | 20,381,933 | (12%) |
| Rec & Cultural Services | 1,440,810 | 1,481,390 | 1,244,537 | (16%) |
| Debt Service | 41,733,038 | 18,748,880 | 20,029,673 | 7% |
| TOTAL FINANCING USES BY FUNCTION | 770,956,394 | 735,632,811 | 715,718,547 | (3%) |
| APPROPRIATIONS FOR CONTINGENCIES | | | | |
| 001 GENERAL FUND | | 21,811,915 | 20,000,000 | (8%) |
| 004 COUNTY LIBRARY | | 1,507,379 | 1,653,525 | 10% |
| 006 CAPITAL OUTLAY | | 1,024,484 | 1,522,940 | 49% |
| 012 FISH/WILDLIFE PROPAGATION | | 506,403 | 217,416 | (57%) |
| 035 JH REC HALL - WARD WELFARE | | 92,190 | 106,013 | 15% |
| 036 LIBRARY ZONE 1 | | 136,790 | 136,790 | 0% |
| 037 LIBRARY ZONE 2 | | 7,345 | 7,345 | 0% |
| 066 LIBRARY ZONE 6 | | 5,777 | 5,777 | 0% |
| 067 LIBRARY ZONE 7 | | 51,718 | 51,718 | 0% |
| 101 ROAD | | 6,402,939 | 0 | (100%) |
| 105 HOUSING REHABILITATION | | 211,079 | 278,450 | 32% |
| 106 PUBLIC ARTS PROJECTS | | 12,382 | 5,739 | (54%) |
| 120 HOMEACRES LOAN PROGRAM | | 951,789 | 1,074,616 | 13% |
| 215 RECORDER SPECIAL REVENUE | | 5,856,950 | 5,637,979 | (4%) |
| 228 LIBRARY - FRIENDS & FOUNDATION | | 99,261 | 99,261 | 0% |
| 233 DISTRICT ATTORNEY SPECIAL REV | | 1,021,790 | 1,032,421 | 1% |
| 238 SE VALLEJO REDEVELOPMENT SETT | | 9,767 | 0 | (100%) |
| 241 CIVIL PROCESSING FEES | | 416,670 | 363,568 | (13%) |
| 249 HSS CAPITAL PROJECTS | | 0 | 13,000 | 0% |
| 253 SHERIFF'S ASSET SEIZURE | | 152,108 | 168,574 | 11% |
| 256 SHERIFF OES | | 358,448 | 474,095 | 32% |
| 263 CJ TEMP CONSTRUCTION | | 470,159 | 506,518 | 8% |
| 264 CRTHSE TEMP CONST | | 812,580 | 662,171 | (19%) |
| 278 PUBLIC WORKS IMPROVEMENT | | 185,777 | 23,713 | (87%) |
| 281 SURVEY MONUMENT PRESERVATION | | 11,536 | 941 | (92%) |
| 296 PUBLIC FACILITIES FEES | | 5,827,275 | 3,496,708 | (40%) |
| 323 COUNTY LOW/MOD HSNG SET ASIDE | | 2,113,857 | 0 | (100%) |
| 326 SHERIFF - SPECIAL REVENUE | | 1,019,838 | 401,412 | (61%) |
| 390 TOBACCO PREVENTION & EDUCATION | | 53,423 | 53,423 | 0% |
| TOTAL APPROPRIATIONS FOR CONTINGENCIES | | 51,131,629 | 37,994,113 | (26%) |
| SUBTOTAL FINANCING USES | 770,956,394 | 786,764,440 | 753,712,660 | (4%) |

**State of California Schedule 7
Summary of Financing Uses by Function and Fund**

| DESCRIPTION | 2009/10 ACTUAL | 2010/11 ADOPTED BUDGET | 2011/12 CAO RECOMMENDED | PERCENT CHANGE |
|---|--------------------|------------------------------|-------------------------------|-------------------|
| PROVISIONS FOR RESERVES AND DESIGNATIONS | | | | |
| 001 GENERAL FUND | | 6,212,414 | 0 | (100%) |
| 101 ROAD | | 0 | 5,018,627 | 0% |
| 153 FIRST 5 SOLANO | | 0 | 839,242 | 0% |
| 296 PUBLIC FACILITIES FEES | | 0 | 1,092,148 | 0% |
| 334 H&SS SPH ADMIN/REFINANCE | | 43,149 | 0 | (100%) |
| TOTAL RESERVES AND DESIGNATIONS | | 6,255,563 | 6,950,017 | 11% |
| TOTAL FINANCING USES | 770,956,394 | 793,020,003 | 760,662,677 | (4%) |
| SUMMARIZATION BY FUND | | | | |
| 001 GENERAL FUND | 199,395,414 | 228,326,977 | 215,241,290 | (6%) |
| 004 COUNTY LIBRARY | 19,436,542 | 23,070,701 | 20,468,243 | (11%) |
| 006 CAPITAL OUTLAY | 9,438,926 | 12,627,162 | 6,848,402 | (46%) |
| 012 FISH/WILDLIFE PROPAGATION | 106,446 | 923,676 | 919,617 | (0%) |
| 016 PARKS AND RECREATION | 1,440,810 | 1,477,115 | 1,244,537 | (16%) |
| 035 JH REC HALL - WARD WELFARE | 36,166 | 112,190 | 108,190 | (4%) |
| 036 LIBRARY ZONE 1 | 946,614 | 1,075,172 | 1,032,836 | (4%) |
| 037 LIBRARY ZONE 2 | 30,515 | 38,374 | 36,756 | (4%) |
| 066 LIBRARY ZONE 6 | 14,132 | 20,833 | 19,842 | (5%) |
| 067 LIBRARY ZONE 7 | 341,943 | 392,603 | 363,910 | (7%) |
| 101 ROAD | 19,489,890 | 24,846,538 | 24,864,258 | 0% |
| 105 HOUSING REHABILITATION | 15,120 | 222,010 | 382,839 | 72% |
| 106 PUBLIC ARTS PROJECTS | 610,461 | 22,182 | 181,239 | 717% |
| 107 FAIRGROUNDS DEVELOPMENT PROJ | 327,917 | 1,734,695 | 1,908,537 | 10% |
| 110 MICRO-ENTERPRISE BUSINESS | 0 | 55,535 | 204,837 | 269% |
| 120 HOMEACRES LOAN PROGRAM | 867 | 1,096,928 | 1,080,456 | (2%) |
| 150 HUD | 2,222,193 | 2,169,602 | 3,922,757 | 81% |
| 152 IN HOME SUPP SVCS-PUBLIC AUTH | 2,836,588 | 2,789,445 | 2,753,453 | (1%) |
| 153 FIRST 5 SOLANO | 7,331,551 | 9,377,273 | 9,939,477 | 6% |
| 215 RECORDER SPECIAL REVENUE | 1,116,731 | 6,477,420 | 6,578,264 | 2% |
| 228 LIBRARY - FRIENDS & FOUNDATION | 115,841 | 273,361 | 236,361 | (14%) |
| 233 DISTRICT ATTORNEY SPECIAL REV | 648,295 | 1,080,628 | 1,514,029 | 40% |
| 238 SE VALLEJO REDEVELOPMENT SETT | 360,529 | 9,767 | 0 | (100%) |
| 239 TOBACCO SETTLEMENT | 2,982,265 | 2,945,000 | 380,242 | (87%) |
| 241 CIVIL PROCESSING FEES | 180,816 | 740,781 | 664,648 | (10%) |
| 249 HSS CAPITAL PROJECTS | 25,862,665 | 3,156,889 | 432,640 | (86%) |
| 253 SHERIFF'S ASSET SEIZURE | 49,940 | 152,419 | 169,375 | 11% |
| 256 SHERIFF OES | 1,373,520 | 1,661,528 | 1,902,804 | 15% |
| 263 CJ TEMP CONSTRUCTION | 403,017 | 2,632,287 | 743,781 | (72%) |
| 264 CRTHSE TEMP CONST | 402,768 | 1,221,095 | 1,069,375 | (12%) |
| 278 PUBLIC WORKS IMPROVEMENT | 24,804 | 311,777 | 98,713 | (68%) |
| 281 SURVEY MONUMENT PRESERVATION | 15,640 | 37,931 | 21,496 | (43%) |
| 296 PUBLIC FACILITIES FEES | 20,403,937 | 10,826,743 | 8,751,273 | (19%) |
| 301 GEN SVCS SPECIAL REVENUE | 3,685 | 13,557 | 12,024 | (11%) |
| 306 PENSION DEBT SERVICE | 12,989,764 | 8,284,941 | 9,490,549 | 15% |
| 307 JUVENILE HALL PROJECT | 67,267 | 0 | 0 | 0% |
| 323 COUNTY LOW/MOD HSNB SET ASIDE | 0 | 2,113,857 | 0 | (100%) |

State of California Schedule 7
Summary of Financing Uses by Function and Fund

| DESCRIPTION | 2009/10 ACTUAL | 2010/11 ADOPTED BUDGET | 2011/12 CAO RECOMMENDED | PERCENT CHANGE |
|------------------------------------|--------------------|------------------------------|-------------------------------|-------------------|
| 325 SHERIFF'S OFFICE GRANTS | 356,266 | 934,222 | 754,418 | (19%) |
| 326 SHERIFF - SPECIAL REVENUE | 970,510 | 1,950,248 | 1,084,120 | (44%) |
| 332 GOVERNMENT CENTER DEBT SERVICE | 7,952,386 | 7,944,345 | 7,973,762 | 0% |
| 334 H&SS SPH ADMIN/REFINANCE | 20,790,887 | 2,562,743 | 2,565,362 | 0% |
| 340 LOCAL LAW ENFORCE BLOCK GRANT | 8,669 | 62,956 | 13,000 | (79%) |
| 369 CHILD SUPPORT SERVICES | 11,732,108 | 12,461,460 | 12,456,981 | (0%) |
| 390 TOBACCO PREVENTION & EDUCATION | 187,151 | 243,423 | 255,408 | 5% |
| 900 PUBLIC SAFETY | 141,049,974 | 140,675,950 | 136,487,429 | (3%) |
| 901 SO CO CONSOLIDATED COURT | 291,757 | 216,930 | 256,824 | 18% |
| 902 HEALTH & SOCIAL SERVICES | 248,527,936 | 266,932,008 | 270,556,782 | 1% |
| 903 WORKFORCE INVESTMENT BOARD | 7,520,047 | 6,880,560 | 4,799,473 | (30%) |
| TOTAL FINANCING USES | 770,411,270 | 793,183,837 | 760,790,609 | (4%) |

**State of California Schedule 8
Detail of Financing Uses by Function, Activity and Budget Unit**

**COUNTY OF SOLANO
SCHEDULE 8
DETAIL OF FINANCING USES BY FUNCTION, ACTIVITY AND BUDGET UNIT
GOVERNMENTAL FUNDS
FOR THE FISCAL YEAR 2011/12**

| FUNCTION, ACTIVITY AND BUDGET UNIT | 2009/10 ACTUALS | 2010/11 ADOPTED BUDGET | 2011/12 CAO RECOMMENDED | PERCENT CHANGE |
|---|----------------------------|---------------------------------------|--|---------------------------|
| General Government | | | | |
| Legislative & Admin | | | | |
| 1001 BOS-DISTRICT 1 | 354,776 | 368,544 | 341,521 | (7%) |
| 1002 BOS-DISTRICT 2 | 349,156 | 357,769 | 338,854 | (5%) |
| 1003 BOS-DISTRICT 3 | 338,398 | 351,528 | 335,110 | (5%) |
| 1004 BOS-DISTRICT 4 | 339,423 | 359,897 | 338,899 | (6%) |
| 1005 BOS-DISTRICT 5 | 321,671 | 322,011 | 307,008 | (5%) |
| 1008 BOS-ADMINISTRATION | 108,413 | 133,077 | 126,387 | (5%) |
| 1100 ADMINISTRATION | 3,245,086 | 3,586,170 | 3,246,450 | (9%) |
| 1101 GENERAL REVENUE | 855,246 | 1,000,000 | 435,000 | (57%) |
| 1103 EMPLOYEE DEVELOP & RECOGNITION | 823,121 | 504,030 | 459,895 | (9%) |
| 1450 DELTA WATER ACTIVITIES | 189,534 | 256,866 | 275,608 | 7% |
| Total Legislative & Admin | 6,924,824 | 7,239,892 | 6,204,732 | (14%) |
| Finance | | | | |
| 1150 ASSESSOR | 5,654,856 | 6,554,284 | 6,284,721 | (4%) |
| 1200 AUDITOR-CONTROLLER | 3,720,828 | 3,975,955 | 3,954,430 | (1%) |
| 1300 TAX COLLECTOR/COUNTY CLERK | 2,107,367 | 2,315,235 | 2,072,986 | (10%) |
| 1350 TREASURER | 994,828 | 1,144,210 | 1,117,315 | (2%) |
| Total Finance | 12,477,880 | 13,989,684 | 13,429,452 | (4%) |
| Counsel | | | | |
| 1400 COUNTY COUNSEL | 3,237,889 | 3,169,450 | 3,261,169 | 3% |
| Total Counsel | 3,237,889 | 3,169,450 | 3,261,169 | 3% |
| Personnel | | | | |
| 1500 HUMAN RESOURCES | 2,188,399 | 2,763,880 | 2,881,056 | 4% |
| Total Personnel | 2,188,399 | 2,763,880 | 2,881,056 | 4% |
| Elections | | | | |
| 1550 REGISTRAR OF VOTERS | 3,489,348 | 3,301,611 | 4,239,609 | 28% |
| Total Elections | 3,489,348 | 3,301,611 | 4,239,609 | 28% |
| Property Management | | | | |
| 1642 REAL ESTATE SERVICES | 294,203 | 300,648 | 305,084 | 1% |
| 3001 GEN SVCS SPECIAL REVENUE FUND | 3,685 | 13,557 | 12,024 | (11%) |
| Total Property Management | 297,888 | 314,205 | 317,108 | 1% |

State of California Schedule 8
Detail of Financing Uses by Function, Activity and Budget Unit

| FUNCTION, ACTIVITY AND BUDGET UNIT | 2009/10 ACTUALS | 2010/11 ADOPTED BUDGET | 2011/12 CAO RECOMMENDED | PERCENT CHANGE |
|-------------------------------------|--------------------|------------------------------|-------------------------------|-------------------|
| Plant Acquisition | | | | |
| 1700 CAPITAL PROJECTS | 9,438,926 | 11,602,678 | 5,325,462 | (54%) |
| 1630 PUBLIC ART | 610,461 | 9,800 | 175,500 | 1691% |
| 1815 FAIRGROUNDS DEVELOPMENT PROJ | 327,917 | 1,734,695 | 1,908,537 | 10% |
| 2490 HSS CAPITAL PROJECTS | 25,862,665 | 3,156,889 | 419,640 | (87%) |
| 1760 PUBLIC FACILITIES FEES | 20,403,937 | 4,999,468 | 4,162,417 | (17%) |
| Total Plant Acquisition | 56,643,906 | 21,503,530 | 11,991,556 | (44%) |
| Promotion | | | | |
| 1750 PROMOTION | 464,767 | 451,175 | 200,100 | (56%) |
| Total Promotion | 464,767 | 451,175 | 200,100 | (56%) |
| Other General | | | | |
| 1117 GENERAL SERVICES | 15,133,481 | 15,278,985 | 14,370,271 | (6%) |
| 1903 GENERAL EXPENDITURES | 137,807,838 | 136,466,624 | 130,703,361 | (4%) |
| 1904 SURVEYOR/ENGINEER | 55,132 | 55,508 | 32,211 | (42%) |
| 1905 A87 - OFFSET | -3,087,091 | -3,377,759 | -2,720,799 | (19%) |
| 1906 GENERAL FUND-OTHER | 2,100,399 | 2,548,674 | 2,657,810 | 4% |
| 1950 SURVEY MONUMENT | 15,640 | 26,395 | 20,555 | (22%) |
| Total Other General | 152,025,399 | 150,998,427 | 145,063,409 | (4%) |
| Total General Government | 237,750,300 | 203,731,854 | 187,588,191 | (8%) |
| Public Protection | | | | |
| Plant Acquisition | | | | |
| 8012 JUVENILE HALL PROJ | 67,267 | 0 | 0 | 0% |
| Total Plant Acquisition | 67,267 | 0 | 0 | 0% |
| Judicial | | | | |
| 2400 GRAND JURY | 100,813 | 134,584 | 134,584 | 0% |
| 4100 DA SPECIAL REVENUE | 648,295 | 58,838 | 481,608 | 719% |
| 2480 DEPT OF CHILD SUPPORT SERVICES | 11,732,108 | 12,461,460 | 12,456,981 | (0%) |
| 6500 DISTRICT ATTORNEY | 19,940,447 | 19,203,351 | 18,084,553 | (6%) |
| 6530 PUBLIC DEFENDER | 10,724,778 | 9,943,205 | 9,941,333 | (0%) |
| 6540 CONFLICT PUBLIC DEFENDER | 2,573,848 | 2,807,370 | 3,043,920 | 8% |
| 6730 OTHER PUBLIC DEFENSE | 2,879,946 | 2,918,324 | 2,600,000 | (11%) |
| 6800 C M F CASES | 291,757 | 216,930 | 256,824 | 18% |
| Total Judicial | 48,891,992 | 47,744,062 | 46,999,803 | (2%) |
| Police Protection | | | | |
| 4110 CIVIL PROCESSING FEES | 180,816 | 324,111 | 301,080 | (7%) |
| 4120 SHERIFF ASSET SEIZURE | 49,940 | 311 | 801 | 158% |
| 2570 VALERO SETTLEMENT-SCRIP | 123,352 | 134,650 | 146,353 | 9% |
| 2590 HOMELAND SECURITY GRANT | 1,250,168 | 1,168,430 | 1,282,356 | 10% |

**State of California Schedule 8
Detail of Financing Uses by Function, Activity and Budget Unit**

| FUNCTION, ACTIVITY AND BUDGET UNIT | 2009/10 ACTUALS | 2010/11 ADOPTED BUDGET | 2011/12 CAO RECOMMENDED | PERCENT CHANGE |
|---|----------------------------|---------------------------------------|--|---------------------------|
| 3250 SHERIFF'S OFFICE GRANTS | 356,266 | 934,222 | 754,418 | (19%) |
| 4050 SHERIFF SPECIAL REVENUE | 970,510 | 930,410 | 682,708 | (27%) |
| 3440 LLEBG | 8,669 | 62,956 | 13,000 | (79%) |
| 6550 SHERIFF | 73,525,565 | 75,449,358 | 74,560,863 | (1%) |
| Total Police Protection | 76,465,286 | 79,004,448 | 77,741,579 | (2%) |
| Detention & Correct | | | | |
| 8035 JH REC HALL - WARD WELFARE | 36,166 | 20,000 | 2,177 | (89%) |
| 4130 CJ FAC TEMP CONST FUND | 403,017 | 2,162,128 | 237,263 | (89%) |
| 4140 CRTHSE TEMP CONST FUND | 402,768 | 408,515 | 407,204 | (0%) |
| 6650 PROBATION | 31,405,389 | 30,354,342 | 28,256,760 | (7%) |
| Total Detention & Correct | 32,247,341 | 32,944,985 | 28,903,404 | (12%) |
| Protection & Inspect | | | | |
| 2830 AGRICULTURAL COMMISSIONER | 2,712,607 | 2,748,372 | 2,662,064 | (3%) |
| 2850 ANIMAL CARE SERVICES | 2,252,653 | 2,456,802 | 2,529,656 | 3% |
| Total Protection & Inspect | 4,965,260 | 5,205,174 | 5,191,720 | (0%) |
| Other Protection | | | | |
| 2909 RECORDER | 1,596,601 | 1,678,284 | 1,640,978 | (2%) |
| 2910 RESOURCE MANAGEMENT | 9,990,104 | 9,635,544 | 10,917,047 | 13% |
| 2930 LAFCO | 197,072 | 0 | 0 | 0% |
| 5500 OFFICE OF FAMILY VIOLENCE PREV | 516,636 | 538,033 | 894,178 | 66% |
| 2950 FISH & WILDLIFE PROPAGATION | 106,446 | 417,273 | 702,201 | 68% |
| 8215 CDBG 99 | 12,050 | 10,422 | 80 | (99%) |
| 8216 CDBG 2000 | 45 | 509 | 96 | (81%) |
| 8217 2010 HOME | 0 | 0 | 104,213 | 0% |
| 8225 HOME INVESTMENT PARTNERSHIPS | 3,026 | 0 | 0 | 0% |
| 2110 MICRO-ENTERPRISE BUSINESS ACCT | 0 | 55,535 | 204,837 | 269% |
| 8220 HOMEACRES LOAN PROGRAM | 867 | 145,139 | 5,840 | (96%) |
| 1510 HOUSING AUTH OF SOLANO COUNTY | 2,222,193 | 2,169,602 | 3,922,757 | 81% |
| 4000 RECORDER SPECIAL REVENUE | 1,116,731 | 620,470 | 940,285 | 52% |
| 2380 SE VALLEJO REDEVELOPMENT SETT | 360,529 | 0 | 0 | 0% |
| Total Other Protection | 16,122,298 | 15,270,811 | 19,332,512 | 27% |
| Total Public Protection | 178,759,444 | 180,169,480 | 178,169,018 | (1%) |
| Public Ways & Fac | | | | |
| Public Ways | | | | |
| 3010 TRANSPORTATION DEPARTMENT | 17,478,411 | 18,305,174 | 19,745,631 | 8% |
| 3030 REGIONAL TRANSPORTATION PROJ | 2,011,479 | 138,425 | 100,000 | (28%) |
| 3020 PUBLIC WORKS IMPROVEMENT | 24,804 | 126,000 | 75,000 | (40%) |
| Total Public Ways | 19,514,694 | 18,569,599 | 19,920,631 | 7% |
| Total Public Ways & Fac | 19,514,694 | 18,569,599 | 19,920,631 | 7% |

State of California Schedule 8
Detail of Financing Uses by Function, Activity and Budget Unit

| FUNCTION, ACTIVITY AND BUDGET UNIT | 2009/10 ACTUALS | 2010/11 ADOPTED BUDGET | 2011/12 CAO RECOMMENDED | PERCENT CHANGE |
|--------------------------------------|--------------------|------------------------------|-------------------------------|-------------------|
| Health & Sanitation | | | | |
| Health | | | | |
| 1520 IN HOME SUPP SVCS-PUBLIC AUTH | 2,836,588 | 2,789,445 | 2,753,453 | (1%) |
| 1530 FIRST 5 SOLANO | 7,331,551 | 9,377,273 | 9,100,235 | (3%) |
| 2390 TOBACCO SETTLEMENT | 2,982,265 | 2,945,000 | 380,242 | (87%) |
| 7950 TOBACCO PREVENTION & EDUCATION | 187,151 | 190,000 | 201,985 | 6% |
| 7690 IN-HOME SUPPORTIVE SERVICES PA | 566,436 | 565,599 | 553,412 | (2%) |
| 7780 BEHAVIORAL HEALTH | 54,618,698 | 59,320,399 | 56,842,595 | (4%) |
| 7880 HEALTH SERVICES | 45,489,449 | 51,027,156 | 52,746,814 | 3% |
| Total Health | 114,012,139 | 126,214,872 | 122,578,736 | (3%) |
| Total Health & Sanitation | 114,012,139 | 126,214,872 | 122,578,736 | (3%) |
| Public Assistance | | | | |
| Administration | | | | |
| 7501 ADMINISTRATION DIVISION | 4,373,249 | 4,229,185 | 5,201,524 | 23% |
| 7680 SOCIAL SERVICES DEPARTMENT | 79,756,636 | 88,611,015 | 86,010,935 | (3%) |
| 7900 ASSISTANCE PROGRAMS | 63,723,467 | 63,178,654 | 69,201,502 | 10% |
| Total Administration | 147,853,352 | 156,018,854 | 160,413,961 | 3% |
| General Relief | | | | |
| 5460 IND BURIAL VETS CEM CARE | 12,832 | 21,150 | 20,986 | (1%) |
| Total General Relief | 12,832 | 21,150 | 20,986 | (1%) |
| Veterans' Services | | | | |
| 5800 VETERANS SERVICE | 615,228 | 574,893 | 571,408 | (1%) |
| Total Veterans' Services | 615,228 | 574,893 | 571,408 | (1%) |
| Other Assistance | | | | |
| 7200 WORKFORCE INVESTMENT BOARD | 7,520,047 | 6,880,560 | 4,799,473 | (30%) |
| Total Other Assistance | 7,520,047 | 6,880,560 | 4,799,473 | (30%) |
| Total Public Assistance | 156,001,459 | 163,495,457 | 165,805,828 | 1% |
| Education | | | | |
| Library Services | | | | |
| 6300 LIBRARY | 19,436,542 | 21,399,488 | 18,686,786 | (13%) |
| 6150 LIBRARY ZONE 1 | 946,614 | 938,382 | 896,046 | (5%) |
| 6180 LIBRARY ZONE 2 | 30,515 | 31,029 | 29,411 | (5%) |
| 6166 LIBRARY ZONE 6 | 14,132 | 15,056 | 14,065 | (7%) |
| 6167 LIBRARY ZONE 7 | 341,943 | 340,885 | 312,192 | (8%) |
| 2280 LIBRARY - FRIENDS & FOUNDATION | 115,841 | 174,100 | 137,100 | (21%) |
| Total Library Services | 20,885,586 | 22,898,940 | 20,075,600 | (12%) |

**State of California Schedule 8
Detail of Financing Uses by Function, Activity and Budget Unit**

| FUNCTION, ACTIVITY AND BUDGET UNIT | 2009/10 ACTUALS | 2010/11 ADOPTED BUDGET | 2011/12 CAO RECOMMENDED | PERCENT CHANGE |
|---|----------------------------|---------------------------------------|--|---------------------------|
| Agricultural Education | | | | |
| 6200 COOPERATIVE EXT SVCE | 313,800 | 322,339 | 306,333 | (5%) |
| Total Agricultural Education | 313,800 | 322,339 | 306,333 | (5%) |
| Total Education | 21,199,386 | 23,221,279 | 20,381,933 | (12%) |
| Rec & Cultural Services | | | | |
| Recreation Facility | | | | |
| 7000 PARKS & RECREATION | 1,440,810 | 1,477,115 | 1,244,537 | (16%) |
| Total Recreation Facility | 1,440,810 | 1,477,115 | 1,244,537 | (16%) |
| Total Rec & Cultural Services | 1,440,810 | 1,477,115 | 1,244,537 | (16%) |
| Debt Service | | | | |
| Retire-Long Term Debt | | | | |
| 8006 PENSION DEBT SERVICE | 12,989,764 | 8,284,941 | 9,490,549 | 15% |
| 8032 2002 CERTIFICATES OF PARTICIPA | 3,146,611 | 3,138,614 | 3,157,790 | 1% |
| 8037 2007 CERTIFICATES OF PARTICIPA | 4,805,775 | 4,805,731 | 4,815,972 | 0% |
| 8034 HSS ADMIN/REFINANCE SPHF | 20,790,887 | 2,519,594 | 2,565,362 | 2% |
| Total Retire-Long Term Debt | 41,733,038 | 18,748,880 | 20,029,673 | 7% |
| Total Debt Service | 41,733,038 | 18,748,880 | 20,029,673 | 7% |
| GRAND TOTAL FINANCING USES BY FUNCTION | 770,411,270 | 735,628,536 | 715,718,547 | (3%) |

**State of California
General Fund Financing Sources and Uses**

**COUNTY OF SOLANO
STATE OF CALIFORNIA
GENERAL FUND FINANCING SOURCES AND USES
FOR THE FISCAL YEAR 2011/12**

| FINANCING SOURCES AND USES CLASSIFICATION | 2010/11 ADOPTED BUDGET | 2011/12 CAO RECOMMENDED BUDGET | DIFFERENCE | PERCENT CHANGE |
|--|------------------------------|---|------------------------|-------------------|
| FINANCING SOURCES | | | | |
| Taxes | 99,396,349 | 101,287,571 | 1,891,222 | 2% |
| Licenses, Permits & Franchise | 5,845,631 | 5,868,489 | 22,858 | 0% |
| Fines, Forfeitures, & Penalty | 1,868,500 | 1,612,000 | (256,500) | (14%) |
| Revenue From Use of Money/Prop | 1,927,338 | 1,138,990 | (788,348) | (41%) |
| Intergovernmental Rev State | 4,113,131 | 4,169,380 | 56,249 | 1% |
| Intergovernmental Rev Federal | 41,000 | 513,297 | 472,297 | 1152% |
| Intergovernmental Rev Other | 19,543,642 | 18,473,440 | (1,070,202) | (5%) |
| Charges For Services | 40,876,985 | 33,685,020 | (7,191,965) | (18%) |
| Misc Revenue | 7,315,401 | 8,705,463 | 1,390,062 | 19% |
| Other Financing Sources | 106,765 | 108,457 | 1,692 | 2% |
| Residual Equity Transfers | 4,708 | 0 | (4,708) | (100%) |
| From Reserve | 7,309,500 | 6,960,000 | (349,500) | (5%) |
| TOTAL FINANCING SOURCES | 188,348,950 | 182,522,107 | (5,826,843) | (3%) |
| FINANCING USES | | | | |
| Salaries and Employee Benefits | 39,479,879 | 39,092,074 | (387,805) | (1%) |
| Services and Supplies | 19,691,234 | 21,209,690 | 1,518,456 | 8% |
| Other Charges | 12,949,769 | 12,008,082 | (941,687) | (7%) |
| F/A Equipment | 80,757 | 46,172 | (34,585) | (43%) |
| Other Financing Uses | 128,052,458 | 122,884,522 | (5,167,936) | (4%) |
| Intra-Fund Transfers | 44,276 | 750 | (43,526) | (98%) |
| Contingencies and Reserves | 28,024,329 | 20,000,000 | (8,024,329) | (29%) |
| TOTAL FINANCING USES | 228,322,702 | 215,241,290 | (13,081,412) | (6%) |
| NET COUNTY COST | 39,973,752 | 32,719,183 | (7,254,569) | (18%) |

**State of California
Governmental Funds Financing Sources and Uses**

**COUNTY OF SOLANO
STATE OF CALIFORNIA
GOVERNMENTAL FUNDS FINANCING SOURCES AND USES
FOR THE FISCAL YEAR 2011/12**

| FINANCING SOURCES AND USES CLASSIFICATION | 2010/11 ADOPTED BUDGET | 2011/12 CAO RECOMMENDED BUDGET | DIFFERENCE | PERCENT CHANGE |
|--|---------------------------------------|---|---------------------|---------------------------|
| FINANCING SOURCES | | | | |
| Taxes | 111,735,328 | 113,314,413 | 1,579,085 | 1% |
| Licenses, Permits & Franchise | 6,167,629 | 6,322,489 | 154,860 | 3% |
| Fines, Forfeitures, & Penalty | 4,361,899 | 4,030,269 | (331,630) | (8%) |
| Revenue From Use of Money/Prop | 3,448,496 | 2,021,799 | (1,426,697) | (41%) |
| Intergovernmental Rev State | 183,100,976 | 182,782,680 | (318,296) | (0%) |
| Intergovernmental Rev Federal | 114,147,757 | 111,251,680 | (2,896,077) | (3%) |
| Intergovernmental Rev Other | 24,828,345 | 21,006,904 | (3,821,441) | (15%) |
| Charges For Services | 89,250,215 | 86,386,530 | (2,863,685) | (3%) |
| Misc Revenue | 11,103,339 | 12,387,220 | 1,283,881 | 12% |
| Other Financing Sources | 45,804,617 | 36,831,451 | (8,973,166) | (20%) |
| General Fund Contribution | 123,917,156 | 117,835,820 | (6,081,336) | (5%) |
| Residual Equity Transfers | 4,708 | 0 | (4,708) | (100%) |
| From Reserve | 8,908,859 | 12,099,193 | 3,190,334 | 36% |
| TOTAL FINANCING SOURCES | 726,779,324 | 706,270,448 | (20,508,876) | (3%) |
| FINANCING USES | | | | |
| Salaries and Employee Benefits | 279,288,574 | 274,366,267 | (4,922,307) | (2%) |
| Services and Supplies | 103,268,944 | 98,384,704 | (4,884,240) | (5%) |
| Other Charges | 182,301,006 | 182,930,946 | 629,940 | 0% |
| F/A Land | 0 | 85,000 | 85,000 | 0% |
| F/A Bldgs and Imprmts | 13,904,004 | 11,090,378 | (2,813,626) | (20%) |
| F/A Equipment | 1,672,065 | 1,408,949 | (263,116) | (16%) |
| F/A ARTWORK | 0 | 175,500 | 175,500 | 0% |
| F/A - INTANGIBLES | 0 | 2,123,763 | 2,123,763 | 0% |
| Other Financing Uses | 155,156,515 | 145,152,290 | (10,004,225) | (6%) |
| Residual Equity Transfers | 4,708 | 0 | (4,708) | (100%) |
| Intra-Fund Transfers | 32,720 | 750 | (31,970) | (98%) |
| Contingencies and Reserves | 57,551,026 | 45,072,062 | (12,478,964) | (22%) |
| TOTAL FINANCING USES | 793,179,562 | 760,790,609 | (32,388,953) | (4%) |
| NET COUNTY COST | 66,400,238 | 54,520,161 | (11,880,077) | (18%) |

**COUNTY OF SOLANO
OPERATING TRANSFERS OUT/IN
FOR FISCAL YEAR 2011/12
RECOMMENDED BUDGET**

| FUND AND DEPARTMENT | OPERATING TRANSFERS OUT | OPERATING TRANSFERS IN |
|---------------------------------------|-------------------------------|------------------------------|
| 001 - GENERAL FUND | | |
| 1001 - BOS-DISTRICT 1 | 11,081 | 0 |
| 1002 - BOS-DISTRICT 2 | 10,628 | 0 |
| 1003 - BOS-DISTRICT 3 | 10,982 | 0 |
| 1004 - BOS-DISTRICT 4 | 10,774 | 0 |
| 1005 - BOS-DISTRICT 5 | 10,466 | 0 |
| 1100 - ADMINISTRATION | 119,690 | 0 |
| 1103 - EMPLOYEE DEVELOP & RECOGNITION | 9,637 | 0 |
| 1117 - GENERAL SERVICES | 297,438 | 0 |
| 1150 - ASSESSOR | 152,004 | 0 |
| 1200 - AUDITOR-CONTROLLER | 142,947 | 0 |
| 1300 - TAX COLLECTOR/COUNTY CLERK | 39,968 | 0 |
| 1350 - TREASURER | 16,141 | 0 |
| 1400 - COUNTY COUNSEL | 131,845 | 0 |
| 1450 - DELTA WATER ACTIVITIES | 5,557 | 0 |
| 1500 - HUMAN RESOURCES | 90,597 | 0 |
| 1550 - REGISTRAR OF VOTERS | 45,565 | 0 |
| 1642 - REAL ESTATE SERVICES | 9,407 | 0 |
| 1750 - PROMOTION | 0 | 10,465 |
| 1903 - GENERAL EXPENDITURES | 118,619,820 | 44,492 |
| 1906 - GENERAL FUND-OTHER | 2,657,810 | 0 |
| 2830 - AGRICULTURAL COMMISSIONER | 81,315 | 0 |
| 2850 - ANIMAL CARE SERVICES | 55,169 | 0 |
| 2909 - RECORDER | 55,522 | 0 |
| 2910 - RESOURCE MANAGEMENT | 250,151 | 0 |
| 5500 - OFFICE OF FAMILY VIOLENCE PREV | 24,098 | 0 |
| 5800 - VETERANS SERVICE | 16,311 | 0 |
| 6200 - COOPERATIVE EXT SVCE | 9,599 | 0 |
| FUND TOTAL | 122,884,522 | 54,957 |
| 004 - COUNTY LIBRARY | | |
| 6300 - LIBRARY | 972,274 | 2,206,481 |
| FUND TOTAL | 972,274 | 2,206,481 |
| 006 - CAPITAL OUTLAY | | |
| 1700 - CAPITAL PROJECTS | 900,000 | 1,528,964 |
| FUND TOTAL | 900,000 | 1,528,964 |
| 016 - PARKS AND RECREATION | | |
| 7000 - PARKS & RECREATION | 24,222 | 233,841 |
| FUND TOTAL | 24,222 | 233,841 |

County of Solano
Operating Transfers Out/In

| FUND AND DEPARTMENT | OPERATING TRANSFERS OUT | OPERATING TRANSFERS IN |
|--|--|---------------------------------------|
| 031 - FOUTS SPRINGS YOUTH FACILITY | | |
| 2801 - FOUTS SPRINGS RANCH | 118,012 | 0 |
| FUND TOTAL | 118,012 | 0 |
| 034 - FLEET MANAGEMENT | | |
| 3100 - FLEET MANAGEMENT | 37,093 | 0 |
| FUND TOTAL | 37,093 | 0 |
| 036 - LIBRARY ZONE 1 | | |
| 6150 - LIBRARY ZONE 1 | 872,649 | 0 |
| FUND TOTAL | 872,649 | 0 |
| 037 - LIBRARY ZONE 2 | | |
| 6180 - LIBRARY ZONE 2 | 28,432 | 0 |
| FUND TOTAL | 28,432 | 0 |
| 047 - AIRPORT ENTERPRISE | | |
| 9000 - AIRPORT | 13,321 | 0 |
| FUND TOTAL | 13,321 | 0 |
| 060 - RISK MANAGEMENT | | |
| 1830 - RISK MANAGEMENT | 30,623 | 0 |
| FUND TOTAL | 30,623 | 0 |
| 066 - LIBRARY ZONE 6 | | |
| 6166 - LIBRARY ZONE 6 | 13,295 | 0 |
| FUND TOTAL | 13,295 | 0 |
| 067 - LIBRARY ZONE 7 | | |
| 6167 - LIBRARY ZONE 7 | 300,411 | 0 |
| FUND TOTAL | 300,411 | 0 |
| 101 - ROAD | | |
| 3010 - TRANSPORTATION DEPARTMENT | 444,655 | 70,000 |
| FUND TOTAL | 444,655 | 70,000 |
| 106 - PUBLIC ARTS PROJECTS | | |
| 1630 - PUBLIC ART | 0 | 175,500 |
| FUND TOTAL | 0 | 175,500 |
| 110 - MICRO-ENTERPRISE BUSINESS | | |
| 2110 - MICRO-ENTERPRISE BUSINESS ACCT | 10,465 | 0 |
| FUND TOTAL | 10,465 | 0 |
| 152 - IN HOME SUPP SVCS-PUBLIC AUTH | | |
| 1520 - IN HOME SUPP SVCS-PUBLIC AUTH | 553,412 | 562,930 |
| FUND TOTAL | 553,412 | 562,930 |
| 153 - FIRST 5 SOLANO | | |
| 1530 - FIRST 5 SOLANO | 45,504 | 0 |
| FUND TOTAL | 45,504 | 0 |

**County of Solano
Operating Transfers Out/In**

| FUND AND DEPARTMENT | OPERATING TRANSFERS OUT | OPERATING TRANSFERS IN |
|--|-------------------------------|------------------------------|
| 215 - RECORDER SPECIAL REVENUE | | |
| 4000 - RECORDER SPECIAL REVENUE | 203,881 | 0 |
| FUND TOTAL | 203,881 | 0 |
| 233 - DISTRICT ATTORNEY SPECIAL REV | | |
| 4100 - DA SPECIAL REVENUE | 424,338 | 0 |
| FUND TOTAL | 424,338 | 0 |
| 239 - TOBACCO SETTLEMENT | | |
| 2390 - TOBACCO SETTLEMENT | 380,242 | 0 |
| FUND TOTAL | 380,242 | 0 |
| 241 - CIVIL PROCESSING FEES | | |
| 4110 - CIVIL PROCESSING FEES | 301,080 | 0 |
| FUND TOTAL | 301,080 | 0 |
| 249 - HSS CAPITAL PROJECTS | | |
| 2490 - HSS CAPITAL PROJECTS | 175,500 | 244,743 |
| FUND TOTAL | 175,500 | 244,743 |
| 256 - SHERIFF OES | | |
| 2570 - VALERO SETTLEMENT-SCRIP | 146,353 | 0 |
| FUND TOTAL | 146,353 | 0 |
| 263 - CJ TEMP CONSTRUCTION | | |
| 4130 - CJ FAC TEMP CONST FUND | 220,000 | 0 |
| FUND TOTAL | 220,000 | 0 |
| 264 - CRTHSE TEMP CONST | | |
| 4140 - CRTHSE TEMP CONST FUND | 397,697 | 0 |
| FUND TOTAL | 397,697 | 0 |
| 278 - PUBLIC WORKS IMPROVEMENT | | |
| 3020 - PUBLIC WORKS IMPROVEMENT | 70,000 | 0 |
| FUND TOTAL | 70,000 | 0 |
| 296 - PUBLIC FACILITIES FEES | | |
| 1760 - PUBLIC FACILITIES FEES | 3,257,630 | 0 |
| FUND TOTAL | 3,257,630 | 0 |
| 306 - PENSION DEBT SERVICE | | |
| 8006 - PENSION DEBT SERVICE | 0 | 12,107,760 |
| FUND TOTAL | 0 | 12,107,760 |
| 325 - SHERIFF'S OFFICE GRANTS | | |
| 3250 - SHERIFF'S OFFICE GRANTS | 4,029 | 0 |
| FUND TOTAL | 4,029 | 0 |
| 326 - SHERIFF - SPECIAL REVENUE | | |
| 4050 - SHERIFF SPECIAL REVENUE | 678,550 | 0 |
| FUND TOTAL | 678,550 | 0 |

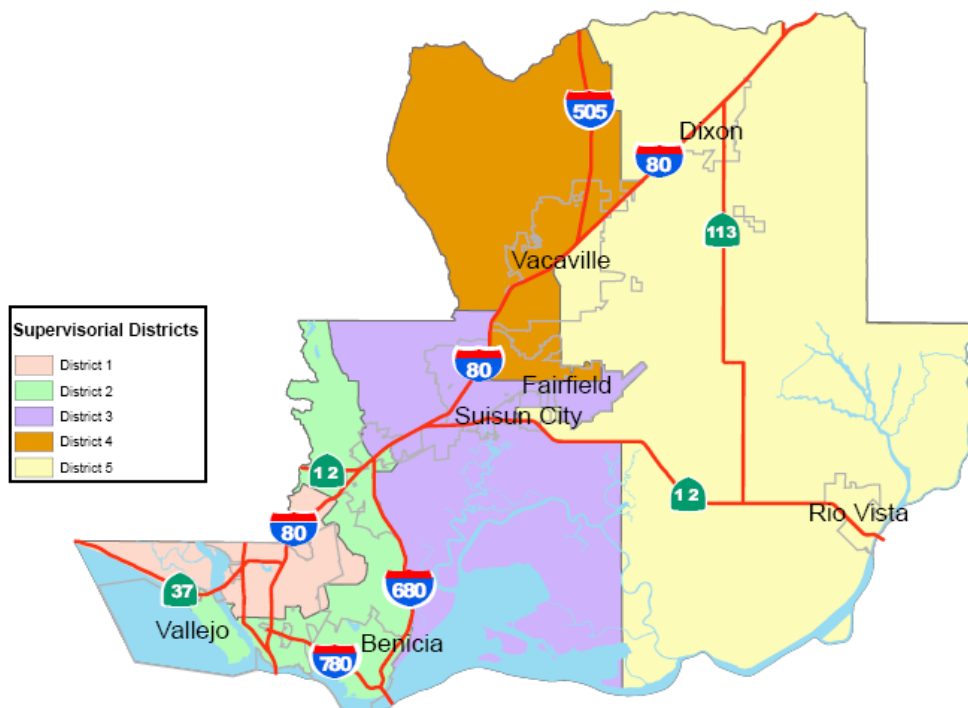
**County of Solano
Operating Transfers Out/In**

| FUND AND DEPARTMENT | OPERATING TRANSFERS OUT | OPERATING TRANSFERS IN |
|---|--|---------------------------------------|
| 332 - GOVERNMENT CENTER DEBT SERVICE | | |
| 8032 - 2002 CERTIFICATES OF PARTICIPA | 0 | 3,156,490 |
| 8037 - 2007 CERTIFICATES OF PARTICIPA | 0 | 2,995,760 |
| FUND TOTAL | 0 | 6,152,250 |
| 334 - H&SS SPH ADMIN/REFINANCE | | |
| 8034 - HSS ADMIN/REFINANCE SPHF | 0 | 2,564,960 |
| FUND TOTAL | 0 | 2,564,960 |
| 340 - LOCAL LAW ENFORCE BLOCK GRANT | | |
| 3440 - LLEBG | 13,000 | 0 |
| FUND TOTAL | 13,000 | 0 |
| 369 - CHILD SUPPORT SERVICES | | |
| 2480 - DEPT OF CHILD SUPPORT SERVICES | 426,641 | 0 |
| FUND TOTAL | 426,641 | 0 |
| 370 - DEPARTMENT OF INFO TECHNOLOGY | | |
| 1870 - DEPARTMENT OF INFO TECHNOLOGY | 241,929 | 0 |
| FUND TOTAL | 241,929 | 0 |
| 390 - TOBACCO PREVENTION & EDUCATION | | |
| 7950 - TOBACCO PREVENTION & EDUCATION | 169,902 | 0 |
| FUND TOTAL | 169,902 | 0 |
| 404 - REPROGRAPHICS | | |
| 1901 - REPROGRAPHICS | 3,194 | 0 |
| FUND TOTAL | 3,194 | 0 |
| 900 - PUBLIC SAFETY | | |
| 6500 - DISTRICT ATTORNEY | 611,205 | 10,978,972 |
| 6530 - PUBLIC DEFENDER | 369,544 | 9,600,747 |
| 6540 - CONFLICT PUBLIC DEFENDER | 118,032 | 2,956,908 |
| 6550 - SHERIFF | 2,125,419 | 45,468,945 |
| 6650 - PROBATION | 774,804 | 20,742,420 |
| 6730 - OTHER PUBLIC DEFENSE | 0 | 2,600,000 |
| FUND TOTAL | 3,999,004 | 92,347,992 |
| 902 - HEALTH & SOCIAL SERVICES | | |
| 7501 - ADMINISTRATION DIVISION | 2,235,059 | 2,358,533 |
| 7680 - SOCIAL SERVICES DEPARTMENT | 2,524,917 | 6,882,250 |
| 7690 - IN-HOME SUPPORTIVE SERVICES PA | 21,385 | 553,412 |
| 7780 - BEHAVIORAL HEALTH | 1,032,659 | 3,687,654 |
| 7880 - HEALTH SERVICES | 1,420,582 | 2,885,608 |
| 7900 - ASSISTANCE PROGRAMS | 0 | 10,978,627 |
| FUND TOTAL | 7,234,602 | 27,346,084 |
| TOTAL | 145,596,462 | 145,596,462 |

Board of Supervisors



County of Solano



STATEMENT OF PURPOSE

Solano County is a political subdivision of the State of California, established pursuant to Article XI of the State Constitution and vested with the powers necessary to provide for the health and welfare of the people within its borders. The Solano County Strategic Plan is the agreed-upon framework utilized by the Board to guide County staff to fulfill the County's mission.

The Board of Supervisors (Board) serves as the County's Governing Body and sets policies for County Government, subject to changing demands and expectations. During FY2010/11, all five Board Members participated in five budget workshops. The workshops offered Board members, County staff, organizations closely associated with County business and the general public with the opportunity to express needs, concerns and priorities. The tenor of testimony consistently expressed concerns over the local economy, jobs, education, public safety, public assistance and the County's resources.

The Board approves and sets priorities for a yearly balanced budget for all operations of County government, including general government, public protection, public assistance, health and sanitation, as well as education and recreation. To provide these service needs, the County's budget is linked to the State and Federal budgets as well as the nation's economy.

Since the Fall of 2008, the Board's primary focus has been planning to meet the County's operational requirements with a declining, but still balanced budget. In FY2011/12, the Board will face many challenges, working to reduce structural deficits created by the recent economic downturn while providing for essential service and operational needs of the citizens of the county. The Supervisors are committed to remaining fiscally prudent while working to develop policies and programs that will restore the Solano economy.

The Board's responsibilities include:

- Approve a balanced County budget for all operations of County government, including general government, public protection, public assistance, health and sanitation, and education and recreation.
- Enact ordinances and resolutions which may apply to the entire county or only to unincorporated areas (not under the jurisdiction of a city or town).
- Determine land use zoning and policy for the unincorporated area of the county through the preparation and implementation of the County's General Plan and enabling ordinances.
- Establish salary and benefits for employees.
- Approve additions/deletions to the County's position allocation list.
- Direct and control litigation.
- Approve contracts and appropriate funds.
- Acquire and sell property.
- Act as the final arbiter of decisions made by commissions appointed by and serving the Board (generally involves land use planning issues).
- Represent the County on other county, regional and state boards and commissions.

| Budget Summary: | |
|--|---------|
| FY2010/11 Third Quarter Projection: | 352,761 |
| FY2011/12 Recommended: | 341,521 |
| County General Fund Contribution: | 341,521 |
| Percent County General Fund Supported: | 100% |
| Total Employees (FTEs): | 2.0 |

FUNCTION AND RESPONSIBILITIES

The District 1 Supervisor represents citizens residing within the northern half of the City of Vallejo, and maintains an office at the County Government Center at 675 Texas Street in Fairfield, and a small satellite office at 355 Tuolumne Street in Vallejo. The District 1 Supervisor’s Office budget provides for the expenditures of the elected Supervisor and one staff position.

SIGNIFICANT CHALLENGES AND ACCOMPLISHMENTS

With the existing financial crisis telescoping into the future, provision of services to Solano County residents have become difficult, if not impossible to provide. Budget reductions have been accomplished primarily by reducing or eliminating services, and, therefore employees. In spite of this, Supervisor Kondylis sees three ongoing bright lights on the horizon:

- The progress gained in the establishment of a Family Justice Center that will provide a means for victims of violence to seek and receive comprehensive services at a single location.
- The establishment of County Clinics as Federally Qualified Health Care facilities, which will allow Solano County to provide health care in a more cost-effective manner.
- Integration of Mental Health and Public Health bureaus in order to treat the “whole” person.

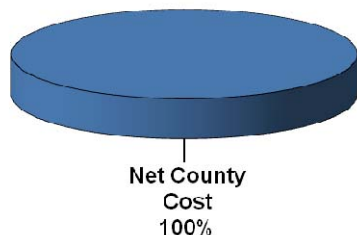
DEPARTMENTAL BUDGET SUMMARY

The Recommended Budget represents an overall decrease of \$27,023, or 7.3%, in expenditures, when compared to the FY2010/11 Adopted Budget. As a result, the First District’s Net County Cost is decreased by \$27,023.

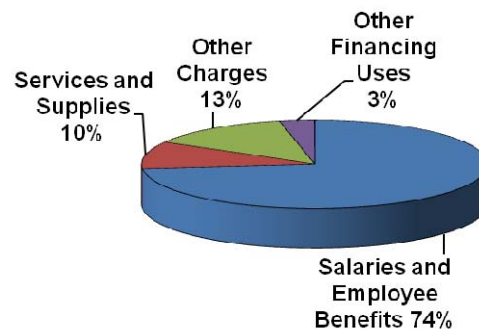
DEPARTMENT COMMENTS

The biggest challenge for Supervisor Kondylis will be to ensure that cuts to services and positions, which may be necessary to balance the County budget, are planned in an equitable manner and minimizes impacts to the people who are dependent upon them, especially the very young, the very old, and the disabled.

SOURCE OF FUNDS



USE OF FUNDS



| DETAIL BY REVENUE CATEGORY AND APPROPRIATION CATEGORY | 2009/10 ACTUALS | 2010/11 ADOPTED BUDGET | 2011/12 CAO RECOMMENDED | FROM ADOPTED TO RECOMMENDED | PERCENT CHANGE |
|---|--------------------|------------------------------|-------------------------------|-----------------------------------|-------------------|
| APPROPRIATIONS | | | | | |
| Salaries and Employee Benefits | 246,046 | 248,408 | 250,779 | 2,371 | 1% |
| Services and Supplies | 41,042 | 45,891 | 33,859 | (12,032) | (26%) |
| Other Charges | 60,717 | 63,963 | 45,667 | (18,296) | (29%) |
| Other Financing Uses | 6,898 | 10,282 | 11,081 | 799 | 8% |
| Intra-Fund Transfers | 73 | 0 | 135 | 135 | 0% |
| TOTAL APPROPRIATIONS | 354,776 | 368,544 | 341,521 | (27,023) | (7%) |
| NET COUNTY COST | 354,776 | 368,544 | 341,521 | (27,023) | (7%) |

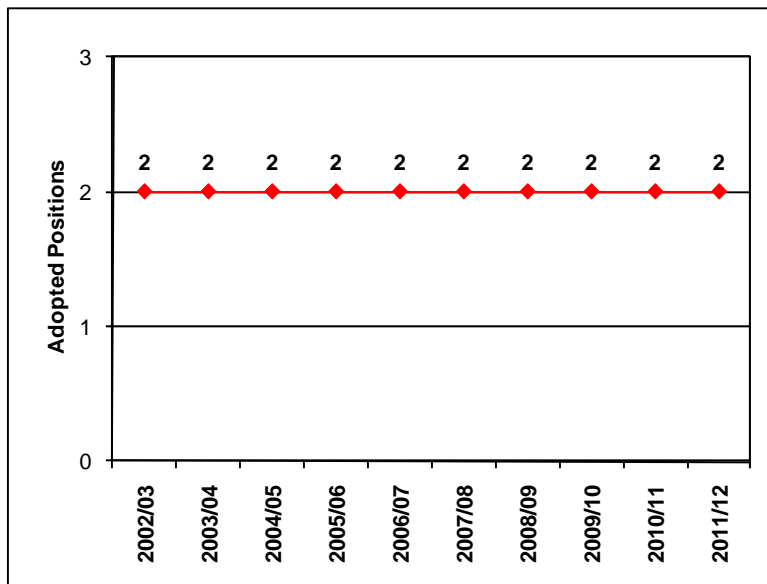
SUMMARY OF SIGNIFICANT ADJUSTMENTS

None.

SUMMARY OF POSITION CHANGES

There are no changes in position allocation.

STAFFING TREND



PENDING ISSUES AND POLICY CONSIDERATIONS

There are no pending issues or policy considerations at this time.

| Budget Summary: | |
|--|---------|
| FY2010/11 Third Quarter Projection: | 357,769 |
| FY2011/12 Recommended: | 338,854 |
| County General Fund Contribution: | 338,854 |
| Percent County General Fund Supported: | 100.0% |
| Total Employees (FTEs): | 2.0 |

FUNCTION AND RESPONSIBILITIES

The District 2 Supervisor represents citizens residing within the City of Benicia, approximately one half of the City of Vallejo in the southern section, Cordelia and Green Valley, and maintains an office at the County Government Center at 675 Texas Street in Fairfield. The District 2 Supervisor’s Office budget provides for the expenditures of the elected Supervisor and two half-time staff positions.

SIGNIFICANT CHALLENGES AND ACCOMPLISHMENTS

Supervisor Seifert represented the Board on 25 County and regional boards and commissions, including the First 5 Solano, Partnership Health Plan, Yolo Solano Air Quality Management District, Solano Land Trust, and the Solid Waste Independent Hearing Panel. Several FY2010/11 highlights include:

- Advocated for cost-saving measures that would preserve jobs and services for county residents during five open public budget hearings; sat in on labor negotiations representing the Board and advocated to retain as many jobs as possible while reducing the County’s \$18 million budget structural deficit.
- Lobbied and testified at the State level against the Governor’s proposals in FY2010/11 to cut Child Welfare Services that protect the most vulnerable children and the First 5 funds that supports children ages 0 – 5 and their families.
- Lobbied at the Federal level to bring ship dismantling to the Mare Island Shipyard in Vallejo and eliminate the environmental impacts of transporting ships from the Suisun Bay Reserve Fleet to other parts of the country, and to include Benicia and Vallejo waterfronts in a Delta National Heritage Area.
- Supported efforts of the Solano Land Trust, Green Valley Landowners Association and others to preserve lands in Solano County and to provide for agricultural, and park and natural recreational community resources.
- Held a second Veterans’ Forum in the District to provide area veterans an opportunity to connect with other veterans to obtain information about veteran services and benefits, and to have their questions addressed.

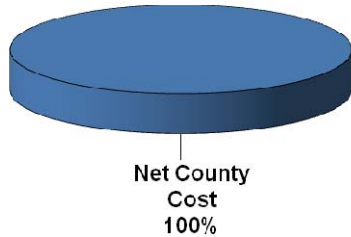
DEPARTMENTAL BUDGET SUMMARY

The Recommended Budget represents an overall decrease of \$18,915, or 5.3%, in expenditures, when compared to the FY2010/11 Adopted Budget. As a result, the Second District’s Net County Cost is correspondingly decreased by \$18,915.

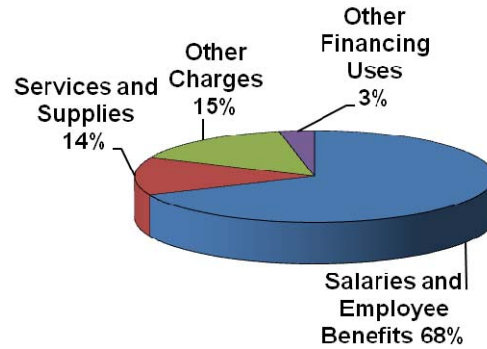
DEPARTMENT COMMENTS

None.

SOURCE OF FUNDS



USE OF FUNDS



| DETAIL BY REVENUE CATEGORY AND APPROPRIATION CATEGORY | 2009/10 ACTUALS | 2010/11 ADOPTED BUDGET | 2011/12 CAO RECOMMENDED | FROM ADOPTED TO RECOMMENDED | PERCENT CHANGE |
|---|--------------------|------------------------------|-------------------------------|-----------------------------------|-------------------|
| APPROPRIATIONS | | | | | |
| Salaries and Employee Benefits | 229,777 | 228,769 | 231,717 | 2,948 | 1% |
| Services and Supplies | 50,996 | 47,881 | 45,407 | (2,474) | (5%) |
| Other Charges | 61,480 | 71,267 | 51,102 | (20,165) | (28%) |
| Other Financing Uses | 6,668 | 9,852 | 10,628 | 776 | 8% |
| Intra-Fund Transfers | 235 | 0 | 0 | 0 | 0% |
| TOTAL APPROPRIATIONS | 349,156 | 357,769 | 338,854 | (18,915) | (5%) |
| NET COUNTY COST | 349,156 | 357,769 | 338,854 | (18,915) | (5%) |

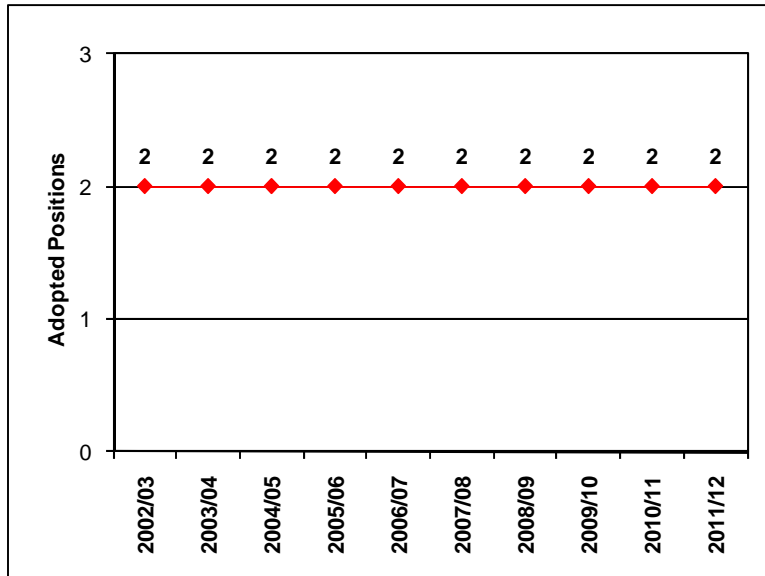
SUMMARY OF SIGNIFICANT ADJUSTMENTS

None.

SUMMARY OF POSITION CHANGES

There are no changes in position allocation.

STAFFING TREND



PENDING ISSUES AND POLICY CONSIDERATIONS

There are no pending issues or policy considerations at this time.

| Budget Summary: | |
|--|---------|
| FY2010/11 Third Quarter Projection: | 349,928 |
| FY2011/12 Recommended: | 335,110 |
| County General Fund Contribution: | 335,110 |
| Percent County General Fund Supported: | 100.0% |
| Total Employees (FTEs): | 2.0 |

FUNCTION AND RESPONSIBILITIES

The District 3 Supervisor represents citizens residing within the City of Fairfield (excluding the section north of Air Base Parkway), portions of Suisun City and of Travis Air Force Base, Suisun Valley and parts of Green Valley, and maintains an office at the County Government Center at 675 Texas Street in Fairfield. The District 3 Supervisor's Office budget provides for the expenditures of the elected Supervisor and two half-time staff positions.

SIGNIFICANT CHALLENGES AND ACCOMPLISHMENTS

Supervisor Spering's priorities are:

- To provide leadership, formulate new ideas and build partnerships and consensus on programs and projects benefiting the Third District and Solano County.
- To be the conduit between constituents and County government.

Supervisor Spering has:

- Formed a steering committee of public partners to explore ways to identify and finance a facility for a collocated Solano Family Justice Center.
- Established a Consortium to provide ongoing advocacy for senior and disabled transportation needs.
- Facilitated discussion between the Suisun Veterans, Suisun City and County staff to assist in renovating the Suisun Veterans Hall.

To achieve District 3's priorities, Supervisor Spering works with:

- Non-profit partners to optimize service delivery in a challenging budget environment.
- County staff on the budget to find ways to "live within our means" and still meet the needs of constituents.

Supervisor Spering also works to:

- Improve transportation availability and intercity accessibility to everyone in the County, especially for disabled, elderly and low-income families.
- Focus on protecting agriculture and meeting the growing demands of the seven cities.
- Consolidate transit services to better serve the citizens of Solano County.

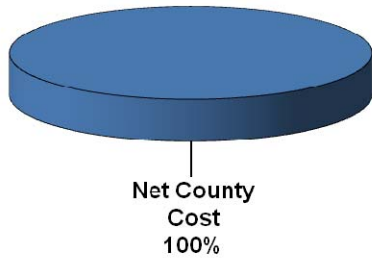
DEPARTMENTAL BUDGET SUMMARY

The Recommended Budget represents an overall decrease of \$16,418, or 4.7%, in expenditures, when compared to the FY2010/11 Adopted Budget. As a result, the Third District's Net County Cost is decreased by \$16,418.

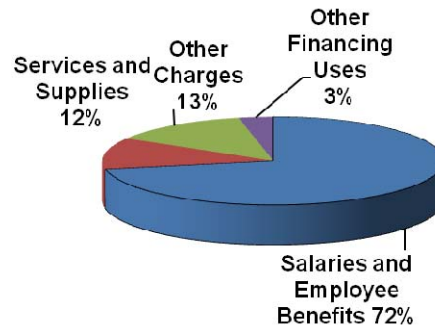
DEPARTMENT COMMENTS

None.

SOURCE OF FUNDS



USE OF FUNDS



| DETAIL BY REVENUE CATEGORY AND APPROPRIATION CATEGORY | 2009/10 ACTUALS | 2010/11 ADOPTED BUDGET | 2011/12 CAO RECOMMENDED | FROM ADOPTED TO RECOMMENDED | PERCENT CHANGE |
|---|--------------------|------------------------------|-------------------------------|-----------------------------------|-------------------|
| APPROPRIATIONS | | | | | |
| Salaries and Employee Benefits | 237,773 | 239,443 | 241,345 | 1,902 | 1% |
| Services and Supplies | 34,361 | 36,847 | 38,457 | 1,610 | 4% |
| Other Charges | 59,093 | 65,051 | 44,326 | (20,725) | (32%) |
| Other Financing Uses | 6,830 | 10,187 | 10,982 | 795 | 8% |
| Intra-Fund Transfers | 340 | 0 | 0 | 0 | 0% |
| TOTAL APPROPRIATIONS | 338,398 | 351,528 | 335,110 | (16,418) | (5%) |
| NET COUNTY COST | 338,398 | 351,528 | 335,110 | (16,418) | (5%) |

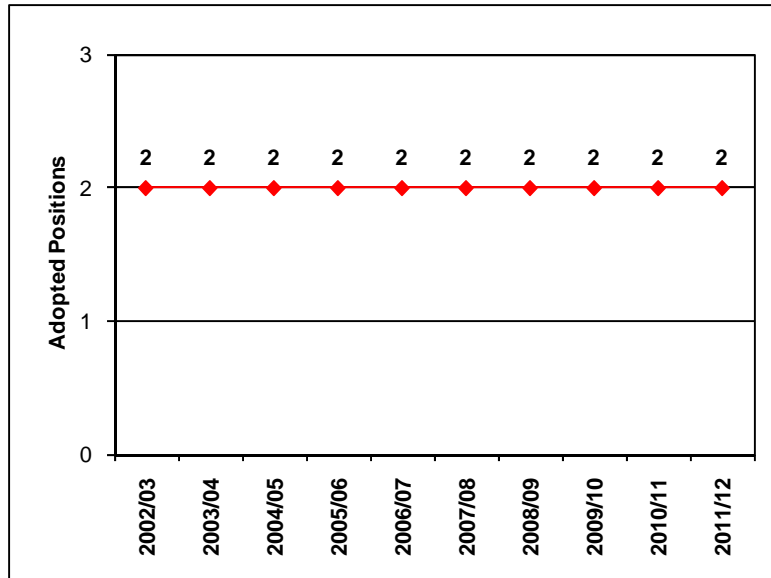
SUMMARY OF SIGNIFICANT ADJUSTMENTS

None.

SUMMARY OF POSITION CHANGES

There are no changes in position allocation.

STAFFING TREND



PENDING ISSUES AND POLICY CONSIDERATIONS

There are no pending issues or policy considerations at this time.

| Budget Summary: | |
|--|---------|
| FY2010/11 Third Quarter Projection: | 359,897 |
| FY2011/12 Recommended: | 338,899 |
| County General Fund Contribution: | 338,899 |
| Percent County General Fund Supported: | 100.0% |
| Total Employees (FTEs): | 2.0 |

FUNCTION AND RESPONSIBILITIES

The District 4 Supervisor represents citizens residing within the western half of Vacaville, a portion of the northern part of Fairfield and the residential section of Travis Air Force Base, as well as the unincorporated areas of Allendale, English Hills, Pleasants Valley and the Putah Creek area near Winters; and maintains an office at the County Government Center at 675 Texas Street in Fairfield. The District 4 Supervisor’s Office budget provides for the expenditures of the elected Supervisor and one staff position.

The District is unique in that it includes six high schools in three school districts, and also has a large prison and jail population with the California State Prison-Solano, the California Medical Facility and the Solano County Claybank Adult Detention Facility.

SIGNIFICANT CHALLENGES AND ACCOMPLISHMENTS

For FY2011/12, Supervisor Vasquez has the following Goals and Objectives:

Improve the health and well-being of those who live and work here

- Service to the residents of District 4 will become more efficient with the construction of the William J. Carroll Government Center including the health and dental clinics. Construction will begin in August 2011 with move-in planned to begin in August 2012.

Invest in and for the future

- Continue to strongly support the leadership of the department managers and the dedication of the County employees who focus on the running of our everyday business. I am inspired by the hundreds of volunteers that augment County services. Together we are building our way out of this recession by doing our day-to-day jobs.

As the elected representative for District 4, Supervisor Vasquez expects to hear from and interact directly with people from the District.

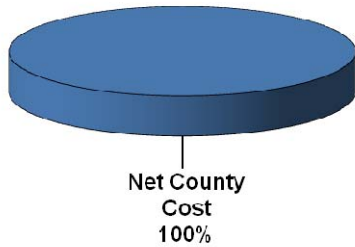
DEPARTMENTAL BUDGET SUMMARY

The Recommended Budget represents an overall decrease of \$20,998, or 5.8 percent, in expenditures, when compared to the FY2010/11 Adopted Budget. As a result, the Fourth District’s Net County Cost is decreased by \$20,998.

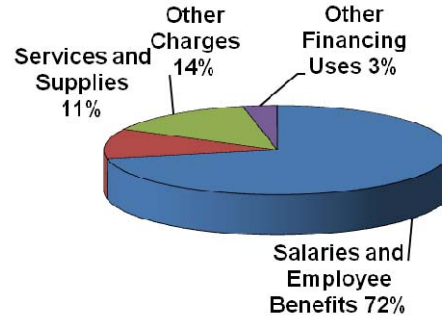
DEPARTMENT COMMENTS

None.

SOURCE OF FUNDS



USE OF FUNDS



| DETAIL BY REVENUE CATEGORY AND APPROPRIATION CATEGORY | 2009/10 ACTUALS | 2010/11 ADOPTED BUDGET | 2011/12 CAO RECOMMENDED | FROM ADOPTED TO RECOMMENDED | PERCENT CHANGE |
|---|--------------------|------------------------------|-------------------------------|-----------------------------------|-------------------|
| APPROPRIATIONS | | | | | |
| Salaries and Employee Benefits | 237,200 | 238,843 | 243,513 | 4,670 | 2% |
| Services and Supplies | 34,705 | 40,606 | 36,566 | (4,040) | (10%) |
| Other Charges | 60,701 | 70,399 | 47,946 | (22,453) | (32%) |
| Other Financing Uses | 6,654 | 9,849 | 10,774 | 925 | 9% |
| Intra-Fund Transfers | 163 | 200 | 100 | (100) | (50%) |
| TOTAL APPROPRIATIONS | 339,423 | 359,897 | 338,899 | (20,998) | (6%) |
| NET COUNTY COST | 339,423 | 359,897 | 338,899 | (20,998) | (6%) |

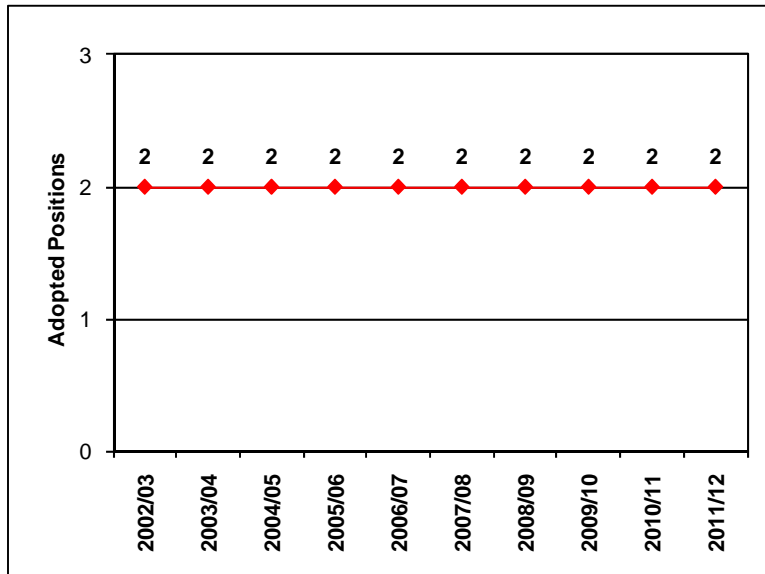
SUMMARY OF SIGNIFICANT ADJUSTMENTS

None.

SUMMARY OF POSITION CHANGES

There are no changes in position allocation.

STAFFING TREND



PENDING ISSUES AND POLICY CONSIDERATIONS

There are no pending issues or policy considerations at this time.

| Budget Summary: | |
|--|---------|
| FY2010/11 Third Quarter Projection: | 318,311 |
| FY2011/12 Recommended: | 307,008 |
| County General Fund Contribution: | 307,008 |
| Percent County General Fund Supported: | 100.0% |
| Total Employees (FTEs): | 2.0 |

FUNCTION AND RESPONSIBILITIES

The District 5 Supervisor represents citizens residing within the eastern half of Vacaville, the eastern third of Suisun City and the cities of Rio Vista and Dixon, the communities of Collinsville, Birds Landing, and Elmira as well as the unincorporated lands in the eastern half of the county; and maintains an office at the County Government Center at 675 Texas Street in Fairfield. The Supervisor also maintains scheduled office hours in Vacaville, Dixon, Suisun City and Rio Vista. The District 5 Supervisor's Office budget provides for the expenditures of the elected Supervisor and one staff position.

Supervisor Reagan serves as the Chair of the Board of Supervisors for 2011.

SIGNIFICANT CHALLENGES AND ACCOMPLISHMENTS

Supervisor Reagan represents the Board on 24 county and regional boards and commissions, including the California State Association of Counties, Delta Protection Commission (Vice Chair), Delta Counties Coalition, Yolo Solano Air Quality Management District and Fouts Springs JPA Board. Supervisor Reagan:

- Continues to foster and strengthen the partnership with the business community through the Solano Economic Development Corporation. Convenes Economic Summits to create a collaborative approach to common economic interests that will lead to job creation in Solano County.
- Supported efforts at the Federal, State and Regional levels to secure State Bay Conservation and Development Commission (BCDC) approval and Army Corps of Engineers permits for dredging, which opened the doors for operations at the Mare Island Shipyard to dismantle obsolete naval ships from the Suisun Bay Reserve Fleet.
- Continues to protect at the State and local level, through the Delta Counties Coalition, the economic viability of agriculture and the ongoing vitality of communities in the Delta.
- Continues to work with the Military and Veterans Affairs Committee to conduct a forum with all area veterans and veteran organizations to provide updated information on legislation, benefits and other topics of interest to the local veterans and military association members. In addition, works with local organizations, community leaders and other elected officials to assist in veteran outreach efforts.
- Works continuously to improve the partnerships with the Chambers of Commerce from the seven cities on the Travis Regional Armed Forces Committee to provide community support for Travis Air Force Base. Also continues to support the Travis Community Consortium, providing legislative advocacy in Washington, D.C. for continued support of existing and new missions at the base.

Supervisor Reagan's Goals and Objectives include:

- Support and further strengthen the County's financial planning, management and development in order to assure the County's financial stability through these times of economic uncertainty. This includes passing a prudent budget that includes General Fund reserves and contingency, meeting the Board's policy requirements.
- Continue to safeguard Delta Counties' responsibilities related to land use, water resources, flood management, tax revenues, public health and safety, economic development, agricultural stability, recreation, and environmental protection in any new Delta governance structures.

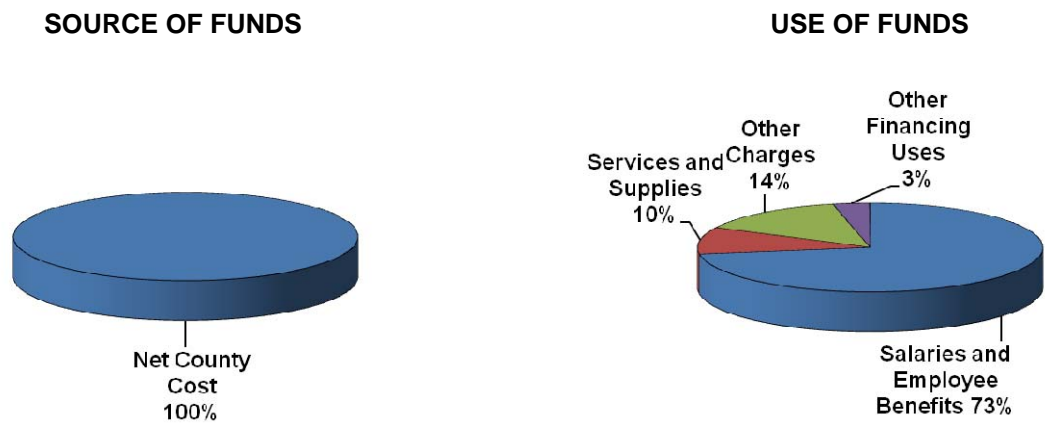
- Foster and strengthen the partnership with Yolo County and the Solano Economic Development Corporation to create the Yolo Solano Economic Summit, adding more value to agriculture.
- Continue to work with the business community to increase the number of local job opportunities in Solano County that pay wages sufficient to allow individuals to live and work in the county.

DEPARTMENTAL BUDGET SUMMARY

The Recommended Budget represents an overall decrease of \$15,003, or 4.7%, in expenditures, when compared to the FY2010/11 Adopted Budget. As a result, the Fifth District’s Net County Cost is decreased by \$15,003.

DEPARTMENT COMMENTS

None.



| DETAIL BY REVENUE CATEGORY AND APPROPRIATION CATEGORY | 2009/10 ACTUALS | 2010/11 ADOPTED BUDGET | 2011/12 CAO RECOMMENDED | FROM ADOPTED TO RECOMMENDED | PERCENT CHANGE |
|---|--------------------|------------------------------|-------------------------------|-----------------------------------|-------------------|
| APPROPRIATIONS | | | | | |
| Salaries and Employee Benefits | 220,914 | 221,188 | 223,059 | 1,871 | 1% |
| Services and Supplies | 26,783 | 30,206 | 29,965 | (241) | (1%) |
| Other Charges | 67,460 | 60,912 | 43,318 | (17,594) | (29%) |
| Other Financing Uses | 6,511 | 9,705 | 10,466 | 761 | 8% |
| Intra-Fund Transfers | 3 | 0 | 200 | 200 | 0% |
| TOTAL APPROPRIATIONS | 321,671 | 322,011 | 307,008 | (15,003) | (5%) |
| NET COUNTY COST | 321,671 | 322,011 | 307,008 | (15,003) | (5%) |

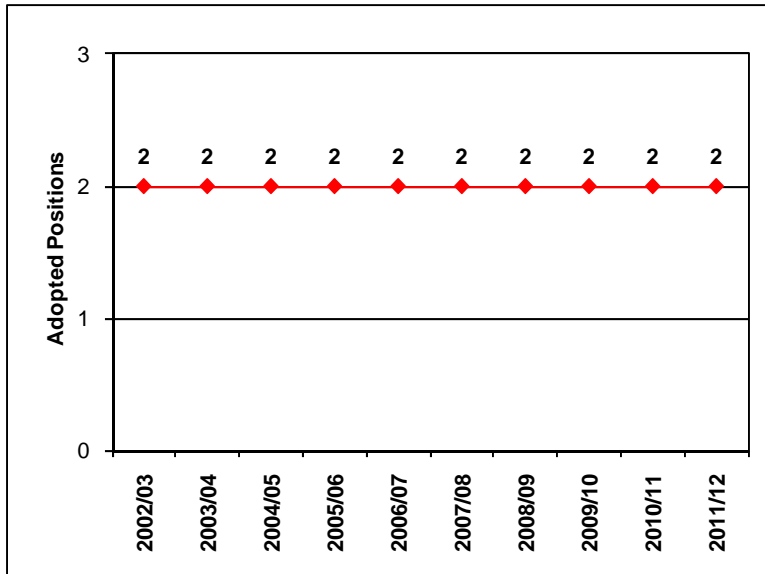
SUMMARY OF SIGNIFICANT ADJUSTMENTS

None.

SUMMARY OF POSITION CHANGES

There are no changes in position allocation.

STAFFING TREND



PENDING ISSUES AND POLICY CONSIDERATIONS

There are no pending issues or policy considerations at this time.

| Budget Summary: | |
|--|---------|
| FY2010/11 Third Quarter Projection: | 135,149 |
| FY2011/12 Recommended: | 126,387 |
| County General Fund Contribution: | 126,387 |
| Percent County General Fund Supported: | 100.0% |
| Total Employees (FTEs): | 0.0 |

FUNCTION AND RESPONSIBILITIES

This budget unit reflects the administrative costs of the Board of Supervisors' operations which are not unique to an individual Board Member's District. Appropriations include shared services and supplies; memberships in the Association of Bay Area Counties, National Association of Counties and California State Association of Counties; legal and advocacy services on behalf of the Board; and County contributions to non-County agencies.

DEPARTMENTAL BUDGET SUMMARY

The Recommended Budget of \$126,387 represents an overall decrease of \$6,690 in expenditures, when compared to the FY2010/11 Adopted Budget. As a result, this budget's Net County Cost is decreased by \$6,690 or 5.0%. Factors leading to the decrease in the Net County Cost are reductions of \$8,255 in charges for Communications and \$1,879 for Insurance, partly offset by an appropriation of \$3,000 for maintenance of equipment in the Boardroom.

| DETAIL BY REVENUE CATEGORY AND APPROPRIATION CATEGORY | 2009/10 ACTUALS | 2010/11 ADOPTED BUDGET | 2011/12 CAO RECOMMENDED | FROM ADOPTED TO RECOMMENDED | PERCENT CHANGE |
|--|----------------------------|---------------------------------------|--|--|---------------------------|
| APPROPRIATIONS | | | | | |
| Salaries and Employee Benefits | (1,634) | 0 | 0 | 0 | 0% |
| Services and Supplies | 84,056 | 110,977 | 101,287 | (9,690) | (9%) |
| Other Charges | 22,000 | 22,000 | 22,000 | 0 | 0% |
| Intra-Fund Transfers | 3,991 | 100 | 3,100 | 3,000 | 3000% |
| TOTAL APPROPRIATIONS | 108,413 | 133,077 | 126,387 | (6,690) | (5%) |
| NET COUNTY COST | 108,413 | 133,077 | 126,387 | (6,690) | (5%) |

PENDING ISSUES AND POLICY CONSIDERATIONS

There are no pending issues or policy considerations at this time.



Clerk of the Board

- BOS Agenda Preparation & Staff Meetings
- Record of Proceedings
- Public Document Requests
- Assmt Appeal Agenda Prep. & Staff Mtgs.
- Oversee/Maintain all County BOS Records (from 1850 to present)

**Administration/
Budget/Legislative**

- Annual County Budget Admin.
- Organizational Analysis
- Countywide Fees Program Administration (for various depts)
- Public Facility Fees Administration (1760)
- Fairground Development Project Administration (1815)
- General Expenditures Budget Oversight (1903)
- Legislative Advocacy
- Public Communications
- Promotions/State Fair Exhibit/Economic Development (1750)
- Intergovernmental Relations
- Support City County Coordinating Council

DEPARTMENTAL PURPOSE

The County Administrator is the Chief Administrative Officer of the County and is responsible to the Board of Supervisors for the proper and efficient administration of all County offices, Departments, Institutions and Special Districts under the jurisdiction of the Board of Supervisors.

| Budget Summary: | |
|--|-----------|
| FY2010/11 Third Quarter Projection: | 3,413,204 |
| FY2011/12 Recommended: | 3,246,450 |
| County General Fund Contribution: | 1,035,743 |
| Percent County General Fund Supported: | 31.9% |
| Total Employees (FTEs): | 16.0 |

FUNCTION AND RESPONSIBILITIES

Responsibilities of the County Administrator are:

- Plan, monitor and oversee County operations to ensure Board policies are carried out in the most efficient, cost-effective and service-oriented manner.
- Formulate short- and long-range plans through strategic planning and the annual budget.
- Review and monitor County structure, programs, services and budgets, and make recommendations to the Board regarding reorganizations, funding and positions necessary to conduct departmental functions.
- As Clerk of the Board of Supervisors, prepare and coordinate Board agendas and minutes.
- Implement the County's Legislative Advocacy Program; review impacts of Federal/State legislation; initiate legislative proposals and prepare position recommendations.
- Supervise appointed Department Heads.
- Meet with Board Members individually or in committees to discuss Board policies and interpretations; participate in Board Committees.
- Represent the Board in the County's intergovernmental relations and perform general administrative duties.

- Provide administrative and fiscal oversight to First 5 Solano.
- Oversee the contracts for the Administrative Entity services with the Workforce Investment Board and the Solano County Fair.

The County Administrator is responsible for the preparation of and overseeing the County budget, which is mandated under the California Government Code (GC §29000 et. seq.). Additionally, the County Administrator serves as the Clerk to the Board of Supervisors, which under the California Government Code (GC §25101 et. seq.) is subject to a number of legal requirements regarding the Board meetings, minutes, maintenance of records and files.

SIGNIFICANT CHALLENGES AND ACCOMPLISHMENTS

Balancing the County's Budget has been difficult, and the reduction to and ultimate elimination of the County's General Fund structural deficit continues to be very challenging.

- The FY2010/11 General Fund Adopted Budget of \$228,326,977 started the year with a structural deficit of \$18.0 million. In its FY2010/11 Third Quarter Projections Report, the County Administrator estimated the FY2011/12 General Fund structural deficit at \$19 million. In spite of the implementation of cost-cutting strategies such as the offering of supplementary retirement incentives, County revenues continue to fall by a percentage greater than the expenditure reductions made to date. The demand for assistance services persists, while the State of California's leadership has eliminated funding, reduced funding, and re-purposed funding affecting local assistance programs, leading to the increase in the projected structural deficit and the continuing challenge for the County Administrator to eliminate the General Fund structural deficit.
- The most prominent on-going General Fund cost-driver is employee salaries/wages/benefits. Thus, the County Administrator has been leading initiatives to obtain concessions from the employee bargaining units. At the same time, in accordance with Board direction, the County Administrator has been restricting recruitments for vacant positions, allowing recruitments to go on for positions for which a strong business case has been made by the requesting department. As of July 10, 2010, the County had 2,651.3 authorized position allocations. As of the first week in May, 2011, the number of authorized position allocations was 2,539.8, a reduction of 4.2%. The FY2010/11 Third Quarter Projections reflected salary savings of \$1.2 million when compared to the FY2010/11 Adopted Budget, a further indication of delays and reductions in staffing.
- FY2009/10 ended the year with a Fund Balance of \$39,978,027. The Third Quarter Projection estimated the Fund Balance at FY2010/11 year-end at \$32,719,183, including a Contingency of \$21,811,915. The General Fund's Fund Balance has continued its downward trend since its peak of \$62 million in FY2007/08. The County Administrator, working together with the Department Heads, continues to manage expenditures and seek ways to generate new revenues to improve the General Fund Fund Balance and get rid of the General Fund's structural deficit. The FY2010/11 Third Quarter Projections reported a reduction in overall expenditures of \$2.6 million and an increase in overall revenues in the amount of \$2.2 million, in part due to year-long staffing cost reductions and a slightly better than anticipated net Property Tax revenue projection for the year, although the overall revenues were still down from FY2009/10.
- With assistance from all Department Heads and staff, coordinated five Budget Workshops for the Board. In the first two Workshops, programs and service levels for several departments were examined in light of the County's mandated obligations. The Board took action to address the General Fund's structural deficit at the third Workshop, eliminating 23.7 vacant positions. At the fourth Workshop, the Board approved the County Administrator's series of cost reduction proposals approximating \$1.7 million, including the deletion of vacant and filled positions, and the reorganization of the Library, parts of Health and Social Services, and the Assessor-Recorder's Office. A fifth Workshop followed up on a plan for the reduction of the amount in the three-year (FY2008/09 through FY2010/11) General Fund backfill of the Tobacco Master Settlement Agreement (MSA) funds to Non-profit/Community-based Organizations. Affected organizations advised the Board regarding the impact of the reductions, requested additional General Fund funding, and also discussed alternate strategies to achieve program goals. The net reduction to take effect July 1, 2011 is \$1,766,000.
- On April 12, 2011, the CAO recommended and the Board supported the reorganization of the Department of General Services and the realignment of several Divisions/Programs effective prior to July 1, 2011 to create further service effectiveness and cost savings.

WORKLOAD INDICATORS

During FY2009/10, the County Administrator/Clerk of the Board:

- Participated and provided assistance at 31 meetings of various Board Committees.
- Processed 757 Agenda Submittals and developed/published Minutes for 30 Board of Supervisors' Regular Meetings, four Board Budget Workshops and one Special Meeting; received over 300 Comment Cards from the public present at the Board meetings.
- Recorded six Ordinances and 287 Resolutions adopted by the Board.
- Processed 866 Assessment Appeal applications (individual application for multiple parcels counted as one).
- Provided staff support to the City-County Coordinating Committee and the Solano360 Fairgrounds Project.

| DETAIL BY REVENUE AND APPROPRIATION FUNCTIONAL AREA | 2009/10 ACTUALS | 2010/11 ADOPTED BUDGET | 2011/12 CAO RECOMMENDED | FROM ADOPTED TO RECOMMENDED | PERCENT CHANGE |
|--|----------------------------|---------------------------------------|--|--|---------------------------|
| REVENUES | | | | | |
| Clerk of the Board | 7,979 | 30,500 | 30,000 | (500) | (2%) |
| Administrator | 3,289,153 | 3,271,599 | 2,180,707 | (1,090,892) | (33%) |
| TOTAL REVENUES | 3,297,132 | 3,302,099 | 2,210,707 | (1,091,392) | (33%) |
| APPROPRIATIONS | | | | | |
| Clerk of the Board | 275,269 | 286,188 | 287,411 | 1,223 | 0% |
| Administrator | 2,969,817 | 3,299,982 | 2,959,039 | (340,943) | (10%) |
| TOTAL APPROPRIATIONS | 3,245,086 | 3,586,170 | 3,246,450 | (339,720) | (9%) |
| NET COUNTY COST | | | | | |
| Clerk of the Board | 267,290 | 255,688 | 257,411 | 1,723 | 1% |
| Administrator | (319,336) | 28,383 | 778,332 | 749,949 | 2642% |
| TOTAL NET COUNTY COST | (52,046) | 284,071 | 1,035,743 | 751,672 | 265% |
| STAFFING | | | | | |
| Clerk of the Board | 2 | 2 | 2 | 0 | 0% |
| Administrator | 13 | 16 | 15 | (1) | (6%) |
| TOTAL STAFFING | 15 | 18 | 16 | (2) | (11%) |

DEPARTMENTAL BUDGET SUMMARY

The County Administrator's primary cost centers are BU 1114 – Clerk of the Board and BU 1115 – Administration. The County Administrator also administers ten other budgets, discussed in the following pages under the heading of **Summary of Other Administered Budgets**.

1114 - Clerk of the Board:

There are no Significant Changes to the Recommended Budget for the Clerk of the Board.

1115 - Administration:

The Recommended Budget represents an overall decrease of \$1,090,892 in revenues and a decrease of \$340,943 in expenditures when compared to the FY2010/11 Adopted Budget. The Net County Cost for the Administration budget is increased by \$749,949. The principal factor leading to the increase in the Net County Cost, despite a \$323,498 decrease in personnel costs, is a \$1,016,308 reduction in revenues from Countywide Administrative Overhead (A-87). A-87 revenues come from departments who received services from the CAO and are based on expenditures incurred two fiscal years ago. Thus, FY2011/12 revenues are based on the expenditures provided by the CAO during FY2009/10. The reduction in revenues reflect

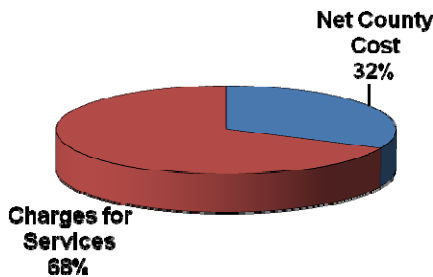
reduced staffing in FY2009/10, following retirements resulting from initiatives taken to reduce the County's on-going costs, and concurrently, the County's General Fund structural deficit.

The decrease in personnel costs results from the elimination of a Management Analyst (Journey) position in FY2010/11, the recommended deletion of a vacant Management Analyst (Senior) position, and the difference in the compensation for the new and the former County Administrator.

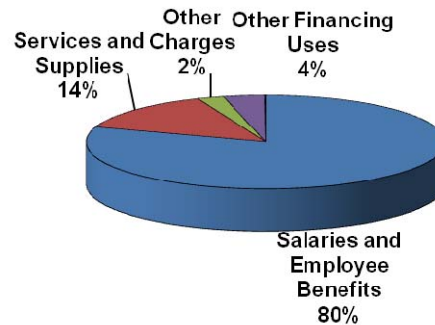
DEPARTMENT COMMENTS

While First 5 Solano Children & Family Commission (Budget Unit 1530) is a part of the County Administrator's Office, its narrative is located under the Health and Public Assistance section of the Recommended Budget Book.

SOURCE OF FUNDS



USE OF FUNDS



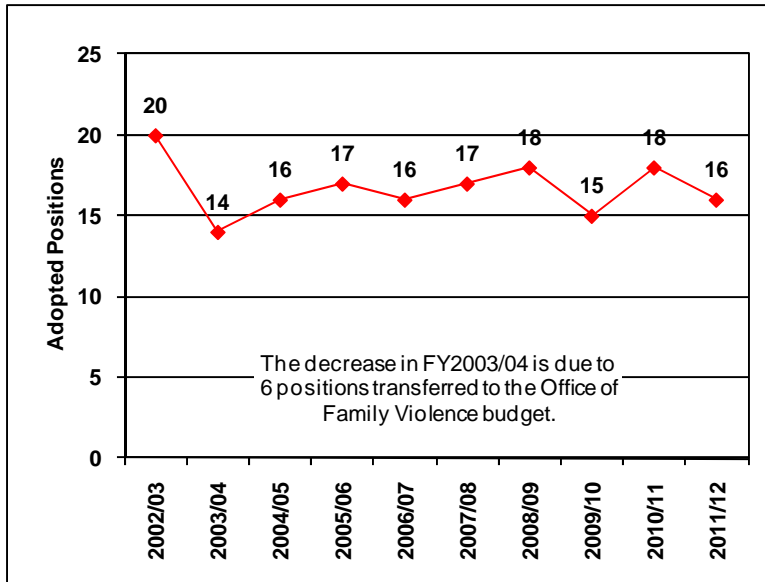
| DETAIL BY REVENUE CATEGORY AND APPROPRIATION CATEGORY | 2009/10 ACTUALS | 2010/11 ADOPTED BUDGET | 2011/12 CAO RECOMMENDED | FROM ADOPTED TO RECOMMENDED | PERCENT CHANGE |
|---|--------------------|------------------------------|-------------------------------|-----------------------------------|-------------------|
| REVENUES | | | | | |
| Charges For Services | 3,232,388 | 3,226,515 | 2,210,707 | (1,015,808) | (31%) |
| Misc Revenue | 64,744 | 75,584 | 0 | (75,584) | (100%) |
| TOTAL REVENUES | 3,297,132 | 3,302,099 | 2,210,707 | (1,091,392) | (33%) |
| APPROPRIATIONS | | | | | |
| Salaries and Employee Benefits | 2,613,680 | 2,898,193 | 2,601,258 | (296,935) | (10%) |
| Services and Supplies | 492,699 | 476,375 | 445,270 | (31,105) | (7%) |
| Other Charges | 78,517 | 78,422 | 77,120 | (1,302) | (2%) |
| Other Financing Uses | 58,249 | 130,615 | 119,690 | (10,925) | (8%) |
| Intra-Fund Transfers | 1,940 | 2,565 | 3,112 | 547 | 21% |
| TOTAL APPROPRIATIONS | 3,245,086 | 3,586,170 | 3,246,450 | (339,720) | (9%) |

SUMMARY OF POSITION CHANGES

Changes in the Department's position allocations, in 1115- Administration, are provided below:

- 1.0 FTE Management Analyst (Senior) position is recommended for deletion effective July 1, 2011 as part of the Department's reduction in labor costs as discussed above.
- 1.0 FTE Management Analyst (Journey) position was deleted on October 26, 2010 as part of the Department's budgetary reductions in FY2010/11.
- 1.0 FTE Office Coordinator (C) position, which is currently underfilled, is being reclassified to an Office Assistant III (C) position to appropriately reflect the job duties currently being performed.

STAFFING TREND



PENDING ISSUES AND POLICY CONSIDERATIONS

There are no pending issues or policy considerations at this time.

Birgitta E. Corsello, County Administrator
Summary of Other Administered Budgets

1100-County Administrator
Legislative & Administration

| DETAIL BY REVENUE AND APPROPRIATION OTHER ADMINISTERED BUDGETS | 2009/10 ACTUALS | 2010/11 ADOPTED BUDGET | 2011/12 CAO RECOMMENDED | FROM ADOPTED TO RECOMMENDED | PERCENT CHANGE |
|---|----------------------------|---------------------------------------|--|--|---------------------------|
| REVENUES | | | | | |
| 1750-Promotion | 13,734 | 19,465 | 12,335 | (7,130) | (37%) |
| 1903-General Expenditures | 4,515,005 | 4,525,325 | 3,707,140 | (818,185) | (18%) |
| 1905-Countywide Cost Allocation Plan | (3,087,091) | (3,377,759) | (2,720,799) | 656,960 | (19%) |
| 1906-General Fund-Other-Debt Service | 0 | 0 | 0 | 0 | 0% |
| 2400-Grand Jury | 0 | 0 | 0 | 0 | 0% |
| 6730-Other Public Defense | 2,800,537 | 3,000,000 | 2,600,000 | (400,000) | (13%) |
| 6800-California Medical Facility Cases | 237,387 | 379,129 | 256,824 | (122,305) | (32%) |
| 2110-Micro-Enterprise Business | 0 | 55,535 | 204,837 | 149,302 | 269% |
| 2380-SE Vallejo Redevel. Settlement | 9,767 | 0 | 0 | 0 | 0% |
| 2390-Tobacco Settlement | 1,968,767 | 2,550,000 | 0 | (2,550,000) | (100%) |
| APPROPRIATIONS | | | | | |
| 1750-Promotion | 464,767 | 451,175 | 200,100 | (251,075) | (56%) |
| 1903-General Expenditures | 137,807,838 | 136,466,624 | 130,703,361 | (5,763,263) | (4%) |
| 1905-Countywide Cost Allocation Plan | (3,087,091) | (3,377,759) | (2,720,799) | 656,960 | (19%) |
| 1906-General Fund-Other-Debt Service | 2,100,399 | 2,548,674 | 2,657,810 | 109,136 | 4% |
| 2400-Grand Jury | 100,813 | 134,584 | 134,584 | 0 | 0% |
| 6730-Other Public Defense | 2,879,946 | 2,918,324 | 2,600,000 | (318,324) | (11%) |
| 6800-California Medical Facility Cases | 291,757 | 216,930 | 256,824 | 39,894 | 18% |
| 2110-Micro-Enterprise Business | 0 | 55,535 | 104,837 | 49,302 | 89% |
| 2380-SE Vallejo Redevel. Settlement | 360,529 | 0 | 0 | 0 | 0% |
| 2390-Tobacco Settlement | 2,982,265 | 2,945,000 | 380,242 | (2,564,758) | (87%) |
| NET CHANGE | | | | | |
| 1750-Promotion | 451,033 | 431,710 | 187,765 | (243,945) | (57%) |
| 1903-General Expenditures | 133,292,833 | 131,941,299 | 126,996,221 | (4,945,078) | (4%) |
| 1905-Countywide Cost Allocation Plan | 0 | 0 | 0 | 0 | 0% |
| 1906-General Fund-Other-Debt Service | 2,100,399 | 2,548,674 | 2,657,810 | 109,136 | 4% |
| 2400-Grand Jury | 100,813 | 134,584 | 134,584 | 0 | 0% |
| 6730-Other Public Defense | 79,409 | (81,676) | 0 | 81,676 | (100%) |
| 6800-California Medical Facility Cases | 54,370 | (162,199) | 0 | 162,199 | (100%) |
| 2110-Micro-Enterprise Business | 0 | 0 | (100,000) | (100,000) | 0% |
| 2380-SE Vallejo Redevel. Settlement | 350,762 | 0 | 0 | 0 | 0% |
| 2390-Tobacco Settlement | 1,013,498 | 395,000 | 380,242 | (14,758) | (4%) |

The Department's respective 'other' budget units follow.

FUNCTION AND RESPONSIBILITY

The purpose of the Promotions budget is to provide County contributions to various entities supported by the Board of Supervisors. At the direction of the Board, contributions to this budget are designated to serve a variety of social needs and public purposes of the county's population and are considered in the best interests of the County and the general public. The Promotions budget finances County marketing and promotional efforts, the State Fair exhibit, and economic development and tourism initiatives.

| DETAIL BY REVENUE CATEGORY AND APPROPRIATION CATEGORY | 2009/10 ACTUALS | 2010/11 ADOPTED BUDGET | 2011/12 CAO RECOMMENDED | FROM ADOPTED TO RECOMMENDED | PERCENT CHANGE |
|--|----------------------------|---------------------------------------|--|--|---------------------------|
| REVENUES | | | | | |
| Intergovernmental Rev State | 1,828 | 0 | 0 | 0 | 0% |
| Charges For Services | 0 | 0 | 1,870 | 1,870 | 0% |
| Misc Revenue | 11,906 | 9,000 | 0 | (9,000) | (100%) |
| Other Financing Sources | 0 | 10,465 | 10,465 | 0 | 0% |
| TOTAL REVENUES | 13,734 | 19,465 | 12,335 | (7,130) | (37%) |
| APPROPRIATIONS | | | | | |
| Services and Supplies | 273,944 | 293,165 | 200,100 | (93,065) | (32%) |
| Other Charges | 178,584 | 158,010 | 0 | (158,010) | (100%) |
| Intra-Fund Transfers | 12,239 | 0 | 0 | 0 | 0% |
| TOTAL APPROPRIATIONS | 464,767 | 451,175 | 200,100 | (251,075) | (56%) |
| NET COUNTY COST | 451,033 | 431,710 | 187,765 | (243,945) | (57%) |

BUDGET SUMMARY

The Recommended Budget for Promotions of \$200,100 represents a decrease of \$7,130, or 36.6%, in revenues and a decrease of \$251,075, or 55.6%, in expenditures when compared to the FY2010/11 Adopted Budget. As a result, the Net County Cost decreased by \$243,945, or 56.5%.

SUMMARY OF SIGNIFICANT ADJUSTMENTS

- This budget includes an appropriation for a comprehensive contract to design, construct and staff a Solano County exhibit at the 2012 California State Fair for a total of \$45,000. Beginning with the 2011 State Fair exhibit, the County opted for a scaled-down exhibit and switched from using County staff General Services to build the annual exhibit to including the construction as part of the contracted services for design and project management. This has resulted in a reduction of \$27,800 in direct expenditures and a reduction of \$158,010 in Countywide Administrative Overhead charges. This amount represents a total decrease of \$185,810, or 80.5%, in expenditures from FY2010/11.
- Economic Development project funding also included in this budget reflects no new General Fund dollars for FY2011/12. The continued investment in economic development studies and research will be funded with \$116,250 in unspent funds from FY2010/11 that have been re-budgeted for FY2011/12 and will be coordinated through the Solano Economic Development Corporation (Solano EDC).
- The FY2010/11 budget anticipated completing three industry cluster analyses, a summit on the food cluster industry, a land inventory analysis, and partial funding for a 2011 Index of Economic and Community Progress. As part of the budget reduction strategies in FY2010/11, the timetable for these projects was adjusted, and different economic development initiatives are being explored for Board consideration in the coming months to reflect the changing economic conditions.
- The FY2011/12 projects include a joint summit with Yolo County on the food cluster industry in the fall 2011, an updated land inventory analysis in January 2012, and the acquisition of a subscription service for market data research. This one-year pilot project with the Solano EDC will provide the economic development community real-time access to market data that can be used to retain and attract businesses. The County will also explore other options to acquire the data currently being tracked in the annual economic index, with the goal of providing more timely information that can be easily disseminated to public (cities, schools and special districts) and private sector users to guide economic development planning decisions.

PENDING ISSUES AND POLICY CONSIDERATIONS

Due to budget reduction efforts at the State and Federal level, the availability and use of Community Development Block Grant program and Redevelopment Agencies to fund economic development efforts remains uncertain. The County will continue to work with its city partners and Solano EDC as we develop new strategies to retain existing businesses and attract new companies.

FUNCTION AND RESPONSIBILITY

The General Expenditures budget exists to reflect the financing of programs outside of the General Fund such as Public Safety, Health and Social Services, In-Home Support Services, Parks and Recreation, and the Library Director's position. This budget also contains funding to the Courts as County obligation under the Maintenance of Efforts (MOE) with the State. Other expenses budgeted in this Budget Unit cover costs not readily allocated to departmental budgets.

| DETAIL BY REVENUE CATEGORY AND APPROPRIATION CATEGORY | 2009/10 ACTUALS | 2010/11 ADOPTED BUDGET | 2011/12 CAO RECOMMENDED | FROM ADOPTED TO RECOMMENDED | PERCENT CHANGE |
|--|----------------------------|---------------------------------------|--|--|---------------------------|
| REVENUES | | | | | |
| Fines, Forfeitures, & Penalty | 1,925,108 | 1,840,500 | 1,590,000 | (250,500) | (14%) |
| Charges For Services | 2,586,691 | 2,684,825 | 2,072,648 | (612,177) | (23%) |
| Misc Revenue | 3,206 | 0 | 0 | 0 | 0% |
| Other Financing Sources | 0 | 0 | 44,492 | 44,492 | 0% |
| TOTAL REVENUES | 4,515,005 | 4,525,325 | 3,707,140 | (818,185) | (18%) |
| APPROPRIATIONS | | | | | |
| Salaries and Employee Benefits | 0 | 800,000 | 960,000 | 160,000 | 20% |
| Services and Supplies | 435,813 | 1,300,000 | 995,000 | (305,000) | (23%) |
| Other Charges | 10,017,693 | 10,449,469 | 10,128,541 | (320,928) | (3%) |
| Other Financing Uses | 127,354,201 | 123,917,155 | 118,619,820 | (5,297,335) | (4%) |
| Intra-Fund Transfers | 131 | 0 | 0 | 0 | 0% |
| TOTAL APPROPRIATIONS | 137,807,838 | 136,466,624 | 130,703,361 | (5,763,263) | (4%) |

SUMMARY OF SIGNIFICANT ADJUSTMENTS

The Recommended Budget reflects decreases of \$818,185 in revenues and \$5,763,263 in expenditures when compared to the FY2010/11 Adopted Budget. The Net County Cost for the budget is thus decreased by \$4,945,078.

The reduction in this budget's Net County Cost is attributable to various reductions in General Fund (GF) Contribution. These reductions in expenditures, however, were partially offset by reductions in Revenues due to projected \$864,500 net reduction in Fees, Assessments and Fines received from the Court. The following reflect reductions in GF Contributions:

- \$3,194,629 net reduction to Health & Social Services (H&SS) -- While H&SS reduced its GF County Contribution by \$6,880,512, from \$21,404,905 in FY2010/11 to \$14,524,393 in FY2011/12, the GF County Contribution to Assistance Programs, which include General Assistance, Foster Care and IHSS programs, increased by \$3,685,883, from \$7,292,744 in FY2010/11 to \$10,978,627 for FY2011/12.
- \$1,766,000 reduction to non-County agencies -- Per Board direction following Budget Workshops and subsequent Board meetings, GF backfill of programs initiated with Tobacco Master Settlement Agreement (MSA) funds are reduced from \$2,550,000 in FY2010/11 to \$784,000 for FY2011/12. (See below for further detail)
- \$1,035,205 reduction to the Sheriff's Office -- The Sheriff's FY2011/12 budget reflects a significant reduction in its Countywide Administrative Overhead charges, leading to a reduced need for GF Contribution. Thus, the appropriation for the Sheriff has been reduced from \$45,365,167 in FY2010/11 to \$44,329,962 for FY2011/12.
- \$289,384 reduction to Parks & Recreation -- Parks & Recreation's FY2011/12 budget similarly reflects a significant reduction in its Countywide Administrative Overhead charges, leading to the reduced need for GF Contribution. The appropriation for Parks has been reduced from \$523,225 in FY2010/11 to \$233,841 for FY2011/12.
- \$400,000 reduction for Other Public Defense -- The appropriation for Third Level Indigent Defense has been reduced from \$3,000,000 in FY2010/11 to \$2,600,000 for FY2011/12, reflecting the cost-saving benefits of the enhanced Public Defender/Conflict Defender additions to staffing provided by the Board in FY2010/11 to reduce the County's cost of Court-appointed attorneys.
- The above reductions in GF Contribution are partially offset by increases in GF County Contribution to the Public Defender budget in the amount of \$291,429, to the Conflict Defender in the amount of \$305,759, and to Probation in the amount of

\$949,443. These increases are further clarified in the respective budget units' narratives and are the result of losses of revenue with an inability at this time to reduce expenditures further.

The \$784,000 in appropriations for non-County agencies includes funding from the General Fund as presented below:

- \$76,500 for the Court-Appointed Special Advocates (CASA) of Solano County, reflecting a 10% decrease from the FY2010/11 amount of \$85,000. CASA advocates for the best interest of children within the court system.
- \$40,500 for the Senior Coalition. The Board authorized total funding of \$45,500 with the difference of \$5,000 coming from other funding sources. Refer to budget unit 7501 - Health and Human Services Administration for further information.
- \$392,000 for Children's Health Insurance Premiums, which could enable health insurance access for more than 1,400 children. It is anticipated this appropriation will underwrite costs of direct premium purchases for 250 participants and enrollment activities which would match more than 1,200 eligible children with appropriate programs.
- \$275,000 for City Teams' substance abuse prevention activities within the county's seven cities; involves schools, law enforcement, government, and community organizations. The Board authorized total funding of \$350,000 with the difference of \$75,000 coming from other funding sources. Refer to budget unit 7501 - Health and Human Services Administration for further information.

The Recommended Budget also includes the following appropriations:

- \$8,174,426 for the Court Maintenance of Effort (MOE), for operations of the courts as required by the Trial Court Funding Act of 1997.
- \$1,054,115 for the Court Facilities Payment MOE to the Trial Court.
- \$960,000, to be transferred out of the Designation for accrued leave payoff to cover accrued leave payoffs to employees retiring or separating from County service.
- \$562,930 to pay for the County's share of: (1) the IHSS Public Authority's administrative costs, and (2) insurance costs for IHSS service providers.
- \$241,694 for the Library Director's salary and benefits in accordance with Education Code §19147.
- \$180,000 for the County's share of LAFCO's costs.
- \$100,000 for contracted services to cover costs of management reviews and organizational studies that would be required to identify opportunities for efficiencies in departments.

FUNCTION AND RESPONSIBILITY

This budget is a “contra” budget. It is used to offset the operating expenses allocated to all General Fund User Departments for Administrative Overhead Costs, and the revenues received by the General Fund Central Services Departments for the same. The allocated costs and revenues are shown on the Countywide Cost Allocation Plan, calculated yearly by the Auditor-Controller’s office, and approved by the State Controller’s Office.

| DETAIL BY REVENUE CATEGORY AND APPROPRIATION CATEGORY | 2009/10 ACTUALS | 2010/11 ADOPTED BUDGET | 2011/12 CAO RECOMMENDED | FROM ADOPTED TO RECOMMENDED | PERCENT CHANGE |
|--|----------------------------|---------------------------------------|--|--|---------------------------|
| REVENUES | | | | | |
| Charges For Services | <u>(3,087,091)</u> | <u>(3,377,759)</u> | <u>(2,720,799)</u> | 656,960 | (19%) |
| TOTAL REVENUES | (3,087,091) | (3,377,759) | (2,720,799) | 656,960 | (19%) |
| APPROPRIATIONS | | | | | |
| Other Charges | <u>(3,087,091)</u> | <u>(3,377,759)</u> | <u>(2,720,799)</u> | 656,960 | (19%) |
| TOTAL APPROPRIATIONS | (3,087,091) | (3,377,759) | (2,720,799) | 656,960 | (19%) |

SUMMARY OF SIGNIFICANT ADJUSTMENTS

The Recommended Budget represents a net offset of \$2,720,799 in Expenditures and Revenues, a \$656,960 difference when compared to its FY2010/11 Adopted Budget.

PENDING ISSUES AND POLICY CONSIDERATIONS

There are no pending issues or policy considerations at this time.

FUNCTION AND RESPONSIBILITY

This budget is used as a General Fund conduit to finance the 2002 Certificates of Participation (COP) for the construction of the 6-story Government Center, 5-story parking structure, Probation Facility and improvement to the Central Utility Plant and the Library, all located in Fairfield.

| DETAIL BY REVENUE CATEGORY AND APPROPRIATION CATEGORY | 2009/10 ACTUALS | 2010/11 ADOPTED BUDGET | 2011/12 CAO RECOMMENDED | FROM ADOPTED TO RECOMMENDED | PERCENT CHANGE |
|--|----------------------------|---------------------------------------|--|--|---------------------------|
| APPROPRIATIONS | | | | | |
| Other Financing Uses | 2,100,399 | 2,548,674 | 2,657,810 | 109,136 | 4% |
| TOTAL APPROPRIATIONS | 2,100,399 | 2,548,674 | 2,657,810 | 109,136 | 4% |
| NET COUNTY COST | 2,100,399 | 2,548,674 | 2,657,810 | 109,136 | 4% |

SUMMARY OF SIGNIFICANT ADJUSTMENTS

The Recommended FY2011/12 Budget of \$2,657,810 represents the General Fund's share of the principal and interest payments on the 2002 COP (See BU 8032 under the Auditor-Controller). This amount is \$109,136 or 4.3%, more than the FY2010/11 Adopted Budget. As the County's reductions in force due to the General Fund's structural deficit take place, the General Fund share of the 2002 COP increases. Departments utilizing the Government Center and Probation Facility are allocated their corresponding share of the Debt Service based on their building space usage and a share of the parking structure. As departments in the buildings right-size, departments will be giving up the use of part of their assigned space. Unless other non-General Fund occupants of the vacant space can be brought into these buildings, then the General Fund will have to pick up the difference in funding generated by the departments using Government Center and Probation Facility space and the annual amounts owed for debt service, which were determined at the time the COPs were issued.

PENDING ISSUES AND POLICY CONSIDERATIONS

There are no pending issues or policy considerations at this time.

DEPARTMENTAL PURPOSE

The Grand Jury is organized under the State constitution. It examines all aspects of local government (the County and cities and special districts within the County) to ensure the best interests of the residents of Solano County are served.

FUNCTION AND RESPONSIBILITIES

The Grand Jury is an independent institution that monitors the legislative and administrative departments that make up county, city, and special district government. Composed of 19 citizens, the Grand Jury examines the performance of local government and makes recommendations on the appropriation of public funds and service delivery. The Grand Jury is required by state law to investigate and report on the conditions of the seven "public prisons" in Solano County. It may also investigate citizen complaints and allegations of misconduct, and examine fiscal and management practices within local governments. Grand Jury members are selected annually by the Superior Court of California. State law requires the Grand Jury to publish an annual report of its findings and recommendations.

| DETAIL BY REVENUE CATEGORY AND APPROPRIATION CATEGORY | 2009/10 ACTUALS | 2010/11 ADOPTED BUDGET | 2011/12 CAO RECOMMENDED | FROM ADOPTED TO RECOMMENDED | PERCENT CHANGE |
|--|----------------------------|---------------------------------------|--|--|---------------------------|
| APPROPRIATIONS | | | | | |
| Services and Supplies | 78,437 | 90,519 | 97,891 | 7,372 | 8% |
| Other Charges | 21,215 | 44,065 | 35,543 | (8,522) | (19%) |
| Intra-Fund Transfers | 1,161 | 0 | 1,150 | 1,150 | 0% |
| TOTAL APPROPRIATIONS | 100,813 | 134,584 | 134,584 | 0 | 0% |
| NET COUNTY COST | 100,813 | 134,584 | 134,584 | 0 | 0% |

SIGNIFICANT CHALLENGES AND ACCOMPLISHMENTS

- Recognizing the significant financial constraints local governments are currently experiencing, the Grand Jury sought to identify cost savings and cost recovery opportunities for local governments, which will result in enhanced revenue for some local entities. In this regard, on March 22, 2011, the Grand Jury issued a report entitled "Fouts Springs Youth Facility."
- Through its investigations and reports, the Grand Jury sought to create greater transparency in governmental operations. In this regard, on April 28, 2011, the Grand Jury issued a report entitled "Administration of the Food Stamp Program by the Department of Health and Social Services."
- Grand Jury reports were developed with the intent to better inform the public on beneficial programs and services provided by local governments, including programs designed to reduce recidivism in detention facilities in Solano County. In this regard, on April 28, 2011, the Grand Jury issued a report entitled "Justice Center Detention Facility and Claybank Detention Facility."
- Other Grand Jury reports to date are "Solano County Assessor's Office and Declining Property Values," issued on March 22, 2011, and "California Department of Corrections and Rehabilitation Conservation Camp (Delta Camp)," issued on April 26, 2011.

DEPARTMENTAL BUDGET SUMMARY

While the FY2011/12 Recommended Budget for the Grand Jury maintains Expenditures at the FY2010/11 Adopted Budget level of \$134,584, its appropriations are being set differently. To sufficiently provide for the cost of a 0.5 FTE clerical support person, the Grand Jury's budget reflects corresponding reductions in appropriations for Countywide Administrative Overhead, Publications and Legal Notices, Personal Mileage, Central Duplicating Services and Interpreters.

DEPARTMENT COMMENTS

The Grand Jury's sole funding source is the General Fund. The number of Grand Jurors (19) is set by State law. Its members receive a nominal payment per meeting, and are reimbursed for Grand Jury-related expenses such as mileage.

As part of the countywide effort to deal with the structural deficit, some FY2010/11 Grand Jurors voluntarily declined to submit claims for per diem and mileage reimbursement they are entitled to receive. With the current financial crisis and declining

County revenues, the Grand Jury will continue to minimize expenditures by reducing discretionary spending and, to the extent possible, costs associated with Grand Jury investigations.

DEPARTMENTAL PURPOSE

This budget unit funds the cost of indigent defense in cases where a conflict is present with the County-staffed Public Defender or Conflict Public Defender Offices, and the services of Court-appointed counsel are arranged. The United States Supreme Court decisions *Gideon v. Wainright* and *Argersinger v. Hamlin* provide that no accused may be deprived of liberty as the result of any criminal prosecution in which they were denied the assistance of counsel.

FUNCTION AND RESPONSIBILITIES

California Penal Code Section 987.2 (a) (3) provides that in any case in which a person desires but is unable to employ counsel, and in which the public defender has properly refused to represent the accused, counsel is assigned by the Superior Court and shall receive a reasonable sum for compensation and necessary expenses, paid out of the General Fund of the County.

While the County Administrator is responsible for management of this budget, the Court has historically served as its *ad hoc* administrator by appointing private attorneys subject to Court screening and by providing initial processing of claims for services rendered.

| DETAIL BY REVENUE CATEGORY AND APPROPRIATION CATEGORY | 2009/10 ACTUALS | 2010/11 ADOPTED BUDGET | 2011/12 CAO RECOMMENDED | FROM ADOPTED TO RECOMMENDED | PERCENT CHANGE |
|--|----------------------------|---------------------------------------|--|--|---------------------------|
| REVENUES | | | | | |
| General Fund Contribution | 2,800,537 | 3,000,000 | 2,600,000 | (400,000) | (13%) |
| TOTAL REVENUES | 2,800,537 | 3,000,000 | 2,600,000 | (400,000) | (13%) |
| APPROPRIATIONS | | | | | |
| Services and Supplies | 2,826,630 | 2,874,459 | 2,564,164 | (310,295) | (11%) |
| Other Charges | 53,316 | 43,865 | 35,836 | (8,029) | (18%) |
| TOTAL APPROPRIATIONS | 2,879,946 | 2,918,324 | 2,600,000 | (318,324) | (11%) |

SIGNIFICANT CHALLENGES AND ACCOMPLISHMENTS

- During FY2010/11, projected Other Public Defense expenditures were reduced by approximately \$450,000 between FY2010/11 Adopted Budget and Third Quarter. This resulted from enhanced staff capabilities in the offices of the Public Defender and the Conflict Public Defender, reducing their need to declare themselves unavailable to represent indigent defendants in more complex and, ultimately, more expensive felony cases.

DEPARTMENTAL BUDGET SUMMARY

The Recommended Budget of \$2,600,000 for Other Public Defense represents an overall decrease of \$400,000, or 13.3%, in revenues and \$318,324, or 10.9%, in expenditures when compared to FY2010/11 Adopted Budget. Net County Cost is thus increased by \$81,676 in relation to the FY2010/11 Adopted Budget. However, it is anticipated that the actual Net County Cost, after adjustments for accounting procedures, will be much lower at the fiscal year end, reflecting the cost-saving benefits of the enhanced Public Defender / Conflict Defender staffing capabilities to reduce the County's cost of court-appointed attorneys.

PENDING ISSUES AND POLICY CONSIDERATIONS

General Fund costs in this department are a Constitutional responsibility. The County's General Fund exposure, represented by the Court's appointment of private attorneys is driven by two factors: the number of attorney hours required to represent indigent defendants and the availability of Public Defender and Conflict Defender staff to provide that representation where appropriate.

Cost exposures related to the number of attorney hours and, by implication, the incidence of criminal activity and arrest rates, are beyond the County's control. Cost exposures related to the availability of staff defenders are more amenable to control, as demonstrated during the current fiscal year. Because the Public Defender's initiative which reduced costs so significantly during FY2010/11 is still in progress, staff projected only modest savings in FY2011/12, but will monitor expenditures closely during the fiscal year and propose necessary revisions at Midyear or Third Quarter.

DEPARTMENTAL PURPOSE

This budget unit provides for the payment of County costs on adjudicating crimes committed on the grounds of the California Medical Facility and Solano State Prison in Vacaville.

FUNCTION AND RESPONSIBILITIES

The California Department of Corrections and Rehabilitation operates two institutions within Solano County, the California Medical Facility and Solano State Prison, which together house more than 7,700 inmates. The District Attorney prosecutes crimes committed on facility grounds, while the County is also responsible for assuring the accused's defense.

The Superior Court, serving as lead agency in this matter, has entered into agreements with private attorneys to provide defense services to inmates for payment by the County. The agreements also include the provision of investigative, psychological and transcription services in connection with the assigned case when required. Pursuant to California Penal Code Section 4750, these costs are, in turn, eligible for full reimbursement by the State, with the exception of Countywide Administrative Overhead and interest expense.

| DETAIL BY REVENUE CATEGORY AND APPROPRIATION CATEGORY | 2009/10 ACTUALS | 2010/11 ADOPTED BUDGET | 2011/12 CAO RECOMMENDED | FROM ADOPTED TO RECOMMENDED | PERCENT CHANGE |
|--|----------------------------|---------------------------------------|--|--|---------------------------|
| REVENUES | | | | | |
| Intergovernmental Rev State | 207,973 | 379,129 | 256,824 | (122,305) | (32%) |
| General Fund Contribution | 29,414 | 0 | 0 | 0 | 0% |
| TOTAL REVENUES | 237,387 | 379,129 | 256,824 | (122,305) | (32%) |
| APPROPRIATIONS | | | | | |
| Services and Supplies | 285,386 | 212,250 | 249,500 | 37,250 | 18% |
| Other Charges | 6,371 | 4,680 | 7,324 | 2,644 | 56% |
| TOTAL APPROPRIATIONS | 291,757 | 216,930 | 256,824 | 39,894 | 18% |

DEPARTMENTAL BUDGET SUMMARY

The Recommended Budget of \$256,824 for CMF Cases represents an overall decrease of \$122,305, or 32.3%, in revenues and an increase of \$39,894, or 18.4%, in expenditures when compared to FY2010/11 Adopted Budget. Net County Cost is thus increased by \$162,199 in relation to the FY2010/11 Adopted Budget, although all expenses in this budget unit are offset by state reimbursement. The apparent Net County Cost increase occurs because revenues anticipated for FY2009/10 were instead expected to be received in FY2010/11. The revenues included in the FY2011/12 budget reflect a level more in line with prior years.

PENDING ISSUES AND POLICY CONSIDERATIONS

There are no pending issues or policy considerations at this time.

FUNCTION AND RESPONSIBILITY

This budget serves as a conduit for a \$300,000 Community Development Block Grant from the California Department of Housing and Community Development to provide technical assistance to micro-enterprise businesses and to operate a micro-enterprise loan program. A micro-enterprise business has five or fewer employees. The program targets businesses that are either owned by or employ residents who earn 80% or less of the median family income in Solano County. The County contracts with the Solano Community College Small Business Development Center to deliver program services. The grant expires December 31, 2011.

| DETAIL BY REVENUE CATEGORY AND APPROPRIATION CATEGORY | 2009/10 ACTUALS | 2010/11 ADOPTED BUDGET | 2011/12 CAO RECOMMENDED | FROM ADOPTED TO RECOMMENDED | PERCENT CHANGE |
|--|----------------------------|---------------------------------------|--|--|---------------------------|
| REVENUES | | | | | |
| Intergovernmental Rev State | 0 | 55,535 | 204,837 | 149,302 | 269% |
| TOTAL REVENUES | 0 | 55,535 | 204,837 | 149,302 | 269% |
| APPROPRIATIONS | | | | | |
| Services and Supplies | 0 | 45,070 | 94,372 | 49,302 | 109% |
| Other Charges | 0 | 0 | 100,000 | 100,000 | 0% |
| Other Financing Uses | 0 | 10,465 | 10,465 | 0 | 0% |
| TOTAL APPROPRIATIONS | 0 | 55,535 | 204,837 | 149,302 | 269% |
| NET COUNTY COST | 0 | 0 | 0 | 0 | 0% |

SUMMARY OF SIGNIFICANT ADJUSTMENTS

The Recommended Budget totals \$204,837 in revenues and expenditures. This represents an increase of \$149,302 or 269% in revenues and expenditures when compared to the FY2010/11 Adopted Budget. The increase is primarily due to full implementation of the grant program activities.

FUNCTION AND RESPONSIBILITIES

This budget was established as a “holding account” to track revenues from the City of Vallejo to the County, resulting from the FY2000/01 Southeast Vallejo Redevelopment Agreement between the County and the City of Vallejo.

This budget accounts for Southeast Vallejo Redevelopment Agreement settlement funds from the City of Vallejo and disperses funds to the Department of Resource Management-Public Works Division for eligible redevelopment projects.

| DETAIL BY REVENUE CATEGORY AND APPROPRIATION CATEGORY | 2009/10 ACTUALS | 2010/11 ADOPTED BUDGET | 2011/12 CAO RECOMMENDED | FROM ADOPTED TO RECOMMENDED | PERCENT CHANGE |
|--|----------------------------|---------------------------------------|--|--|---------------------------|
| REVENUES | | | | | |
| Revenue From Use of Money/Prop | 3,680 | 0 | 0 | 0 | 0% |
| Charges For Services | 6,088 | 0 | 0 | 0 | 0% |
| TOTAL REVENUES | 9,767 | 0 | 0 | 0 | 0% |
| APPROPRIATIONS | | | | | |
| Other Financing Uses | 360,529 | 0 | 0 | 0 | 0% |
| TOTAL APPROPRIATIONS | 360,529 | 0 | 0 | 0 | 0% |

DEPARTMENTAL BUDGET SUMMARY

There is no Recommended Budget.

FUNCTION AND RESPONSIBILITY

This Fund was originally established as a Special Revenue Fund to ensure that revenues received from the Nationwide Tobacco Master Settlement Agreement (MSA) were used to address health issues in the county. Initially, revenues were received directly under the MSA. In FY2002/03, the decision was made to securitize that revenue stream, eliminating the risks associated with such a structured settlement. Securitization proceeds could either be used en toto for capital construction purposes, or distributed over time for general purposes through a process known as deallocation.

From FY2001/02 to FY2008/09, MSA income and deallocation monies generated by the securitization proceeds were received in Fund 200, Budget Unit (BU) 2000. From BU 2000, monies were annually transferred to Fund 239, from which they were available solely for the pursuit of health-related objectives.

During that period, money from Fund 239 was used to offset State cutbacks to health programs, support activities under the MSA Strategic Plans for Reducing Rates and Health Access, and provide support for local Community Clinics as approved annually by the Board of Supervisors. Such applications of securitization proceeds enabled the County to free up General Fund dollars for other countywide priorities.

In January 2008, the Board approved the use of MSA securitization proceeds as a means of financing the Twin Campus Projects in Vallejo and Fairfield and the William J. Carroll Government Center (WJCGC) in Vacaville. Board approval also enabled the construction of a new public Health Laboratory, new Public Health Clinics in Vallejo and Fairfield, a dental clinic, new Mental Health facilities, and when the WJCGC is completed in 2012, an additional Public Health Clinic and a dental clinic. The use of the funds for capital project investments ended the deallocation process and eliminated the annual revenue stream to Fund 200 and, thus, to Fund 239.

As part of the Board's continuing commitment to the Reducing Rates and Health Access FY2008/09 through FY2010/11, MSA money was backfilled with General Fund contributions during the three-year Strategic Plan. FY2010/11 marked the third and final year of both, the Strategic Plan and the Board's stated commitment to appropriate General Fund dollars for the ongoing support to Health Access and Reducing Rates activities.

For FY2011/12, the Board has provided initial budget directions to fund and retain several of the programs in Health Access and Reducing Rates. Refer to Budget Unit 1903 for further information.

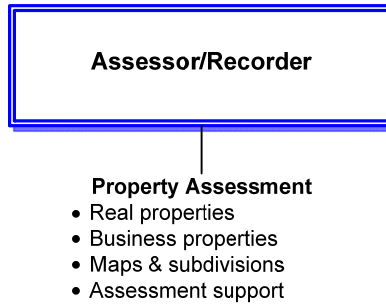
| DETAIL BY REVENUE CATEGORY AND APPROPRIATION CATEGORY | 2009/10 ACTUALS | 2010/11 ADOPTED BUDGET | 2011/12 CAO RECOMMENDED | FROM ADOPTED TO RECOMMENDED | PERCENT CHANGE |
|--|----------------------------|---------------------------------------|--|--|---------------------------|
| REVENUES | | | | | |
| Revenue From Use of Money/Prop | 15,829 | 0 | 0 | 0 | 0% |
| General Fund Contribution | 1,952,938 | 2,550,000 | 0 | (2,550,000) | (100%) |
| TOTAL REVENUES | 1,968,767 | 2,550,000 | 0 | (2,550,000) | (100%) |
| APPROPRIATIONS | | | | | |
| Other Financing Uses | 2,982,265 | 2,945,000 | 380,242 | (2,564,758) | (87%) |
| TOTAL APPROPRIATIONS | 2,982,265 | 2,945,000 | 380,242 | (2,564,758) | (87%) |

SUMMARY OF SIGNIFICANT ADJUSTMENTS

This budget reflects minimal activity for FY2011/12. The FY2011/12 Recommended Budget appropriates \$380,242, the last of Fund 239's Fund Balance. \$335,750 of the \$380,242 is reflected in Health and Social Services' BU 7503 in lieu of a new General Fund contribution to the Community Clinics, to help offset part of the costs incurred by the clinics for uncompensated care. The balance of \$44,492 is being transferred into budget unit 1903, General Expenditures, to mitigate General Fund costs.

PENDING ISSUES AND POLICY CONSIDERATIONS

In the event any Fund Balance at all remains in this Fund after the Auditor-Controller closes the books for FY2010/11, the County Administrator will recommend the Board consider its use for the support of priority programs in accordance with the Board's direction to staff during its May 3, 2011 meeting. Refer to Budget Unit 1903 for further information.



DEPARTMENTAL PURPOSE

As mandated by the California Constitution, the County Assessor is an elected official, governed by the California Constitution, the laws passed by the Legislature, and the rules adopted by the State Board of Equalization. The primary purpose of the Assessor’s Office is to determine annually the full value of all taxable property within the County. In accordance with specific mandates by State, County and local jurisdictions, this Office is responsible for identifying property and its ownership, and placing value on all taxable property within the county. This information is compiled into the Annual Assessment Roll and is reported to the State, the County Administrator’s Office, Treasurer/Tax Collector/County Clerk, Auditor-Controller, other public agencies and to the public. In Solano County, the elected office of the County Assessor is combined with the County Recorder as a single Countywide elected position.

| Budget Summary: | |
|--|-----------|
| FY2010/11 Third Quarter Projection: | 6,338,681 |
| FY2011/12 Recommended: | 6,284,721 |
| County General Fund Contribution: | 4,146,221 |
| Percent County General Fund Supported: | 66.0% |
| Total Employees (FTEs): | 35 |

FUNCTION AND RESPONSIBILITIES

The Assessor’s Office annually identifies, locates, inspects, analyzes and estimates the assessed value of approximately 142,000 parcels, 6,700 business properties, 7,000 boats, 1,200 manufactured homes, and 200 aircraft located in the County. Additionally, the Office reviews approximately 25,000 parcels from recorded documents, with full or partial ownership changes, analyzes legal descriptions, and verifies accurate ownership; performs annually approximately 62 mandatory audits; annually values approximately 600 Possessory Interest properties, 122 government owned (Section 11) properties, and 2,300 California Land Conservation (Williamson) Act properties; responds to written appeals from property owners contesting the taxable value of their property; receives, examines and processes applications from taxpayers requesting property tax exemptions (homeowners, disabled veterans and non-profits); maintains a complete set of assessment maps geographically identifying all real property within the County.

SIGNIFICANT CHALLENGES AND ACCOMPLISHMENTS

- Continue to address unprecedented workload increases associated with the collapse of the real estate market. This year, approximately 6,000 additional properties were placed on Proposition 8 status, which brings the total to 64,000 properties whose values have been temporarily reduced due to the collapse of the real estate market. Proposition 8 requires the Assessor to value property at the lesser of market value or factored base year value, also known as Proposition 13 value.
- Continued success with the automated valuation model (AVM) software program assisting in the review of 115,000 residential properties for adjustments to current assessed values.

- Acquired two additional AVMs to assist appraisal staff with the valuation of the 52,000 residential properties (not on Proposition 8 status) and to address residential assessment appeals.
- Challenges include addressing the commercial property valuations, i.e. changes of ownership, Proposition 8 review requests and assessment appeals. The commercial Proposition 8 review requests and the assessment appeal workload have increased 300% from prior years. Largest appeals include Genentech with \$3.5 billion in assessed value at-risk, and four wind farms with a total \$660 million in assessed value at-risk. The potential property tax loss equals 1% of the at-risk assessed values, or \$35 million and \$6.6 million, respectively.
- In FY2010/11, the capacity of existing resources had been exceeded and resulted in the delay in submission of the Assessment Roll to the State due on July 1, 2010; and delays in Proposition 8 reviews of non-residential property types. i.e. commercial/industrial/agricultural/vacant land.

WORKLOAD INDICATORS

- During the period of July 1 2010 – June 30, 2011, the Assessor’s office processed 6,000 new Proposition 8 review requests from property owners. Since FY2009/10, the Assessor has processed 64,000 Proposition 8 reviews. Each of these parcels requires annual review.
- During the period July 1 2010-June 30 2011, there has been a 400% overall workload increase of appraisal valuations due to statutory requirements, i.e. changes of ownership, foreclosures, assessment appeals and Proposition 8 reviews.

| DETAIL BY REVENUE AND APPROPRIATION FUNCTIONAL AREA | 2009/10 ACTUALS | 2010/11 ADOPTED BUDGET | 2011/12 CAO RECOMMENDED | FROM ADOPTED TO RECOMMENDED | PERCENT CHANGE |
|--|------------------------|-------------------------------|--------------------------------|------------------------------------|-----------------------|
| REVENUES | | | | | |
| Property Assessment | 349,663 | 273,750 | 2,138,500 | 1,864,750 | 681% |
| TOTAL REVENUES | 349,663 | 273,750 | 2,138,500 | 1,864,750 | 681% |
| APPROPRIATIONS | | | | | |
| Property Assessment | 5,654,856 | 6,554,284 | 6,284,721 | (269,563) | (4%) |
| TOTAL APPROPRIATIONS | 5,654,856 | 6,554,284 | 6,284,721 | (269,563) | (4%) |
| NET COUNTY COST | | | | | |
| Property Assessment | 5,305,193 | 6,280,534 | 4,146,221 | (2,134,313) | (34%) |
| TOTAL NET COUNTY COST | 5,305,193 | 6,280,534 | 4,146,221 | (2,134,313) | (34%) |
| STAFFING | | | | | |
| Property Assessment | 44 | 40 | 35 | (5) | (13%) |
| TOTAL STAFFING | 44 | 40 | 35 | (5) | (13%) |

DEPARTMENTAL BUDGET SUMMARY

The Recommended Budget for the Assessor’s Office of \$6,284,721 represents an overall increase of \$1,864,750, or 681.2%, in revenues and a decrease of \$269,563, or 4.1%, in expenditures when compared to the FY2010/11 Adopted Budget. As a result, Net County Cost is decreased by \$2,134,313, or 34%.

The primary funding source for the Department is property tax administration fees of \$1,870,000, which is an increase of \$1,775,000 from the previous fiscal year. This is the first year that property tax administration fees have been recognized as revenues in the departmental budget; in past years, property tax administration fees were recorded in General Revenue (budget unit). The change in budgeting is being made to more accurately and easily reflect the cost of the Assessor’s Office operations.

The primary costs for the Assessor’s Office are:

- Salary and benefits, with total appropriations of \$3,660,704, are projected to decrease by \$202,805, or 5.2%, primarily due to the net loss of 3.0 FTE positions, with additional projected savings from the hiring of replacements at either a lower step

or lower classification than the incumbents. The savings are mitigated by higher charges for unemployment insurance and workers compensation and the annual charge for the cost of the PARS Supplemental Retirement Plan for five employees.

- Solano County Integrated Property System (SCIPS) and Central Data Processing (CDP) charges which are budgeted at \$1,436,146 and \$241,005, respectively. These are allocated costs based on the operating costs of the Department of Information Technology to provide data processing and automation support to the Department.
- Countywide Administrative Overhead totaling \$277,909 for the Department's share of allocable costs of central services departments, such as the Auditor-Controller for accounting and payroll service, General Services for custodial and purchasing services, County Counsel for legal services, etc.
- Contracted Services of \$140,840 to cover professional services for mineral rights valuation and wind farm assessment appeal defense.

DEPARTMENT COMMENTS

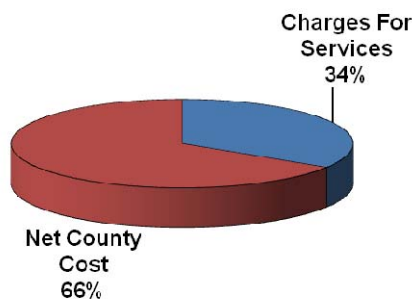
As part of the countywide effort to deal with the structural deficit, the Department has accepted the applications of five employees for the PARS Supplementary Retirement Plan. The Board has approved the backfill of two positions, resulting in a net loss of 3.0 FTE positions. The Department plans to re-structure its organization to meet workload requirements.

Based on current trend analysis, the Department projects that workload will increase further as the slide in the residential housing and commercial real estate markets continues into FY2011/12. The number of parcels requiring Proposition 8 reviews will continue to grow, while those parcels previously reassessed under Proposition 8 will need annual reassessments. In addition, the rising number of "short sales" and foreclosures will raise the number of change in ownership transactions. Assessment appeals will also continue.

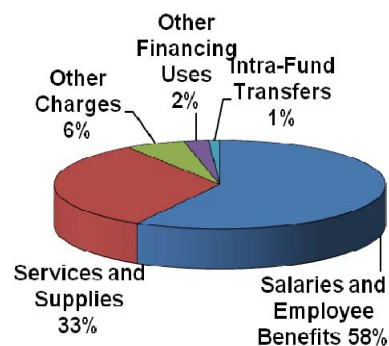
In contrast with the anticipated increase in workload, the Assessor's staffing is decreasing by 3.0 FTE positions in FY2011/12. While reducing resources may not appear consistent with increasing workload, it reflects the Department's strategy to address its workload by re-structuring to deploy its personnel more efficiently and the use of technology and automation. Overtime and Extra Help staff will be used to meet peak period requirements.

In FY2009/10, the Department purchased and placed in service automated valuation software to process nearly 64,000 Proposition 8 reviews, which would have otherwise required the addition of ten additional appraisers. In FY2010/11, the Board authorized the purchased of two additional valuation software packages to process change in ownerships and residential appeals. These additional tools, which are expected to be in full service in FY2011/12, allow the Department to mitigate the staffing reductions.

SOURCE OF FUNDS



USE OF FUNDS



| DETAIL BY REVENUE CATEGORY AND APPROPRIATION CATEGORY | 2009/10 ACTUALS | 2010/11 ADOPTED BUDGET | 2011/12 CAO RECOMMENDED | FROM ADOPTED TO RECOMMENDED | PERCENT CHANGE |
|--|----------------------------|---------------------------------------|--|--|---------------------------|
| REVENUES | | | | | |
| Charges For Services | 349,663 | 273,750 | 2,138,500 | 1,864,750 | 681% |
| TOTAL REVENUES | 349,663 | 273,750 | 2,138,500 | 1,864,750 | 681% |
| APPROPRIATIONS | | | | | |
| Salaries and Employee Benefits | 3,858,563 | 3,863,509 | 3,660,704 | (202,805) | (5%) |
| Services and Supplies | 1,210,453 | 1,970,811 | 2,038,213 | 67,402 | 3% |
| Other Charges | 423,477 | 487,421 | 365,800 | (121,621) | (25%) |
| Other Financing Uses | 105,968 | 164,543 | 152,004 | (12,539) | (8%) |
| Intra-Fund Transfers | 56,395 | 68,000 | 68,000 | 0 | 0% |
| TOTAL APPROPRIATIONS | 5,654,856 | 6,554,284 | 6,284,721 | (269,563) | (4%) |
| NET COUNTY COST | 5,305,194 | 6,280,534 | 4,146,221 | (2,134,313) | (34%) |

SUMMARY OF SIGNIFICANT ADJUSTMENTS

This is the first year that the Assessor's share of property tax administration fees has been recognized in the departmental budget. This is a change in administrative policy and also, a change in accounting practice that was implemented in order to align revenues in the same budget unit where the expenditures are incurred. Property tax administration fees are charged to cities and agencies to reimburse the County Assessor, Tax Collector, and Auditor for their costs related to the administration of property tax assessment, collection and allocation. In prior years, these revenues were recognized and recorded in General Revenue (budget unit 1101).

The projected revenues from property tax administration fees represent the 52% recoverable costs of property tax administration. The portion of the property tax administration costs that is not recovered is attributed to the General Fund at 23% and the school districts at 25%. School districts are exempted by law from paying property tax administration fees. As a result, the Assessor's operating deficit related to the unrecovered property tax administration fees becomes a General Fund cost.

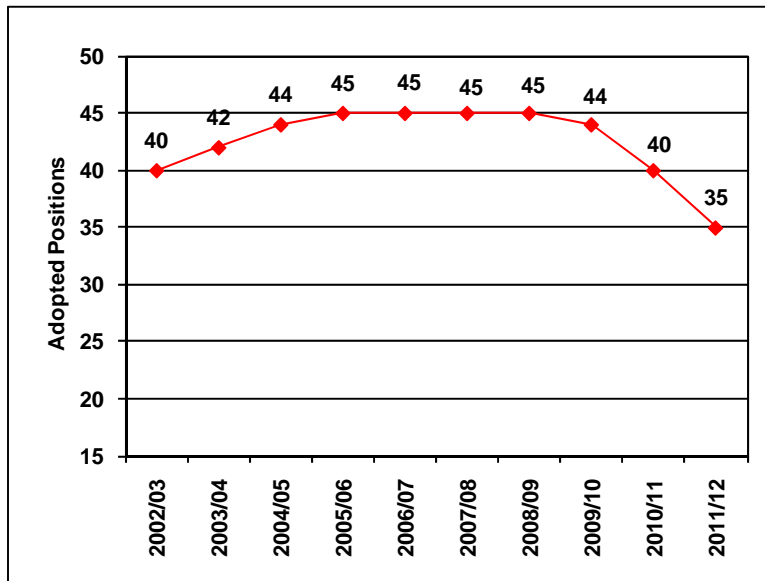
SUMMARY OF POSITION CHANGES

Changes in Assessor's position allocation from the FY2010/11 Adopted Budget are provided below:

- In December 2010, the following position changes were approved as part of the Assessor's reorganization plan:
 - Delete 1.0 FTE Supervising Cadastral Mapping Technician
 - Delete 1.0 FTE Senior Auditor-Appraiser
 - Add 1.0 Appraiser Technician
- In April 2011, the following position changes were approved as part of the County's PARS Supplemental Retirement Plan:
 - Delete 1.0 FTE Appraiser (Senior)
 - Delete 1.0 FTE Appraiser
 - Delete 2.0 Cadastral Mapping Technician III
 - Delete 1.0 FTE Office Coordinator
 - Add 1.0 FTE Appraiser
 - Add 1.0 FTE Cadastral Mapping Technician II

- In the Recommended Budget, the position allocations for the Assessor/Recorder and the Assistant Assessor/Recorder previously allocated to the Assessor Division have been split equally between the Assessor Division (budget unit 1151) and the Recorder Division (budget unit 2906), resulting in the following change:
 - Delete 0.5 FTE Assessor/Recorder
 - Delete 0.5 FTE Assistant Assessor/Recorder

STAFFING TREND



PENDING ISSUES AND POLICY CONSIDERATIONS

None.

| DETAIL BY REVENUE AND APPROPRIATION OTHER ADMINISTERED BUDGETS | 2009/10 ACTUALS | 2010/11 ADOPTED BUDGET | 2011/12 CAO RECOMMENDED | FROM ADOPTED TO RECOMMENDED | PERCENT CHANGE |
|---|----------------------------|---------------------------------------|--|--|---------------------------|
| REVENUES | | | | | |
| 2909-Recorder | 949,052 | 1,276,953 | 1,495,025 | 218,072 | 17% |
| 4000-Recorder/Micrographic | 1,190,788 | 620,000 | 723,636 | 103,636 | 17% |
| APPROPRIATIONS | | | | | |
| 2909-Recorder | 1,596,601 | 1,678,284 | 1,640,978 | (37,306) | (2%) |
| 4000-Recorder/Micrographic | 1,116,731 | 620,470 | 940,285 | 319,815 | 52% |
| NET COUNTY COST | | | | | |
| 2909-Recorder | 647,549 | 401,331 | 145,953 | (255,378) | (64%) |
| 4000-Recorder/Micrographic | (74,057) | 470 | 216,649 | 216,179 | 45996% |

The Department's respective 'other' budget units follow.

DEPARTMENTAL PURPOSE

The County Recorder is an elected official who acts as the perpetual guardian of land, birth, death and marriage records that have been entrusted to his safety and care. All functions of the Recorder are conducted under and adhere to the provisions of the State Constitution, State Codes and County Codes. In Solano County, the elected office of the County Recorder is combined with the County Assessor as a single Countywide elected position.

FUNCTION AND RESPONSIBILITIES

Under the Recorder's Office, four units work together to securely handle a variety of documents on behalf of the public and state at large.

- The Examining Unit receives, examines and records land title documents, military records, maps and construction contracts. It also provides certified copies of said documents and assistance to the general public.
- The Indexing/Verifying Unit indexes all land title and vital records to create a searchable database so all records are easily retrievable.
- The Scanning Unit images all records, filed and registered, that are accepted by the Recorder's Office. To ensure accuracy and reproducibility, every document is quality-control checked by the unit's staff. In addition, microfilm copies of records are produced for archival storage in compliances with the law.
- The Vital Records Unit, by statute, provides search, retrieval and certified record services where the public can obtain legal copies of birth, death and marriage documents.

In accordance with the California Revenue and Taxation Code, a tax is imposed on each recorded document in which real property is sold, a tax on deeds transferring, granting, assigning or otherwise conveying title of property within the county. The Recorder's Office collects and distributes these Documentary Transfer Taxes on behalf of the County and cities.

The Recorder's Office also acts as the central collector for Other Revenue and Distribution Programs that have been mandated for the direct benefit of other agencies. On a daily basis the Recorder collects and disburses special fees and surcharges over and above actual recording fees on behalf of other agencies. Presently, the Recorder's Office collects funds for Trial Court Funding, family violence prevention, local spousal and child abuse programs, the Assessor, the District Attorney, Resource Management's Public Works Division, State Department of Health and all the cities in Solano County.

| DETAIL BY REVENUE CATEGORY AND APPROPRIATION CATEGORY | 2009/10 ACTUALS | 2010/11 ADOPTED BUDGET | 2011/12 CAO RECOMMENDED | FROM ADOPTED TO RECOMMENDED | PERCENT CHANGE |
|--|----------------------------|---------------------------------------|--|--|---------------------------|
| REVENUES | | | | | |
| Charges For Services | 909,338 | 1,240,000 | 1,474,000 | 234,000 | 19% |
| Misc Revenue | 39,714 | 36,953 | 21,025 | (15,928) | (43%) |
| TOTAL REVENUES | 949,052 | 1,276,953 | 1,495,025 | 218,072 | 17% |
| APPROPRIATIONS | | | | | |
| Salaries and Employee Benefits | 1,281,607 | 1,371,897 | 1,319,269 | (52,628) | (4%) |
| Services and Supplies | 127,260 | 131,493 | 126,271 | (5,222) | (4%) |
| Other Charges | 112,349 | 83,540 | 97,398 | 13,858 | 17% |
| Other Financing Uses | 34,389 | 50,759 | 55,522 | 4,763 | 9% |
| Intra-Fund Transfers | 40,997 | 40,595 | 42,518 | 1,923 | 5% |
| TOTAL APPROPRIATIONS | 1,596,601 | 1,678,284 | 1,640,978 | (37,306) | (2%) |
| NET COUNTY COST | 647,549 | 401,331 | 145,953 | (255,378) | (64%) |
| STAFFING | | | | | |
| Recorder | 12 | 13 | 14 | 1 | 8% |

SIGNIFICANT CHALLENGES AND ACCOMPLISHMENTS

- The Recorder's Office indirectly supports health and public safety programs by collecting revenues on their behalf. In FY2010/11, the Recorder's Office collected \$7,500 for family violence oversight and \$60,000 for local spousal and child

abuse prevention programs; \$176,000 for the Trial Court Fund to help keep the State courts operating; and \$130,000 for the District Attorney's Real Estate Fraud Prosecution Fund to curtail fraud.

- To protect the identities of Solano County citizens, the Recorder's Office participates in the Social Security Number (SSN) Truncation Program. In FY2010/11, over 110,761 documents were reviewed and social security numbers present in 1,283 documents were truncated (blacked out). Since the inception of the program in FY2008/09, a total of 1,952,981 documents have been reviewed, with SSN's truncated from 128,627 documents.
- In FY2011/12 the Recorder's Office plans to implement the Electronic Recording Delivery System (EDRS) that will allow the electronic receipt of documents for recording and to refine the auto-indexing program in order to further enhance accuracy.

WORKLOAD INDICATORS

- In FY2010/11, the Department examined, recorded, indexed, mailed back to owners over 110,761 documents; the Department anticipates a 10% increase in FY2011/12
- In the same period, issued close to 17,000 official birth, death, and marriage certificates and over 7252 certified copies of official records were issued.

DEPARTMENTAL BUDGET SUMMARY

The Recommended Budget for the Recorder's Office of \$1,640,978 represents an overall increase of \$218,072, or 17.1%, in revenues and a decrease of \$37,306, or 2.2%, in expenditures when compared to the FY2010/11 Adopted Budget. As a result, Net County Cost is decreased by \$255,378, or 63.6%.

The primary funding sources for the Recorder's Office are fees from recording and issuance of official documents and vital records. With the fee increase of \$6 per document approved by the Board in FY2010/11, along with the projected increase in the number of documents to be recorded, the Office estimates revenues from recording fees of \$1,300,000, an increase of \$225,000, or 20.9% over the previous year. In addition, fees collected for photo/microfiche copies are projected to bring in \$174,000.

The primary cost centers for the Office are salary expenses and charges from central services departments and data processing services. Salary and benefits are projected to decrease by \$52,628 to \$1,319,269. The savings are due primarily to the elimination of funding for Extra Help staff and the hiring of staff at lower step levels than the incumbents. Other major expenditures are \$96,898 for Countywide Administrative Overhead and \$59,434 for Central Data Processing, both non-controllable costs for the Department.

SUMMARY OF SIGNIFICANT ADJUSTMENTS

The increase of \$6 per recorded instrument that was authorized by statute and approved by the Board in FY2010/11 has significantly improved departmental revenues. While the fee increase has not generated sufficient revenues to fully offset the Department's operating costs, it has significantly reduced Net County Cost from \$401,331 to \$145,953, a decrease of \$255,378, or 63.6%.

The Recorder is cautiously optimistic that the trend set during the last two years of increasing number of documents to be recorded will exceed departmental FY2011/12 estimates. The additional revenues, over and above those included in the Department's budget, would further mitigate the remaining Net County Cost.

SUMMARY OF POSITION CHANGES

In October 2010, the following position was added, funded by the \$6 increase in recording fees:

- 1.0 FTE Office Assistant II

In the Recommended Budget, the position allocations for the Assessor/Recorder and the Assistant Assessor/Recorder previously allocated to the Assessor Division have been split equally between the Assessor Division (budget unit 1151) and the Recorder Division (budget unit 2906), resulting in the following change:

- Delete 0.5 FTE Assessor/Recorder
- Delete 0.5 FTE Assistant Assessor/Recorder

PENDING ISSUES AND POLICY CONSIDERATIONS

The Recorder's Office is moving forward with the implementation of the Electronic Recording Delivery System (ERDS) to allow acceptance of electronic documents for recordation. This system will provide significant convenience to the public and will result in greater efficiency and accuracy by more readily accepting documents for recordation.

Moreover, the Recorder is making a concerted effort to meet the statutory requirement to index documents within two days of recording in order to reinstate the collection of an additional \$1 fee per document for micrographics authorized under California Government Code 27361.4(c).

FUNCTION AND RESPONSIBILITY

The purpose of this special revenue fund is to recognize and balance the inflows and outflows of the Recorder's Office Micrographic, Modernization and Social Security Number (SSN) Truncation Program funds. Under the authority of Government Codes 27361.4, 27361(c) and 27361(d) these funds allow for public reporting and provide the appropriate safeguards for taxpayer investments. Each fund's budget unit and use is described below.

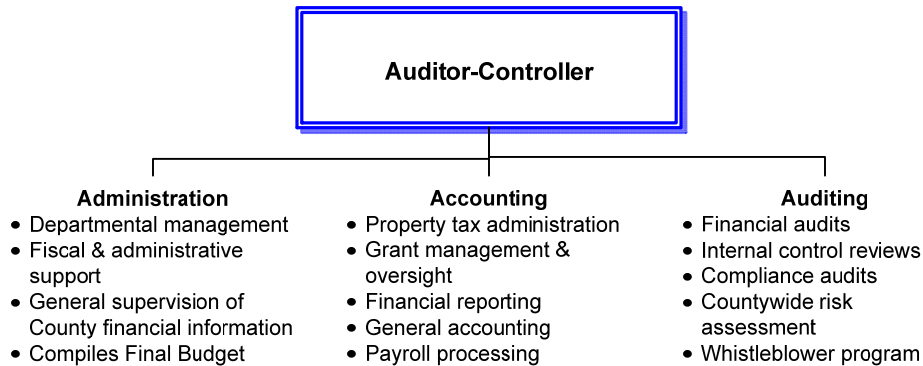
- BU 4001: The **Micrographics** fund defrays the cost of converting the Recorder's document storage system to micrographics. These funds are used only for the process of converting images to microfilm for archival purposes. Government Code 27361.4
- BU 4002: The **Modernization** fund is solely dedicated to support, maintain, improve and provide for the efficient modernization of the creation, retention and retrieval of information in the Recorder's records management system for recorded documents. Examples of the uses of this fund is to enhance and maintain the document management system, to upgrade computers used by staff and the general public, and for the purpose of training staff on the system. Government Code 27361 (c)
- BU 4003: The **SSN Truncation Program** fund is used for the creation and maintenance of the Recorder's SSN Truncation Program. This program protects Solano County citizens and the public from identity theft. Funds from this program are strictly dedicated to create and maintain a dual records system, containing two separate yet similar data bases, one for "Official Records" which contain Social Security Numbers but are exempt from the Public Records Act (except pursuant to a subpoena or Court order), and the other for "Public Records" that are an exact copy of the "Official Records" except for a truncated social security number. Government Code 27361 (d)

| DETAIL BY REVENUE CATEGORY AND APPROPRIATION CATEGORY | 2009/10 ACTUALS | 2010/11 ADOPTED BUDGET | 2011/12 CAO RECOMMENDED | FROM ADOPTED TO RECOMMENDED | PERCENT CHANGE |
|--|----------------------------|---------------------------------------|--|--|---------------------------|
| REVENUES | | | | | |
| Revenue From Use of Money/Prop | 124,123 | 42,000 | 47,636 | 5,636 | 13% |
| Charges For Services | 581,280 | 578,000 | 676,000 | 98,000 | 17% |
| Other Financing Sources | 485,385 | 0 | 0 | 0 | 0% |
| TOTAL REVENUES | 1,190,788 | 620,000 | 723,636 | 103,636 | 17% |
| APPROPRIATIONS | | | | | |
| Services and Supplies | 765,629 | 401,635 | 721,450 | 319,815 | 80% |
| Other Charges | 12,090 | 14,954 | 14,954 | 0 | 0% |
| F/A Equipment | 135,131 | 0 | 0 | 0 | 0% |
| Other Financing Uses | 203,881 | 203,881 | 203,881 | 0 | 0% |
| TOTAL APPROPRIATIONS | 1,116,731 | 620,470 | 940,285 | 319,815 | 52% |

SUMMARY OF SIGNIFICANT ADJUSTMENTS

Significant adjustments to the Recommended Budget stem from two areas:

- Recording fees of \$576,000 are projected to increase by \$98,000 due to the estimated increase in the number of documents to be recorded.
- Contracted services of \$721,450 are higher by \$319,301, primarily due to the costs of implementing the Electronic Recording Delivery System.



DEPARTMENTAL PURPOSE

The elected Auditor-Controller performs the duties of the office under the legal authority provided within Government Code Sections 26880 and 26900. The Auditor-Controller is the principal financial and accounting officer of the County.

| Budget Summary: | |
|--|-----------|
| FY2010/11 Third Quarter Projection: | 3,855,364 |
| FY2011/12 Recommended: | 3,954,430 |
| County General Fund Contribution: | 887,812 |
| Percent County General Fund Supported: | 22.5% |
| Total Employees (FTEs): | 29 |

FUNCTION AND RESPONSIBILITIES

The Auditor-Controller exercises general supervision of the financial information and accounts of all departments, districts and agencies under the control of the Board of Supervisors. The Auditor-Controller exercises this authority through its Administrative, Accounting and Auditing functions. The Auditor-Controller develops and enforces accounting policies and procedures; enforces budgetary controls and other administrative policies; ensures financial reporting in accordance with County policies, State and Federal laws, and Governmental Accounting Standards; processes payroll and related transactions for over 2,300 employees; manages the debt service funds for all long-term debt of the County; manages the Countywide Financial Information System and the PeopleSoft System (for payroll-related functions); administers the property tax apportionment system of the County; monitors all Federal and State assistance; prepares the Countywide Cost Allocation Plan; performs audits, internal control reviews; administers the County’s Whistleblower Program and promotes internal controls.

SIGNIFICANT CHALLENGES AND ACCOMPLISHMENTS

- Began implementing a countywide time and attendance system to increase accountability, improve accuracy and efficiency in managing employee leave and time reporting. The various rules by bargaining unit will be incorporated into this system, thereby improving consistency and accuracy in time reporting.
- Began implementing a countywide automated purchasing and disbursements process to eliminate labor and paper-intensive processes and result in a more efficient purchasing/disbursement process through the elimination of duplicate data entry, sharing of data, and automation of approvals.
- Developed and presented the Control Self-Assessment Program to County managers. As departments continue to downsize, internal controls are generally always compromised. This program is a tool for County managers to assess their control environment and identify control deficiencies. The Internal Audit Division will evaluate each department’s results and provide feedback.
- The State Controller’s Office completed a comprehensive 6-year property tax audit of the Auditor-Controller’s compliance with State property tax laws and identified no instances of non-compliance.

- Recipient of two awards for excellence in financial reporting from the Government Finance Officers Association and the State Controller’s Office. Continue to receive unqualified (clean) audit opinions on the County’s Comprehensive Annual Financial Report.

WORKLOAD INDICATORS

During FY2009/10:

- Processed over 84,600 vendor claims, deposit permits, journal entries, encumbrance adjustments, appropriation transfers, and wire/electronic fund transfers in the financial system.
- Processed over 90,000 payroll checks, payroll and benefit adjustments, direct deposit changes, tax withholding changes, garnishments, disability integration adjustments, provider payments, accrued leave payoffs, and COBRA payments.
- Administered over 1,029 tax rate areas generating over \$450 million in property taxes, which were calculated, allocated and paid to 75 taxing entities. Administered over 171,000 special assessments levied by cities, agencies and special districts totaling \$60 million. Researched, calculated, and issued over 12,000 property tax refunds.
- Employed over 7,000 hours to perform financial/compliance audits, process reviews, and reviews of internal controls. The audit hours were allocated as follow:
 - 1,218 hours assigned to Health & Social Services
 - 1,094 hours assigned to Mandated Financial Audits
 - 2,378 hours assigned to Special District and Other Financial Audits
 - 2,384 hours assigned to Countywide Reviews & Other Activities

| DETAIL BY REVENUE AND APPROPRIATION FUNCTIONAL AREA | 2009/10 ACTUALS | 2010/11 ADOPTED BUDGET | 2011/12 CAO RECOMMENDED | FROM ADOPTED TO RECOMMENDED | PERCENT CHANGE |
|--|------------------------|-------------------------------|--------------------------------|------------------------------------|-----------------------|
| REVENUES | | | | | |
| Administration | 704,796 | 673,035 | 524,840 | (148,195) | (22%) |
| Accounting | 2,326,102 | 2,368,373 | 1,984,491 | (383,882) | (16%) |
| Auditing | 779,142 | 893,561 | 557,287 | (336,274) | (38%) |
| TOTAL REVENUES | 3,810,040 | 3,934,969 | 3,066,618 | (868,351) | (22%) |
| APPROPRIATIONS | | | | | |
| Administration | 806,784 | 831,347 | 858,980 | 27,633 | 3% |
| Accounting | 2,364,040 | 2,557,526 | 2,503,284 | (54,242) | (2%) |
| Auditing | 550,004 | 587,082 | 592,166 | 5,084 | 1% |
| TOTAL APPROPRIATIONS | 3,720,828 | 3,975,955 | 3,954,430 | (21,525) | (1%) |
| NET COUNTY COST | | | | | |
| Administration | 101,988 | 158,312 | 334,140 | 175,828 | 111% |
| Accounting | 37,938 | 189,153 | 518,793 | 329,640 | 174% |
| Auditing | (229,138) | (306,479) | 34,879 | 341,358 | (111%) |
| TOTAL NET COUNTY COST | (89,212) | 40,986 | 887,812 | 846,826 | 2066% |
| STAFFING | | | | | |
| Administration | 3 | 3 | 3 | 0 | 0% |
| Accounting | 25 | 23 | 15 | (8) | (35%) |
| Auditing | 5 | 5 | 11 | 6 | 120% |
| TOTAL STAFFING | 33 | 31 | 29 | (2) | (6%) |

DEPARTMENTAL BUDGET SUMMARY

The Recommended Budget for the Auditor-Controller's Office of \$3,954,430 represents an overall decrease of \$868,351, or 22.1%, in revenues and \$21,525, or 0.5%, in appropriations when compared to the FY2010/11 Adopted Budget. As a result, Net County Cost is increased by \$846,826.

The primary funding sources for the Auditor-Controller's Office are as follow:

- County administrative overhead (A87) revenues of \$1,838,945 reflect a decrease of \$1,011,829, or 35.5%, from the previous fiscal year. A87 revenues are reimbursements received from County departments for their allocated share of costs of accounting, financial and/or audit services provided by the Auditor-Controller's office. The basis for these allocations is actual departmental costs in FY2009/10, the same year that the Auditor-Controller's Office implemented County-directed budgetary reductions to address the County's structural deficit and sliding revenues. The decrease in A-87 revenues is the consequence of this reduced operating and allocable costs to County departments. Offsetting the decrease in revenues are savings to County departments from lower A87 charges from the Auditor – Controller's Office.
- Assessment and tax collection fees of \$552,500 are projected to increase by \$127,500, or 30%. These revenues are generated from financial and accounting services to other funds and special districts. The increase is due to property tax administration fees. This is the first year property tax administration fees are being recognized as revenues in the departmental budget; in past years, property tax administration fees were recorded in General Revenue (budget unit 1101).
- Auditing and accounting fees of \$408,523 are projected to increase by \$32,188, or 8.6%. These are fees received for audit services to special districts and other governmental agencies.
- Revenues from Inter-fund Services Provided of \$164,650 are estimated to decrease by \$13,210, or 7.4%. These are revenues received from non-General Fund departments, such as First 5 Solano, Public Facilities Fees and East Vallejo Fire Protection District, for accounting and auditing services. The decrease is the result of reduced service requests from these departments.
- Revenues from Intra-fund Services – Accounting and Audit of \$149,580 are scheduled to decrease by \$22,000, or 12.8%. These revenues are from charges to the Treasury for accounting and financial services. The reduction is the result of a modified scope of work that requires fewer hours to complete.

The primary costs for the Auditor-Controller's Office are salary and benefits and central data processing (CDP) charges. Appropriations for salaries and benefits in FY2011/12 total \$3,201,481, a decrease of \$72,367 from the previous fiscal year mainly due to the elimination of 2.0 FTE positions. The savings from these positions are reduced by increases in workers compensation and unemployment insurance charges and the cost of the PARS Supplemental Retirement Plan (SRP) for one employee. CDP and Solano County Integrated Property System (SCIPS) charges of \$175,400 and \$246,197, respectively, are determined by the Department of Information Technology (DOIT) based on departmental costs to provide, maintain and support computer hardware, software and systems for the IFAS, PeopleSoft (key central automated systems) and SCIPS; the Auditor-Controller has no determinant control over DOIT costs.

The Recommended Budget includes contract services (Accounting and Financial Services) totaling \$114,262, of which \$105,650 is for Macias, Gini, O'Connell, LLP, an independent CPA firm, to perform the countywide audit of the County's Comprehensive Annual Financial Report and Single Audit.

The budget includes appropriations of \$15,000 to replace nine computers that are on DOIT's Computer Refresh Schedule. The replacement of some of these computers has been deferred in prior years due to budgetary constraints. The DOIT Refresh Schedule shows five computers over five years old, which exceeds the established recommended retention period.

DEPARTMENT COMMENTS

The Auditor-Controller performs countywide functions and oversees an \$844 million county budget. The Department is working with the Department of Information Technology to implement the following countywide technology solutions to improve efficiency and provide countywide automated solutions to current manual processes:

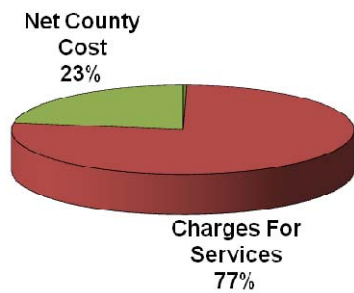
- IntelliTime System automates the leave request and time sheet reporting process while incorporating the Memorandum of Understanding rules of the numerous bargaining units. This countywide project was approved by the County's Process

Improvement Committee, and the contract with IntelliTime was approved by the Board of Supervisors on December 14, 2010.

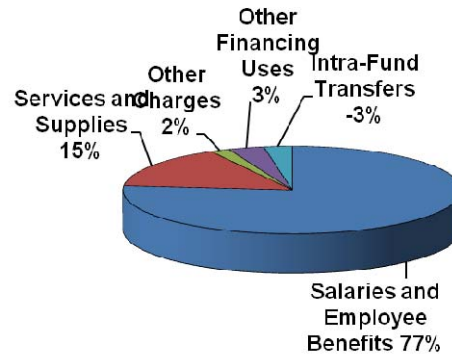
- Countywide automation of purchasing and disbursements workflow process. This project will automate the purchase requisition to payment process while eliminating duplicate data entry on various forms within the accounting system. This countywide project was approved by the County's Process Improvement Committee, and the contract with SunGard Public Sector was approved by the Board on April 5, 2011.
- SCIPS-Property tax automation of supplemental refunds project will eliminate the labor-intensive manual process for issuing supplemental tax refunds. Since FY2006/07, the county has seen a 1,136% increase in the number of supplemental refunds. This project will automate the refund process.

The implementation of these automation projects will put a strain on already-lean resources in the Auditor-Controller's Office; however, the benefits of these projects will save countywide resources and improve efficiencies.

SOURCE OF FUNDS



USE OF FUNDS



| DETAIL BY REVENUE CATEGORY AND APPROPRIATION CATEGORY | 2009/10 ACTUALS | 2010/11 ADOPTED BUDGET | 2011/12 CAO RECOMMENDED | FROM ADOPTED TO RECOMMENDED | PERCENT CHANGE |
|---|--------------------|------------------------------|-------------------------------|-----------------------------------|-------------------|
| REVENUES | | | | | |
| Intergovernmental Rev State | 11,880 | 8,500 | 13,000 | 4,500 | 53% |
| Charges For Services | 3,797,791 | 3,926,469 | 3,053,618 | (872,851) | (22%) |
| Misc Revenue | 369 | 0 | 0 | 0 | 0% |
| TOTAL REVENUES | 3,810,040 | 3,934,969 | 3,066,618 | (868,351) | (22%) |
| APPROPRIATIONS | | | | | |
| Salaries and Employee Benefits | 3,231,935 | 3,273,848 | 3,201,481 | (72,367) | (2%) |
| Services and Supplies | 462,210 | 615,671 | 647,045 | 31,374 | 5% |
| Other Charges | 78,075 | 77,975 | 77,045 | (930) | (1%) |
| Other Financing Uses | 91,413 | 139,649 | 142,947 | 3,298 | 2% |
| Intra-Fund Transfers | (142,805) | (131,188) | (114,088) | 17,100 | (13%) |
| TOTAL APPROPRIATIONS | 3,720,828 | 3,975,955 | 3,954,430 | (21,525) | (1%) |
| NET COUNTY COST | (89,212) | 40,986 | 887,812 | 846,826 | 2066% |

SUMMARY OF SIGNIFICANT ADJUSTMENTS

This is the first year the Auditor–Controller’s share of property tax administration fees has been recognized in the departmental budget. This change in policy was implemented in order to align revenues in the same budget unit where the expenditures are incurred. Property tax administration fees are charged to cities and agencies to reimburse the county assessor, tax collector, and auditor for their costs related to the administration of property tax assessment, collection and allocation. In prior years, these revenues were recognized and recorded in General Revenue (budget unit 1101).

The projected revenues from property tax administration fees represent the 52% recoverable costs of property tax administration. The portion of the property tax administration costs that is not recovered is attributed to the General Fund at 23% and the school districts at 25%. School districts are exempted by law from paying property tax administration fees. The operating deficit related to unrecovered property tax administration fees becomes a General Fund cost.

SUMMARY OF POSITION CHANGES

Changes in the Auditor-Controller’s position allocation from the FY2010/11 Adopted Budget are provided below:

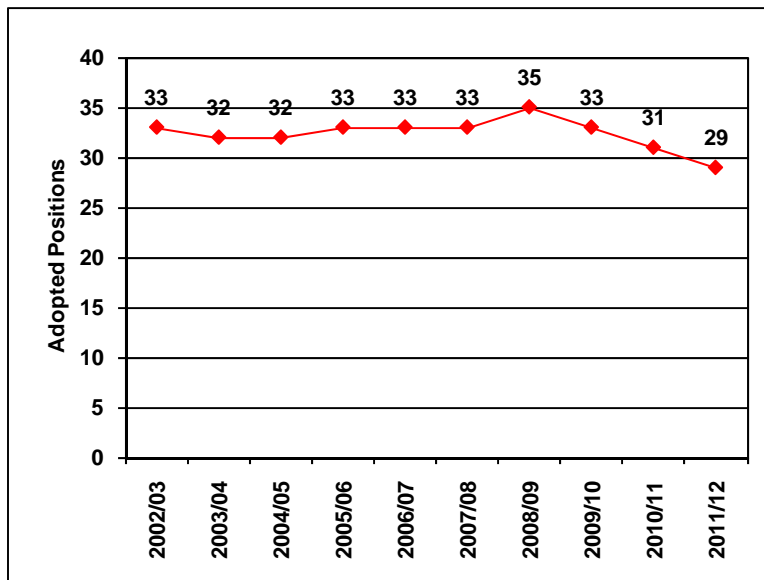
In April 2011, the following position change was approved as part of the County’s PARS Supplemental Retirement Plan:

- 1.0 FTE Accountant-Auditor III position deleted.

In addition, the Recommended Budget includes the deletion of the following:

- 1.0 FTE Accounting Technician

STAFFING TREND



PENDING ISSUES AND POLICY CONSIDERATIONS

The Governor has proposed legislation to dissolve Redevelopment Agencies. As part of this proposal, additional audit responsibilities will be required of the Auditor-Controller’s Internal Audit Division. In addition, the proposed changes impose additional accounting and reporting requirements on the Auditor-Controller for the administration of the Redevelopment Property Tax Trust Fund for 18 redevelopment projects. The Auditor-Controller will work closely with the County Administrator’s Office as this proposal moves through the legislative process.

| DETAIL BY REVENUE AND APPROPRIATION OTHER ADMINISTERED BUDGETS | 2009/10 ACTUALS | 2010/11 ADOPTED BUDGET | 2011/12 CAO RECOMMENDED | FROM ADOPTED TO RECOMMENDED | PERCENT CHANGE |
|---|----------------------------|---------------------------------------|--|--|---------------------------|
| REVENUES | | | | | |
| 1101-General Revenue | 147,815,418 | 133,596,602 | 132,607,125 | (989,477) | (1%) |
| 8006-Pension Debt Service Fund | 8,477,827 | 23,234,614 | 19,997,369 | (3,237,245) | (14%) |
| 8032-2002 Certificates of Participation | 3,164,868 | 3,095,941 | 3,157,790 | 61,849 | 2% |
| 8037-2007 Certificates of Participation | 4,804,676 | 4,805,731 | 4,815,972 | 10,241 | 0% |
| 8034-H&SS Admin/Refinance SPHF | 19,969,573 | 2,519,594 | 2,565,362 | 45,768 | 2% |
| APPROPRIATIONS | | | | | |
| 1101-General Revenue | 855,246 | 1,000,000 | 435,000 | (565,000) | (57%) |
| 8006-Pension Debt Service Fund | 12,989,764 | 8,284,941 | 9,490,549 | 1,205,608 | 15% |
| 8032-2002 Certificates of Participation | 3,146,611 | 3,138,614 | 3,157,790 | 19,176 | 1% |
| 8037-2007 Certificates of Participation | 4,805,775 | 4,805,731 | 4,815,972 | 10,241 | 0% |
| 8034-H&SS Admin/Refinance SPHF | 20,790,887 | 2,519,594 | 2,565,362 | 45,768 | 2% |
| NET COUNTY COST | | | | | |
| 1101-General Revenue | (146,960,172) | (132,596,602) | (132,172,125) | 424,477 | (0%) |
| 8006-Pension Debt Service Fund | 4,511,937 | (14,949,673) | (10,506,820) | 4,442,853 | (30%) |
| 8032-2002 Certificates of Participation | (18,257) | 42,673 | 0 | (42,673) | (100%) |
| 8037-2007 Certificates of Participation | 1,099 | 0 | 0 | 0 | 0% |
| 8034-H&SS Admin/Refinance SPHF | 821,314 | 0 | 0 | 0 | 0% |

The Department's respective 'other' budget units follow.

FUNCTION AND RESPONSIBILITY

The General Revenue budget exists to account for revenues not attributable to a specific County service or department. These revenues are available to support the County's general-purpose appropriations in accordance with the Board's priorities. The types of revenues included are property tax, property transfer tax, sales tax, property tax in-lieu of vehicle license fees, interest earnings, redevelopment pass-through and disposal fees.

| DETAIL BY REVENUE CATEGORY AND APPROPRIATION CATEGORY | 2009/10 ACTUALS | 2010/11 ADOPTED BUDGET | 2011/12 CAO RECOMMENDED | FROM ADOPTED TO RECOMMENDED | PERCENT CHANGE |
|--|----------------------------|---------------------------------------|--|--|---------------------------|
| REVENUES | | | | | |
| Taxes | 108,521,313 | 99,269,349 | 101,162,571 | 1,893,222 | 2% |
| Licenses, Permits & Franchise | 517,884 | 480,000 | 480,000 | 0 | 0% |
| Revenue From Use of Money/Prop | 1,322,978 | 1,402,000 | 502,000 | (900,000) | (64%) |
| Intergovernmental Rev State | 2,198,661 | 1,378,000 | 1,378,000 | 0 | 0% |
| Intergovernmental Rev Federal | 16,750 | 0 | 0 | 0 | 0% |
| Intergovernmental Rev Other | 17,595,234 | 17,892,253 | 16,749,554 | (1,142,699) | (6%) |
| Charges For Services | 7,168,575 | 6,575,000 | 4,275,000 | (2,300,000) | (35%) |
| Misc Revenue | 10,474,023 | 6,600,000 | 8,060,000 | 1,460,000 | 22% |
| TOTAL REVENUES | 147,815,418 | 133,596,602 | 132,607,125 | (989,477) | (1%) |
| APPROPRIATIONS | | | | | |
| Services and Supplies | 42,145 | 50,000 | 75,000 | 25,000 | 50% |
| Other Charges | 813,101 | 950,000 | 360,000 | (590,000) | (62%) |
| TOTAL APPROPRIATIONS | 855,246 | 1,000,000 | 435,000 | (565,000) | (57%) |
| NET COUNTY COST | (146,960,172) | (132,596,602) | (132,172,125) | 424,477 | (0%) |

DEPARTMENTAL BUDGET SUMMARY

Budgeted Appropriations are \$565,000 lower primarily because of a projected \$550,000 decrease in supplemental refunds. The number of property tax refunds and the assessed values resulting from property re-assessments has decreased over the prior year, and is expected to continue to decline.

Budgeted Revenues of \$132,632,089 reflect a decrease of \$964,513. Significant changes to the Revenues include:

Decreases:

- \$2,500,000 in Assessment and Tax Collection Fees due to the recognition of the Property Tax Administration Fees in the budgets of the departments incurring the costs (primarily the Assessor, Tax Collector and Auditor-Controller).
- \$900,000 in Interest Income due to lower interest yield expected on the General Fund's average daily cash balance and the interest charged on the various loans from the General Fund.
- \$1,142,699 in Redevelopment Pass-Through based on an estimated 2% decrease in values in the redevelopment areas.

Increases:

- \$1,893,222 net increase in Tax Revenues derived from projected increases of \$270,930 in current secured taxes, \$989,067 in Property Tax-In Lieu of VLF based on growth on the lien date valuations reported by the Assessor; \$750,000 in Supplemental Secured that is outpacing refunds. The revenue gains are partly offset by a projected decrease of \$130,467 in Sales & Use Tax-In Lieu attributable to a one-time adjustment by the State Department of Finance in FY2010/11.
- \$1,460,000 net increase in Miscellaneous Revenues primarily due to a \$1.5 million increase in the transfer from the Tax Loss Reserve Fund due to continued collections from delinquencies.
- \$200,000 in Disposal Fees resulting from of a 1.5% CPI increase in the 2012 tonnage fees.

PENDING LEGISLATION:

- The Governor has proposed legislation to dissolve Redevelopment Agencies. This legislation may impact redevelopment pass-through revenues budgeted at \$16,749,554.

- Also, a FY2011/12 Appeals Hearing regarding Measure E may significantly impact the total amount of disposal fees collected.

SUMMARY OF SIGNIFICANT ADJUSTMENTS

None.

Long-term Financial Obligations

The County has no outstanding general obligation bonds. The County's outstanding long-term debts as of June 30, 2011 are as follows:

| <u>Type</u> | <u>Total</u> |
|-------------------------------|----------------|
| Notes payable | \$ 1,023,890 |
| Capital leases | 566,153 |
| Certificates of Participation | 120,160,000 |
| Pension obligation bonds | 77,805,000 |
| Total | \$ 199,555,043 |

Notes payable

The County has entered into a note payable agreement with Suisun Redevelopment Agency to finance the County's share of the construction costs of the Suisun City Library.

Capital leases

The County has entered into a lease agreement as lessee for financing the acquisition of equipment for the Sheriff's Department.

Certificates of Participation

The County issued Certificates of Participation (COP) to provide funds for the acquisition and construction of major capital facilities. The proceeds of the COP were used for the construction of the Health and Social Services Administration Building, the County Administration Center in downtown Fairfield, the Probation Facility, the improvements to the Central Utility Plant, and the Library in Fairfield.

Taxable Pension Obligation Bonds

On June 16, 2004, the County issued \$96.6 million of Taxable Pension Obligation Bonds (POB) to prepay a partial obligation under its contract with CalPERS for the County's Unfunded Accrued Actuarial Liability (UAAL). These bonds were issued in four series: Series A in the amount of \$36.6 million which are fixed rate and Series B-1, B-2, B-3 in the amount of \$20 million each, which carry a variable rate and are Auction Rate Securities. On November 1, 2005, the County issued an additional \$42.3 million of Taxable Pension Obligation Bonds for an additional pre-payment to CalPERS, thus reducing its UAAL.

The County fully redeemed the Series B-1, B-2 and B-3 Auction Rate Securities ahead of schedule. In FY2010/11, the County refunded the remaining \$10 million in 2004 Series B-3 auction rate securities and issued the Series 2010 Taxable Pension Refunding Bonds.

Credit Rating

The County has maintained or improved ratings from all major domestic rating agencies through the economic disruptions of the past three years. Moody's and Standard & Poor's currently rate the County Aa3 & AA- respectively for Pension Obligation Debt and A1 & AA- respectively for Certificates of Participation. The maintenance of stable ratings in light of the collapse in real estate prices and the ongoing State budget deficits is accredited by Standard & Poor's to among other factors "the strong financial management and performance with general fund balances exceeding formal policy targets."

The Solano County Investment Pool is rated AAAf/S1 by Standard & Poor's, their highest credit rating. The rating is reflective of the portfolio structural diversification and extremely strong position in government-guaranteed debt obligations. The rating also reflects on the prudence and judgment of the portfolio managers. The "S1" volatility rating signifies that the Pool's net asset value possesses a low sensitivity to changing market conditions.

**COUNTY OF SOLANO, CALIFORNIA
Legal Debt Margin Information
Last Ten Fiscal Years**

| Fiscal Year | (1) Assessed Value of Property | (2) Debt Limit, 5% of Assessed Value | (3) Debt Applicable to the Limit | (4) Legal Debt Margin | Total net debt applicable to the limit as a percentage of debt limit |
|--------------------|---|---|---|--------------------------------------|---|
| 2009-10 | 39,256,945,402 | 1,962,847,270 | - | 1,962,847,270 | 0.00% |
| 2008-09 | 40,873,042,919 | 2,043,652,146 | - | 2,043,652,146 | 0.00% |
| 2007-08 | 45,318,102,865 | 2,265,905,143 | - | 2,265,905,143 | 0.00% |
| 2006-07 | 45,688,693,224 | 2,284,434,661 | - | 2,284,434,661 | 0.00% |
| 2005-06 | 41,544,353,287 | 2,077,217,664 | - | 2,077,217,664 | 0.00% |
| 2004-05 | 36,386,372,123 | 1,819,318,606 | - | 1,819,318,606 | 0.00% |
| 2003-04 | 32,280,154,735 | 1,614,007,737 | - | 1,614,007,737 | 0.00% |
| 2002-03 | 29,353,766,624 | 1,467,688,331 | - | 1,467,688,331 | 0.00% |
| 2001-02 | 26,560,455,206 | 1,328,022,760 | 5,100 | 1,328,017,660 | 0.00% |
| 2000-01 | 24,340,024,064 | 1,217,001,203 | 185,000 | 1,216,816,203 | 0.02% |

Notes:

- (1) Assessed property value data can be found in Schedule "Assessed Value of Taxable Property and Actual Value of Property."
- (2) California Government Code, Section 29909, states the total amount of bonded indebtedness shall not at any time exceed 5 percent of the taxable property of the county as shown by the last equalized assessment roll.
- (3) Bonded debt applicable to the limit only includes general obligation bonds.
Although the County has \$199 million in long-term debt, this is not subject to the legal debt margin.
- (4) The legal debt margin is the County's available borrowing authority under state finance statutes and is calculated by subtracting the debt applicable to the legal debt limit from the legal debt limit.

Source: Audited Financial Statements

FUNCTION AND RESPONSIBILITY

This budget unit is the conduit for the principal and interest payments for the Pension Obligation Bonds (POB) Series 2004, Series 2005 and Series 2010. The proceeds from the Pension Obligation Bonds were used to reduce the County's obligation with the California Public Employees' Retirement System (CalPERS) for the Unfunded Accrued Actuarial Liability for retirement benefits.

The POBs were issued to reduce the future interest rate risk and to stabilize retirement contribution rates through defined fixed rates and fixed maturity terms, thereby allowing the County to predict trends and manage the retirement program. Funding for this debt is collected through regular bi-weekly deductions from all County departments and the Solano County Fair.

The Auditor-Controller is responsible for administering the debt service of the POBs through the dates of redemption: January 15, 2018, for Series 2004; January 15, 2025, for Series 2005; and July 15, 2015, for Series 2010.

In FY2008/09, the County redeemed \$30 million of pension bonds partially funded by a loan from the General Fund. The loan will be repaid to the General Fund through future rate recovery charges from the departments. The outstanding loan balance as of June 30, 2011 is \$19,500,000.

In FY2010/11, the County offered a supplemental retirement program to qualifying employees in an effort to downsize the County's workforce. To fund this program, the County made a lump-sum payment of \$5.8 million to PARS, the plan administrator. The funding for this payment will be recovered through charges to the departments whose staff participated in the program.

| DETAIL BY REVENUE CATEGORY AND APPROPRIATION CATEGORY | 2009/10 ACTUALS | 2010/11 ADOPTED BUDGET | 2011/12 CAO RECOMMENDED | FROM ADOPTED TO RECOMMENDED | PERCENT CHANGE |
|--|----------------------------|---------------------------------------|--|--|---------------------------|
| REVENUES | | | | | |
| Revenue From Use of Money/Prop | 41,589 | 83,733 | 25,000 | (58,733) | (70%) |
| Misc Revenue | 830,076 | 768,693 | 870,000 | 101,307 | 13% |
| Other Financing Sources | 7,606,162 | 22,382,188 | 19,102,369 | (3,279,819) | (15%) |
| TOTAL REVENUES | 8,477,827 | 23,234,614 | 19,997,369 | (3,237,245) | (14%) |
| APPROPRIATIONS | | | | | |
| Services and Supplies | 32,945 | 55,000 | 25,000 | (30,000) | (55%) |
| Other Charges | 12,956,819 | 8,229,941 | 9,465,549 | 1,235,608 | 15% |
| TOTAL APPROPRIATIONS | 12,989,764 | 8,284,941 | 9,490,549 | 1,205,608 | 15% |
| NET COUNTY COST | 4,511,937 | (14,949,673) | (10,506,820) | 4,442,853 | (30%) |

DEPARTMENTAL BUDGET SUMMARY

The Department's Recommended Budget of \$9,490,549 represents an overall decrease of \$3,237,245, or 13.9%, in Revenues and an increase of \$1,205,608, or 14.6%, in appropriations when compared to the FY2010/11 Adopted Budget.

The primary factors contributing to the significant changes are:

Revenues:

- Increase of \$101,307 in Other Revenue from the reclassification of Solano County Fair collections from Interest Income, and the increase from Court's collections.
- Increase of \$329,587 in Operating Transfers In due to increase in POB rates resulting from the increase of debt service requirements.
- Decrease of \$3,609,406 in Long-term Debt Proceeds. This is only a budgetary entry necessary to account for the deficit Fund Balance created from the early redemption of the Pension Obligation Bonds. The budget deficit is being addressed through future rate recovery charges from the respective departments.

Appropriations:

- Net increase of \$1,235,608 in Other Charges, as a result of the increase of \$1,875,000 in Bond Redemption requirements per the POB's debt service schedule, and a decrease of \$503,392 in Interest charges.

SUMMARY OF SIGNIFICANT ADJUSTMENTS

None.

FUNCTION AND RESPONSIBILITY

This budget unit serves as the conduit for the principal and interest payments for the 2002 Certificates of Participation (COP). The 2002 Certificates of Participation were issued for the construction of the County Administration Center, the Probation Facility, improvements to the Central Utility Plant, and the Library in Fairfield.

In February 2007, a portion (85.2%) of the 2002 COP's was refinanced due to lower interest rates. However, due to the prepayment restrictions, the proceeds from the refinancing are being held in an escrow account until the 2002 COP's are refunded after November 1, 2012, the call date.

The Auditor-Controller is responsible for administering the debt service on the 2002 Certificates through the date of redemption, November 1, 2012. Debt service payments are financed from: 1) Courthouse Temporary Construction Fund; 2) Accumulated Capital Outlay Fund; and 3) General Fund.

| DETAIL BY REVENUE CATEGORY AND APPROPRIATION CATEGORY | 2009/10 ACTUALS | 2010/11 ADOPTED BUDGET | 2011/12 CAO RECOMMENDED | FROM ADOPTED TO RECOMMENDED | PERCENT CHANGE |
|--|----------------------------|---------------------------------------|--|--|---------------------------|
| REVENUES | | | | | |
| Revenue From Use of Money/Prop | 5,592 | 4,500 | 1,300 | (3,200) | (71%) |
| Charges For Services | 5,267 | 0 | 0 | 0 | 0% |
| Other Financing Sources | 2,900,530 | 3,091,441 | 3,156,490 | 65,049 | 2% |
| Residual Equity Transfers | 253,479 | 0 | 0 | 0 | 0% |
| TOTAL REVENUES | 3,164,868 | 3,095,941 | 3,157,790 | 61,849 | 2% |
| APPROPRIATIONS | | | | | |
| Services and Supplies | 4,894 | 15,849 | 5,800 | (10,049) | (63%) |
| Other Charges | 3,141,717 | 3,122,765 | 3,151,990 | 29,225 | 1% |
| TOTAL APPROPRIATIONS | 3,146,611 | 3,138,614 | 3,157,790 | 19,176 | 1% |
| NET COUNTY COST | (18,258) | 42,673 | 0 | (42,673) | (100%) |

DEPARTMENTAL BUDGET SUMMARY

There are no significant adjustments to the Department's Recommended Budget.

SUMMARY OF SIGNIFICANT ADJUSTMENTS

None.

FUNCTION AND RESPONSIBILITY

This budget unit is the conduit for the principal and interest payments for the 2007 Certificates of Participation (COP). Due to the prepayment restrictions, the proceeds from the 2007 COP are being held in an escrow account until the 2002 COP are refunded after November 1, 2012, the call date. The proceeds of the 2007 COP will be used to pay the refunded portion of the County of Solano 2002 Certificates of Participation.

The 2007 COP were issued to refund the 2002 COP at a lower rate of interest, resulting in interest savings to the County of about \$2.9 million in present value dollars over the term of the bonds. The 2002 Certificates of Participation were issued to finance the construction of the County Administration Center, the Probation Facility, improvements to the Central Utility Plant and the Library in Fairfield.

The Auditor-Controller is responsible for administering the debt service on the 2007 COP through the date of redemption on November 1, 2032. Debt service payments are financed from Public Facilities Fees, the General Fund, the Library, the Recorder, the Road Fund, and the 2% Building Use Allowance charged to the departments residing in the County Administration Center and the Probation buildings.

| DETAIL BY REVENUE CATEGORY AND APPROPRIATION CATEGORY | 2009/10 ACTUALS | 2010/11 ADOPTED BUDGET | 2011/12 CAO RECOMMENDED | FROM ADOPTED TO RECOMMENDED | PERCENT CHANGE |
|--|----------------------------|---------------------------------------|--|--|---------------------------|
| REVENUES | | | | | |
| Intergovernmental Rev Other | 110,500 | 104,000 | 104,000 | 0 | 0% |
| Charges For Services | 1,698,818 | 1,749,930 | 1,716,212 | (33,718) | (2%) |
| Other Financing Sources | 2,995,358 | 2,951,801 | 2,995,760 | 43,959 | 1% |
| TOTAL REVENUES | 4,804,676 | 4,805,731 | 4,815,972 | 10,241 | 0% |
| APPROPRIATIONS | | | | | |
| Services and Supplies | 2,915 | 5,000 | 5,000 | 0 | 0% |
| Other Charges | 4,802,860 | 4,800,731 | 4,810,972 | 10,241 | 0% |
| TOTAL APPROPRIATIONS | 4,805,775 | 4,805,731 | 4,815,972 | 10,241 | 0% |
| NET COUNTY COST | 1,099 | 0 | 0 | 0 | 0% |

DEPARTMENTAL BUDGET SUMMARY

There are no significant adjustments to the Department's Recommended Budget.

SUMMARY OF SIGNIFICANT ADJUSTMENTS

None.

FUNCTION AND RESPONSIBILITY

This budget unit serves as the conduit for the principal and interest payments for the 2009 Refunding Certificates of Participation. The proceeds of the 2009 Certificates of Participation (COP) were used to redeem the 1999 Refunding Certificates of Participation.

The 1999 Certificates of Participation (COP) were used to acquire a 4.89-acre parcel of undeveloped land to construct the Health and Social Services Administration Building adjacent to the Solano Park Health Facility and to defease the 1994 Certificates of Participation.

The Auditor-Controller is responsible for administering the debt service on the 2009 Certificates through maturity on November 15, 2019. Debt service payments are financed from Health and Social Services and Public Facilities Fees.

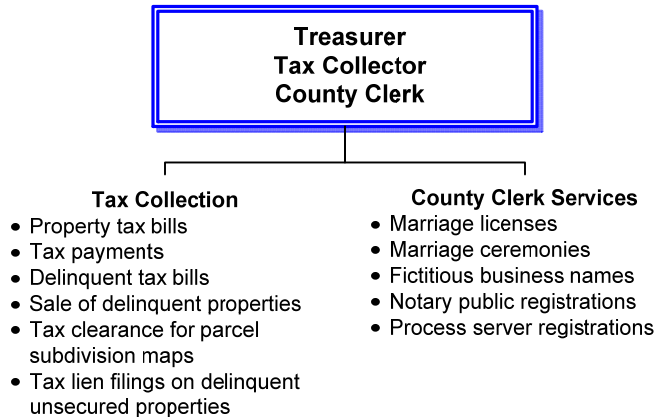
| DETAIL BY REVENUE CATEGORY AND APPROPRIATION CATEGORY | 2009/10 ACTUALS | 2010/11 ADOPTED BUDGET | 2011/12 CAO RECOMMENDED | FROM ADOPTED TO RECOMMENDED | PERCENT CHANGE |
|--|----------------------------|---------------------------------------|--|--|---------------------------|
| REVENUES | | | | | |
| Revenue From Use of Money/Prop | 710,295 | 50 | 402 | 352 | 704% |
| Other Financing Sources | <u>19,259,278</u> | <u>2,519,544</u> | <u>2,564,960</u> | <u>45,416</u> | <u>2%</u> |
| TOTAL REVENUES | 19,969,573 | 2,519,594 | 2,565,362 | 45,768 | 2% |
| APPROPRIATIONS | | | | | |
| Services and Supplies | 257,268 | 3,751 | 3,501 | (250) | (7%) |
| Other Charges | <u>20,533,620</u> | <u>2,515,843</u> | <u>2,561,861</u> | <u>46,018</u> | <u>2%</u> |
| TOTAL APPROPRIATIONS | 20,790,887 | 2,519,594 | 2,565,362 | 45,768 | 2% |
| NET COUNTY COST | 821,314 | 0 | 0 | 0 | 0% |

DEPARTMENTAL BUDGET SUMMARY

There are no significant adjustments to the Department's Recommended Budget.

SUMMARY OF SIGNIFICANT ADJUSTMENTS

None.



DEPARTMENTAL PURPOSE

Headed by an elected official, the Offices of the Tax Collector and of the County Clerk are mandated by Sections §24000 and §24009 of the California government code. The duties and responsibilities of the offices are further mandated by sections §274000 - §27401 and §268001 - §26863 of the California Government Codes. In Solano County, the Offices of the Tax Collector, County Clerk and Treasurer are a combined Countywide elected position.

The Tax Collector collects real and personal property taxes on behalf of various tax levying entities in Solano County. This revenue is then distributed to the tax levying agencies as funding they can use to provide essential services to the citizens of Solano County.

The County Clerk has a four-fold mission. Firstly, issue a variety of Official Public Records, including marriage

licenses and fictitious business names; secondly, register all professional Photocopiers, Process Servers, Unlawful Detainer Assistants and Legal Document Assistants; thirdly, administer Public Notary Oaths of Office and Deputy Oaths of Office; and fourthly, file, maintain and verify a variety of documents, schedules and official reports for public view. In addition, the County Clerk conducts wedding ceremonies as a service to the community.

| Budget Summary: | |
|--|-----------|
| FY2010/11 Third Quarter Projection: | 2,221,167 |
| FY2011/12 Recommended: | 2,072,986 |
| County General Fund Contribution: | 1,105,986 |
| Percent County General Fund Supported: | 53.4% |
| Total Employees (FTEs): | 10 |

FUNCTION AND RESPONSIBILITIES

The Tax Collector is responsible for billing and collecting more than one hundred and forty thousand secured, supplemental, and unsecured tax bills. It carries out these responsibilities through its tax bill issuance and collection process. Tax bills are collected on behalf of all taxing agencies fully or partially within Solano County, a process which provides these agencies one of their primary sources of discretionary revenues. The department is funded primarily through property tax administration fees paid by agencies for tax collection.

The County Clerk is responsible for issuing marriage licenses and other official documents. It carries out these responsibilities primarily through its official documents customer service counter.

SIGNIFICANT CHALLENGES AND ACCOMPLISHMENTS

- Maintain service levels despite a 31% reduction in staffing.
- Completed extensive testing and procedural changes in support of the migration of data to the new Solano County Integrated Property System (SCIPS) platform.
- Expanded the use of the Documentum™ electronic imaging system to reduce physical record storage requirements.
- Implemented the use of MS Sharepoint™ web application for document management to facilitate increased communication

and transparency between the Department and the County Administrator's Office on issues of budgeting and department agenda submittals.

WORKLOAD INDICATORS

- In FY2009/10, the Tax Collector – County Clerk issued and processed payments and collections on 145,244 property tax bills; the Office estimates handling 146,000 in FY2011/12.
- During the same period, the Tax Collector – County Clerk issued 1,710 marriage licenses and 2,408 fictitious business name statements, with expectations to issue 1,750 marriage licenses and 2,200 fictitious business names in FY2011/12.

| DETAIL BY REVENUE AND APPROPRIATION FUNCTIONAL AREA | 2009/10 ACTUALS | 2010/11 ADOPTED BUDGET | 2011/12 CAO RECOMMENDED | FROM ADOPTED TO RECOMMENDED | PERCENT CHANGE |
|--|------------------------|-------------------------------|--------------------------------|------------------------------------|-----------------------|
| REVENUES | | | | | |
| Tax Collector | 304,392 | 200,300 | 802,000 | 601,700 | 300% |
| County Clerk | 159,293 | 255,752 | 165,000 | (90,752) | (35%) |
| TOTAL REVENUES | 463,685 | 456,052 | 967,000 | 510,948 | 112% |
| APPROPRIATIONS | | | | | |
| Tax Collector | 1,989,996 | 2,071,633 | 1,898,613 | (173,020) | (8%) |
| County Clerk | 117,372 | 243,602 | 177,326 | (66,276) | (27%) |
| TOTAL APPROPRIATIONS | 2,107,368 | 2,315,235 | 2,075,939 | (239,296) | (10%) |
| NET COUNTY COST | | | | | |
| Tax Collector | 1,685,604 | 1,871,333 | 1,096,613 | (774,720) | (41%) |
| County Clerk | (41,921) | (12,150) | 12,326 | 24,476 | (201%) |
| TOTAL NET COUNTY COST | 1,643,683 | 1,859,183 | 1,108,939 | (750,244) | (40%) |
| STAFFING | | | | | |
| Tax Collector | 10 | 9 | 8 | (1) | (11%) |
| County Clerk | 2 | 2 | 2 | 0 | 0% |
| TOTAL STAFFING | 12 | 11 | 10 | (1) | (9%) |

DEPARTMENTAL BUDGET SUMMARY

The Recommended Budget for the Tax Collector/County Clerk's Office of \$2,072,986 represents an overall increase of \$510,948, or 112.0%, in revenues and decrease of \$242,249, or 10.5%, in expenditures when compared to FY2010/11 Adopted Budget. As a result, Net County Cost is decreased by \$753,197, or 40.5%.

Primary Funding Source

The Department has two major functions, Tax Collection and County Clerk Services, with distinct sources of funding as follows:

Tax Collection

- Assessment and tax collection fees of \$620,000 represents an increase of \$587,500 from the previous fiscal year mainly as a result of a change in the recording of property tax administration fees from General Revenue (BU 1101) to the departmental budget. These are fees directly related to the cost of collecting property taxes and are paid by recipient agencies collecting revenues via the property tax apportionment process. All agencies cover their costs with the exception of School Districts, which are specifically exempted by section §41000 of the California Education Code, and the County itself.
- Revenues from penalties of \$125,000 reflect a decrease of \$2,000 due to a slight decrease in the number of taxpayers paying late or delinquent taxes.
- Other charges for services of \$45,000 show an increase of \$12,200 primarily as a result of more financial and tax-servicing companies purchasing delinquency information.

County Clerk Services

- Revenues from marriage licenses of \$65,000 represent a drop of \$56,000 from the previous fiscal year. The FY2011/12 estimated revenues have been revised downwards from the previous to reflect a more realistic projection based on the historical data and the trends from the past three years.
- Clerk's fees of \$100,000 show a decline of \$34,752 due mainly to the significant decline in filings of fictitious business name statements. This is related to the current business climate where there has been a marked decrease in small business start-ups.

Primary Cost Drivers

The Department has two primary cost drivers: salary expenses and central data processing (CDP) charges. Salary expenses of \$987,082 reflect a reduction of 8.9% from the previous year's working budget as a result of the deletion of a (1.0 FTE) position. CDP and Solano County Integrated Property system (SCIPS) charges of \$451,360 and \$77,262, respectively, are determined by Department of Information Technology (DOIT) based on departmental costs to maintain, provide and support data processing services and SCIPS; the Tax Collector – County Clerk's Office has no determinant control over these costs.

Included in the costs for Tax Collector operations is \$52,000 for contracted services with Dataprose™ for the printing and mailing of property tax bills. This function is mandated by statute and was outsourced as a cost-saving measure. The Office estimates it would require at least one FTE position and \$20,000 in one-time costs to bring the function in-house.

The fixed asset line item is set at \$125,000 for the purchase of an OPEX™ AS7200i mail opener and imager to replace the Office's NCR 7780. The NCR 7780 is used to process tax payments and is currently beyond its effective useful life and is no longer supported by the manufacturer.

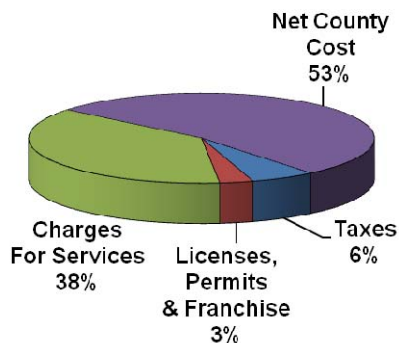
County Clerk costs are driven by salary expenses associated with providing county clerk services. The County Clerk has no contractual costs or anticipated fixed asset purchases.

DEPARTMENT COMMENTS

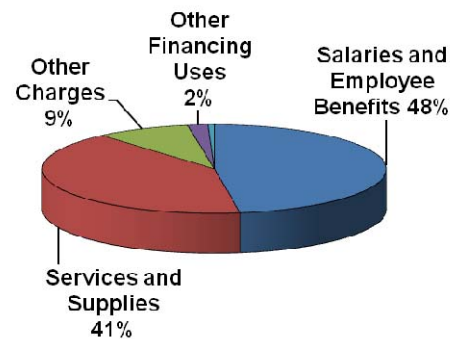
The Tax Collector – County Clerk plans to explore and implement additional operational efficiencies and technology initiatives to reduce operating costs and/or improve customer service. An example of these technology initiatives is the online payment system implemented in FY2010/11 which has made it more convenient for taxpayers to pay property taxes by allowing them to do it online; at the same time, it has provided taxpayers more payment options, such as the use of ACH and credit cards. The resulting decrease in the number of taxpayers making payments in person has reduced staff's workload.

In FY2011/12, the Tax Collector is expecting to put in service payment kiosks in the lobby of the County Administrative Center to give taxpayers who currently line up at the Tax Collector's window another option to make their payment. The Tax Collector is also evaluating collection of property taxes through a third party vendor to further reduce costs.

SOURCE OF FUNDS



USE OF FUNDS



| DETAIL BY REVENUE CATEGORY AND APPROPRIATION CATEGORY | 2009/10 ACTUALS | 2010/11 ADOPTED BUDGET | 2011/12 CAO RECOMMENDED | FROM ADOPTED TO RECOMMENDED | PERCENT CHANGE |
|--|----------------------------|---------------------------------------|--|--|---------------------------|
| REVENUES | | | | | |
| Taxes | 135,620 | 127,000 | 125,000 | (2,000) | (2%) |
| Licenses, Permits & Franchise | 55,416 | 121,000 | 65,000 | (56,000) | (46%) |
| Intergovernmental Rev State | 3,826 | 0 | 0 | 0 | 0% |
| Charges For Services | 263,824 | 208,052 | 777,000 | 568,948 | 273% |
| Misc Revenue | 5,000 | 0 | 0 | 0 | 0% |
| TOTAL REVENUES | 463,686 | 456,052 | 967,000 | 510,948 | 112% |
| APPROPRIATIONS | | | | | |
| Salaries and Employee Benefits | 1,021,842 | 1,083,070 | 987,082 | (95,988) | (9%) |
| Services and Supplies | 820,442 | 911,310 | 850,526 | (60,784) | (7%) |
| Other Charges | 218,117 | 247,560 | 183,204 | (64,356) | (26%) |
| Other Financing Uses | 27,463 | 45,145 | 39,968 | (5,177) | (11%) |
| Intra-Fund Transfers | 19,503 | 28,150 | 12,206 | (15,944) | (57%) |
| TOTAL APPROPRIATIONS | 2,107,367 | 2,315,235 | 2,072,986 | (242,249) | (10%) |
| NET COUNTY COST | 1,643,682 | 1,859,183 | 1,105,986 | (753,197) | (41%) |

SUMMARY OF SIGNIFICANT ADJUSTMENTS

This is the first year that the Tax Collector’s share of property tax administration fees has been recognized in the departmental budget. This is a change in administrative policy and also, a change in accounting practice that was implemented in order to align revenues in the same budget unit where the expenditures are incurred. Property tax administration fees are charged to cities and agencies to reimburse the County Assessor, Tax Collector, and Auditor for their costs related to the administration of property tax assessment, collection and allocation. In prior years, these revenues were recognized and recorded in General Revenue (BU 1101).

The projected revenues from property tax administration fees represent the 52% recoverable costs of property tax administration. The portion of the property tax administration costs that is not recovered is attributed to the General Fund at 23% and the school districts at 25%. School districts are exempted by law from paying property tax administration fees. As a result, the Tax Collector’s operating deficit related to the unrecovered property tax administration fees becomes a General Fund cost.

The budget request also includes a \$125,000 one-time request to replace the existing NCR 7780 machine. This equipment is beyond its effective service life and is no longer supported by the vendor.

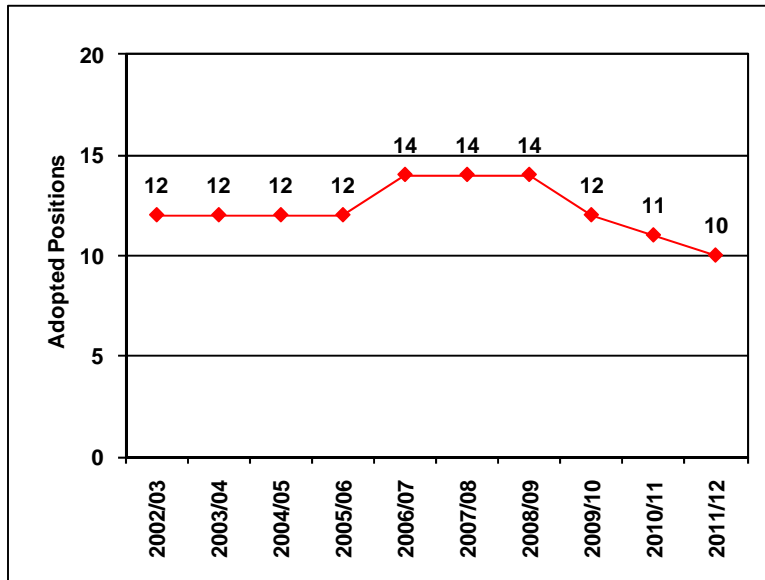
SUMMARY OF POSITION CHANGES

A change in the Office of the Tax Collector - County Clerk’s position allocation from the FY2010/11 Adopted Budget is provided below:

February 2011 Mid-Year Reduction

- 1.0 FTE Office Assistant II position deleted.

STAFFING TREND



PENDING ISSUES AND POLICY CONSIDERATIONS

None.

**Charles Lomeli, Tax Collector/County Clerk
Summary of Other Administered Budgets**

**1300-Tax Collector/County Clerk
Finance**

| DETAIL BY REVENUE AND APPROPRIATION OTHER ADMINISTERED BUDGETS | 2009/10 ACTUALS | 2010/11 ADOPTED BUDGET | 2011/12 CAO RECOMMENDED | FROM ADOPTED TO RECOMMENDED | PERCENT CHANGE |
|---|----------------------------|---------------------------------------|--|--|---------------------------|
| REVENUES | | | | | |
| 1350-Treasurer | 994,828 | 1,146,323 | 1,117,315 | (29,008) | (3%) |
| APPROPRIATIONS | | | | | |
| 1350-Treasurer | 994,828 | 1,144,210 | 1,117,315 | (26,895) | (2%) |
| NET COUNTY COST | | | | | |
| 1350-Treasurer | 0 | (2,113) | 0 | 2,113 | (100%) |

The Department's respective 'other' budget units follow.

DEPARTMENTAL PURPOSE

Headed by the elected Treasurer as prescribed in Government Code §27000, the Office of the Treasurer is responsible for managing funds not needed for immediate use, as mandated by sections §24000 and 24009 of the California Government Code. The duties and responsibilities are further mandated by sections §27000 - §27137 of the California Government Code. In Solano County, the County Treasurer function is combined with the County Tax Collector-County Clerk as one Countywide elected position.

FUNCTION AND RESPONSIBILITY

The Treasurer is responsible for receiving and safely investing all money belonging to the County, school districts, and special districts within the County and all other monies directed by law to be paid out of the Treasury. The Treasurer is also designated as the County's fiduciary expert in the area of debt issuance. The Office manages over \$600 million in surplus funds for County, local school districts and other local agencies.

The Treasurer works with the Board of Supervisors-appointed Treasury Oversight Committee to provide complete transparency and disclosure on all Treasury operations. The Treasurer also serves on the County's Debt Advisory Committee and the Pension Oversight Committee, and provides fund management on all debt proceeds.

WORKLOAD INDICATORS

- During the period of July 1, 2009 – June 30, 2010, the Treasurer processed 8,454 deposit permits, and anticipates processing 8,500 in FY2011/12.

| DETAIL BY REVENUE CATEGORY AND APPROPRIATION CATEGORY | 2009/10 ACTUALS | 2010/11 ADOPTED BUDGET | 2011/12 CAO RECOMMENDED | FROM ADOPTED TO RECOMMENDED | PERCENT CHANGE |
|--|----------------------------|---------------------------------------|--|--|---------------------------|
| REVENUES | | | | | |
| Charges For Services | 991,714 | 1,143,823 | 1,113,815 | (30,008) | (3%) |
| Misc Revenue | 3,114 | 2,500 | 3,500 | 1,000 | 40% |
| TOTAL REVENUES | 994,828 | 1,146,323 | 1,117,315 | (29,008) | (3%) |
| APPROPRIATIONS | | | | | |
| Salaries and Employee Benefits | 386,912 | 397,124 | 383,197 | (13,927) | (4%) |
| Services and Supplies | 336,348 | 498,415 | 496,400 | (2,015) | (0%) |
| Other Charges | 81,501 | 51,912 | 66,714 | 14,802 | 29% |
| F/A Equipment | 0 | 5,000 | 5,000 | 0 | 0% |
| Other Financing Uses | 10,801 | 16,539 | 16,141 | (398) | (2%) |
| Intra-Fund Transfers | 179,267 | 175,220 | 149,863 | (25,357) | (14%) |
| TOTAL APPROPRIATIONS | 994,828 | 1,144,210 | 1,117,315 | (26,895) | (2%) |
| NET COUNTY COST | 0 | (2,113) | 0 | 2,113 | (100%) |
| STAFFING | | | | | |
| Treasurer | 3 | 3 | 3 | 0 | 0% |

DEPARTMENTAL BUDGET SUMMARY

The Recommended Budget for the Treasurer's Office of \$1,117,315 represents an overall decrease of \$29,008, or 2.5%, in revenues and \$26,895, or 2.4%, in expenditures when compared to the FY2010/11 Adopted Budget. In accordance with Government Code §27013 the Treasurer's Office is funded by a portion of the interest earnings from funds under management, and therefore has no net county cost.

The Treasurer's costs are driven by salary expenses, banking costs, and central data processing charges. Salary and benefits are projected at \$383,197, reflecting a decrease of \$13,297, or 3.5%, from the previous fiscal year mainly due to differential savings between a deleted Accounting Clerk III position and a replacement Accounting Clerk I position. The savings are offset by increases in workers compensation and unemployment insurance charges and the cost for the PARS Supplemental Retirement Plan (SRP) for one employee. The banking costs (accounting and financial services) of \$275,000 are determined by usage in terms of the number and amount of items passing through the Treasury bank accounts, a process over which the

Treasurer has no direct control. Central data processing charges of \$39,523 and software maintenance costs of \$60,000 cover the costs of maintaining and supporting the complement of hardware and software to operate the office and manage the Treasury investment pool.

The Recommended Budget has \$65,000 for contracted services which covers \$40,000 for the annual subscription to the Bloomberg™ information service and \$25,000 for accounting software maintenance. It also includes \$5,000 in fixed assets to purchase replacement terminal hardware.

DEPARTMENT COMMENTS

As part of the Countywide effort to deal with the structural deficit, the Treasurer's Office recommended approval of the application of one employee to retire under the PARS Supplementary Retirement Plan (SRP). The Department will re-structure its organization, functions and service delivery to compensate for the loss of an experienced Account Clerk III employee which will be replaced at a lower classification of Account Clerk I for salary savings.

| DETAIL BY REVENUE CATEGORY AND APPROPRIATION CATEGORY | 2009/10 ACTUALS | 2010/11 ADOPTED BUDGET | 2011/12 CAO RECOMMENDED | FROM ADOPTED TO RECOMMENDED | PERCENT CHANGE |
|--|----------------------------|---------------------------------------|--|--|---------------------------|
| REVENUES | | | | | |
| Charges For Services | 991,714 | 1,143,823 | 1,113,815 | (30,008) | (3%) |
| Misc Revenue | 3,114 | 2,500 | 3,500 | 1,000 | 40% |
| TOTAL REVENUES | 994,828 | 1,146,323 | 1,117,315 | (29,008) | (3%) |
| APPROPRIATIONS | | | | | |
| Salaries and Employee Benefits | 386,912 | 397,124 | 383,197 | (13,927) | (4%) |
| Services and Supplies | 336,348 | 498,415 | 496,400 | (2,015) | (0%) |
| Other Charges | 81,501 | 51,912 | 66,714 | 14,802 | 29% |
| F/A Equipment | 0 | 5,000 | 5,000 | 0 | 0% |
| Other Financing Uses | 10,801 | 16,539 | 16,141 | (398) | (2%) |
| Intra-Fund Transfers | 179,267 | 175,220 | 149,863 | (25,357) | (14%) |
| TOTAL APPROPRIATIONS | 994,828 | 1,144,210 | 1,117,315 | (26,895) | (2%) |
| NET COUNTY COST | 0 | (2,113) | 0 | 2,113 | (100%) |

SUMMARY OF SIGNIFICANT ADJUSTMENTS

The Treasurer has been implementing process improvements to gain efficiencies in its operations. As a result, a reduction in the scope of financial and accounting services has been negotiated with the Auditor–Controller's Office. This change will result in a \$25,000 savings decrease in financial, accounting and audit charges. Further changes are under consideration to improve efficiency and generate additional operational cost savings.


SUMMARY OF POSITION CHANGES

Reductions in the Office's position allocations and salary expense are provided below.

- In April 2011, the following position changes were approved as part of the County's PARS Supplemental Retirement Plan:
- Delete 1.0 FTE Account Clerk III
- Add 1.0 FTE Account Clerk I

PENDING ISSUES AND POLICY CONSIDERATIONS

None.



DEPARTMENTAL PURPOSE

The Office of County Counsel was created by statute under Government Code sections 26526, 26529 and 27640. The Office provides both discretionary and mandated legal services to more than 150 separate areas of County responsibility, including all of its elected and appointed officials, officers, departments, boards, commissions and committees. It also serves most special districts and agencies within the County, including the Rural North Vacaville Water District, the Solano Transportation Authority, SolTrans, the Solano County Office of Education and several school districts.

| Budget Summary: | |
|--|-----------|
| FY2010/11 Third Quarter Projection: | 3,165,651 |
| FY2011/12 Recommended: | 3,261,169 |
| County General Fund Contribution: | 343,368 |
| Percent County General Fund Supported: | 10.5% |
| Total Employees (FTEs): | 16.55 |

FUNCTION AND RESPONSIBILITIES

The broad scope of the Office of the County Counsel affects matters of great importance to the operation of County government in areas relating to labor and employment issues, real estate development contracts, purchasing contracts, public works projects, law enforcement policies and procedures, planning and environmental matters, public finance, tax assessment and collection, child protection, public health and safety, civil litigation, and other matters of great interest to the citizens of Solano County.

SIGNIFICANT CHALLENGES AND ACCOMPLISHMENTS

- The Office of the County Counsel received the unprecedented honor of being selected the first public agency law firm as the Law Office of the Year by the Solano County Bar Association.
- The Department’s legal services and the legal demands it handles are diverse and complex and the demand for legal support have increased.
- Assisted in negotiating a settlement with the insurance carriers for the bankrupt paint company, Millennium Holdings, which resulted in a settlement distribution of \$254,542 to the County.
- Provided legal assistance and guidance to the Fiduciary Abuse Specialist Team (FAST), a collaborative group of public and private organizations formed to help address the increasing incidence of financial abuse of dependent and elder adults; in its first year, the all volunteer group helped preserve and recover \$20 million in assets from reported cases of abuse.
- Generated annual billable hours for legal services in excess of the annual productive hour standard of 1,720 hours per attorney by 37.5%. The standard for annual productive hours was established by the Auditor-Controller’s Office.
- Increased non-General Fund sources of revenue by contracting to serve as legal counsel to Solano Transportation Authority and Solano County Transit (SolTrans) and securing a legal services agreement with the United States Air Force to

provide mental health officers to conduct certification hearings at Travis Air Force Base and to provide certification trainings for base mental health personnel.

WORKLOAD INDICATORS

- From July 1, 2010 to April 2011, the Office of the County Counsel, with 13 attorneys, billed a total of 22,349 hours for legal services (annualized at 26,819 hours); estimated billable hours for FY2011/12 are 26,800 hours (adjusted for medical leave of one attorney).
- Provided 200 employee hours of training and workshops to Court personnel [LPS procedures], County personnel [CPS procedures, contracts and personnel policies and procedures] and public officials [Brown Act and AB 1234-Ethics].

| DETAIL BY REVENUE AND APPROPRIATION FUNCTIONAL AREA | 2009/10 ACTUALS | 2010/11 ADOPTED BUDGET | 2011/12 CAO RECOMMENDED | FROM ADOPTED TO RECOMMENDED | PERCENT CHANGE |
|--|------------------------|-------------------------------|--------------------------------|------------------------------------|-----------------------|
| REVENUES | | | | | |
| Legal Services | 3,376,555 | 3,795,857 | 2,917,801 | (878,056) | (23%) |
| TOTAL REVENUES | 3,376,555 | 3,795,857 | 2,917,801 | (878,056) | (23%) |
| APPROPRIATIONS | | | | | |
| Legal Services | 3,237,889 | 3,169,450 | 3,261,169 | 91,719 | 3% |
| TOTAL APPROPRIATIONS | 3,237,889 | 3,169,450 | 3,261,169 | 91,719 | 3% |
| NET COUNTY COST | | | | | |
| Legal Services | (138,666) | (626,407) | 343,368 | 969,775 | (155%) |
| TOTAL NET COUNTY COST | (138,666) | (626,407) | 343,368 | 969,775 | (155%) |
| STAFFING | | | | | |
| Legal Services | 19.75 | 17.75 | 16.55 | (1.20) | (7%) |
| TOTAL STAFFING | 19.75 | 17.75 | 16.55 | (1.20) | (7%) |

DEPARTMENTAL BUDGET SUMMARY

The Recommended Budget for the County Counsel of \$3,261,169 represents an overall decrease of \$878,056, or 23.1%, in revenues and an increase of \$91,719, or 2.9%, in expenditures when compared to the FY2010/11 Adopted Budget. As a result, Net County Cost is increased by \$969,775, or 154.8%.

The primary funding sources for County Counsel are legal fees charged to County departments that are reimbursed through the Countywide Cost Allocation Plan (A-87), and those direct-billed to outside agencies and certain County departments. Expenditures that are not offset by revenues become General Fund costs.

The Office of the County Counsel projects A-87 revenues of \$1,967,801, which reflects a significant reduction of \$978,056, or 33.2% from the Adopted Budget. The sharp drop can be attributed to efforts by County departments to balance their budgets by reducing expenditures, including the utilization of legal services when feasible. The gap is partially bridged by revenues from direct-billed legal services of \$1,000,000 in FY2011/12 to the Solano360 Project, the Solano Transportation Authority, and Child Protective Services (CPS) which are projected to increase by \$150,000, or 17.6%. Although County Counsel, as a central service department, recovers net operating costs from user departments through the Countywide Cost Allocation Plan, there are certain legal services provided to County departments, such as the Board of Supervisors, and are non-reimbursable under the provisions of 2 CFR Part 225 (formerly OMB Circular A87). These unreimbursed expenditures remain General Fund costs.

The primary costs for County Counsel are salary expenses. Appropriations for salaries and benefits for FY2011/12 are projected at \$2,860,919, an increase of \$79,372, or 2.9%, from the Adopted Budget. This is primarily due to the cost of an Extra Help attorney to backfill an attorney who is on maternity leave and higher charges for workers compensation and unemployment insurance. These cost increases are partially offset by savings from the elimination of a 1.0 FTE Legal Secretary position.

DEPARTMENT COMMENTS

The Solano County Bar Association and the Board of Supervisors have recognized the unique and quality services that the Office of the County Counsel provides. Clients rely on the skills and experience of staff. Attorneys' workloads far exceed the productive hour standards of 1,720 hours as calculated by the County Auditor-Controller. Yet, the demand for services remains unchanged as reflected in the billable hours. Billable hours for attorneys in the Office of the Counsel have over the past 3 years exceeded productive hour standards by 37.5%. This extra-ordinary effort is expected to continue in FY2011/12.

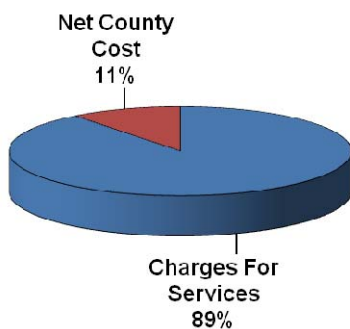
County Counsel is experiencing a significant increase in the number and complexities of litigations for Child Protective Services (CPS) issues. From July 1, 2010 to December 31, 2010, the Office has billed more than 1,853 hours to CPS from two assigned senior Deputy County Counsels (1.5 FTE) and anticipates case growth to continue in FY2011/12. Furthermore, County Counsel has to prepare responses to a higher number of writs and appeals filed by the Office of the Public Defender in CPS cases. In the first half of FY2010/11, the Public Defender has filed 19 briefs and seven writs, with eight notices of appeal pending, requiring the assignment of four attorneys to handle the difficult and time consuming project of responding to writs and appeals. This compares with three appellate briefs and three writs filed in FY2009/10.

Furthermore, the lingering deep recession has adversely affected Solano County's real property values. The sudden and significant decrease in property values has dramatically increased the number of assessment appeals filed with the Assessment Appeals Board. As legal counsel to the Board, the Department's workload has seen a corresponding increase. In FY2009/10, County Counsel billed 91.50 hours to the Board, compared to 42.25 in the previous fiscal year. Reimbursements for these legal services are received through the property tax administration fees.

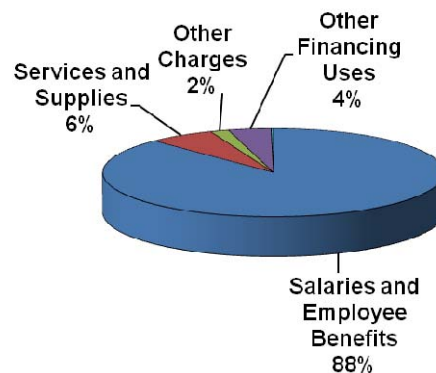
To offset declining demand for legal services from internal County departments, the Office of the County Counsel has offered its expertise and legal services to outside governmental agencies. In FY2010/11, the Department successfully expanded its scope by contracting to serve as legal counsel to Solano Transportation Authority and Solano County Transit (SolTrans) and securing a legal services agreement with the United States Air Force to provide mental health hearing officers to conduct certification hearings at Travis Air Force Base and to provide certification trainings for base mental health personnel. These new engagements represent new revenues for the Department.

While the overall demand for legal services remains high, mainly due to additional engagements from outside agencies, the Office of the County Counsel has voluntarily reduced staff allocations in the past two years to meet budgetary constraints created by the County's ongoing fiscal challenges. Existing workload has been reallocated to remaining staff.

SOURCE OF FUNDS



USE OF FUNDS



| DETAIL BY REVENUE CATEGORY AND APPROPRIATION CATEGORY | 2009/10 ACTUALS | 2010/11 ADOPTED BUDGET | 2011/12 CAO RECOMMENDED | FROM ADOPTED TO RECOMMENDED | PERCENT CHANGE |
|---|--------------------|------------------------------|-------------------------------|-----------------------------------|-------------------|
| REVENUES | | | | | |
| Charges For Services | 3,376,555 | 3,795,857 | 2,917,801 | (878,056) | (23%) |
| TOTAL REVENUES | 3,376,555 | 3,795,857 | 2,917,801 | (878,056) | (23%) |
| APPROPRIATIONS | | | | | |
| Salaries and Employee Benefits | 2,905,746 | 2,781,547 | 2,860,919 | 79,372 | 3% |
| Services and Supplies | 184,069 | 203,756 | 203,692 | (64) | (0%) |
| Other Charges | 55,254 | 55,186 | 57,490 | 2,304 | 4% |
| Other Financing Uses | 85,318 | 121,954 | 131,845 | 9,891 | 8% |
| Intra-Fund Transfers | 7,502 | 7,007 | 7,223 | 216 | 3% |
| TOTAL APPROPRIATIONS | 3,237,889 | 3,169,450 | 3,261,169 | 91,719 | 3% |
| NET COUNTY COST | (138,665) | (626,407) | 343,368 | 969,775 | (155%) |

SUMMARY OF SIGNIFICANT ADJUSTMENTS

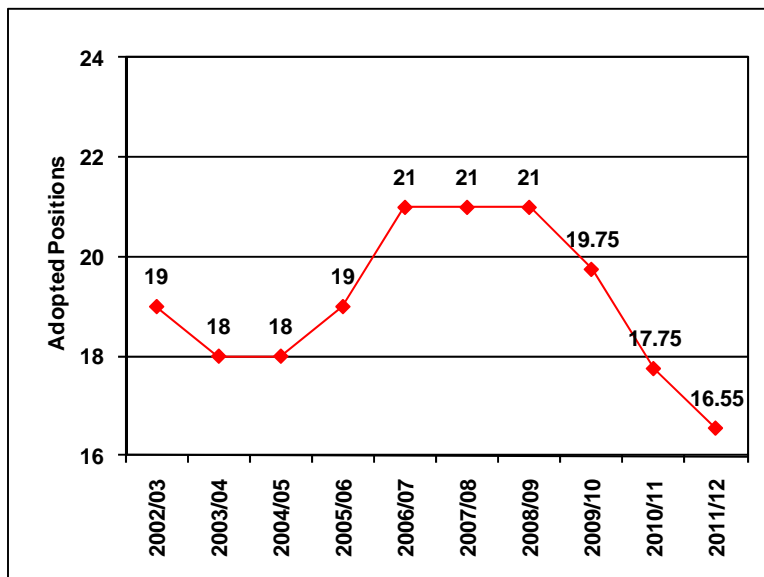
After years of growth, A-87 revenues recovering legal support costs from billable clients are projected to decline steeply in FY2011/12 as County departments, special districts and outside agencies continue to reduce their demand for legal services. It is anticipated that this will be the trend in future years until a sustained economic recovery is realized and revenues start increasing towards their pre-recession levels, while unbillable costs and demands for legal services have required the reassignment of existing legal staff. Successful efforts by the Office of the County Counsel to find outside revenue sources have partially mitigated revenue loss from internal customers.

SUMMARY OF POSITION CHANGES

A change in County Counsel's position allocation from the FY2010/11 Adopted Budget is provided below:

- In January 2011, a 1.0 FTE legal secretary resigned, and the position was not filled. This position has been recommended for deletion in FY2011/12.
- Delete 0.2 FTE Deputy Counsel IV

STAFFING TREND



PENDING ISSUES AND POLICY CONSIDERATIONS

None.



Human Resources Services

- Organizational Development & Training
- Employee Benefits
- Equal Employment Opportunity (EEO)
- Recruiting & Classification
- Employment Relations

DEPARTMENTAL PURPOSE

The Department provides centralized administrative support services to assist other County departments in addressing the Board's priorities in relation to the County's workforce.

| Budget Summary: | |
|--|-----------|
| FY2010/11 Third Quarter Projection: | 2,618,986 |
| FY2011/12 Recommended: | 2,881,056 |
| County General Fund Contribution: | 891,538 |
| Percent County General Fund Supported: | 30.9% |
| Total Employees (FTEs): | 16.5 |

FUNCTION AND RESPONSIBILITIES

The Department of Human Resources works to provide County departments with a well-qualified, trained workforce that reflects the diversity of the community, is appropriately classified and equitably compensated. The Department also develops and implements policies, procedures and programs that promote a positive and productive work environment.

The Department of Human Resources consists of the Administration, Employee Benefits, Civil Service Commission, Equal Employment Opportunity, Recruiting & Testing, Employee Relations, and the Employee Development and Recognition Divisions.

SIGNIFICANT CHALLENGES AND ACCOMPLISHMENTS

During FY2010/11:

- Implemented an automated Personnel Action Form process to facilitate data entry of personnel actions, eliminate redundancies in data entry, and reduce errors associated with the prior dual data entry process.
- Internally developed and implemented three new training classes – Team Building, Team Communication, and Business Writing Skills based on employee responses to the Countywide "Training Needs" Assessment carried out in FY2009/10.
- Processed a 25% increase in the number of applications submitted while operating with a 36% staff reduction.
- Implemented an automated self-scheduling exam procedure for use in large volume recruitments which resulted in reduced numbers of 'no-shows' and decreased the costs of examinations.

WORKLOAD INDICATORS

During the period July 1, 2010 – February 28, 2011,

- Established 83 eligibility lists, an increase of 25% over the same period from the previous year.
- Reviewed 2,534 job applications.

| DETAIL BY REVENUE AND APPROPRIATION FUNCTIONAL AREA | 2009/10 ACTUALS | 2010/11 ADOPTED BUDGET | 2011/12 CAO RECOMMENDED | FROM ADOPTED TO RECOMMENDED | PERCENT CHANGE |
|--|----------------------------|---------------------------------------|--|--|---------------------------|
| REVENUES | | | | | |
| Human Resources Services | 3,492,949 | 3,718,615 | 1,989,518 | (1,729,097) | (46%) |
| TOTAL REVENUES | 3,492,949 | 3,718,615 | 1,989,518 | (1,729,097) | (46%) |
| APPROPRIATIONS | | | | | |
| Human Resources Services | 2,188,399 | 2,763,880 | 2,881,056 | 117,176 | 4% |
| TOTAL APPROPRIATIONS | 2,188,399 | 2,763,880 | 2,881,056 | 117,176 | 4% |
| NET COUNTY COST | | | | | |
| Human Resources Services | (1,304,550) | (954,735) | 891,538 | 1,846,273 | (193%) |
| TOTAL NET COUNTY COST | (1,304,550) | (954,735) | 891,538 | 1,846,273 | (193%) |
| STAFFING | | | | | |
| Human Resources Services | 18.0 | 17.5 | 17.5 | 0.0 | 0% |
| TOTAL STAFFING | 18.0 | 17.5 | 16.5 | (1.0) | (6%) |

DEPARTMENTAL BUDGET SUMMARY

The Recommended Budget for the Department of Human Resources of \$2,881,056 represents an overall decrease of \$1,729,097, or 46.5%, in revenues and an increase of \$117,176, or 4.2%, in expenditures when compared to the FY2010/11 Adopted Budget. As a result, Net County Cost is increased by \$1,846,273, or 193.4%.

The primary funding source for the Department of Human Resources is Countywide Administrative Overhead (A-87) revenues of \$1,763,482 which are projected to decrease by \$1,785,657. The sharply lower revenues reflect the decrease in the Department’s allocated costs to County departments, the result of reduced operating costs from County-directed budgetary cuts that started in FY2009/10. The decrease in Human Resources’ A-87 revenues is offset by corresponding decreases in A-87 charges to County departments.

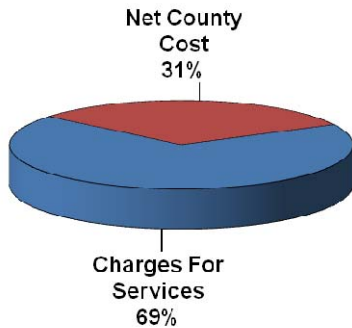
Primary costs for the Departments are:

- Salary expenses of \$2,245,821 show a net increase of \$213,682 as a result of the transfer of \$225,000 in Deferred Compensation – County Match to this budget from Risk Management (budget unit 1830) and increases totaling \$13,273 in unemployment insurance and health care costs, partially mitigated by savings from the elimination of 1.0 FTE Human Resources Assistant effective October 2, 2011.
- Other professional services of \$189,250 reflect a decrease of \$75,450 due to the elimination of funding for one-time projects in the Employee Benefits Division. These charges primarily cover the costs of CalPERS Health administration fees, Third Party Administrators for flexible spending accounts, PARS Trust Administrator expenses, annual PARS actuarial study and the consultant contract for harassment prevention training
- Central data processing (CDP) charges of \$98,277 are projected to increase by \$5,319 due to increase in charges resulting from increased operating costs for support from the Department of Information Technology.
- Software maintenance and support costs of \$44,500 reflect an increase of \$4,000. These charges cover the contract costs with One Planet Web for the JobAps applicant tracking system and license for the Org Publisher software system.

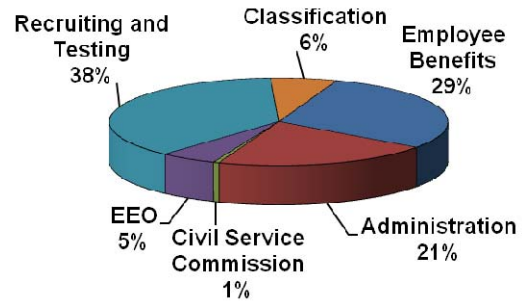
DEPARTMENT COMMENTS

Department’s comments regarding its budget; highlight major program reductions/changes and corresponding impacts on the Community and/or other County departments.

SOURCE OF FUNDS



USE OF FUNDS



| DETAIL BY REVENUE CATEGORY AND APPROPRIATION CATEGORY | 2009/10 ACTUALS | 2010/11 ADOPTED BUDGET | 2011/12 CAO RECOMMENDED | FROM ADOPTED TO RECOMMENDED | PERCENT CHANGE |
|---|--------------------|------------------------|-------------------------|-----------------------------|----------------|
| REVENUES | | | | | |
| Charges For Services | 3,492,643 | 3,718,315 | 1,939,168 | (1,779,147) | (48%) |
| Misc Revenue | 306 | 300 | 50,350 | 50,050 | 16683% |
| TOTAL REVENUES | 3,492,949 | 3,718,615 | 1,989,518 | (1,729,097) | (46%) |
| APPROPRIATIONS | | | | | |
| Salaries and Employee Benefits | 1,766,539 | 2,032,139 | 2,245,821 | 213,682 | 11% |
| Services and Supplies | 269,069 | 551,534 | 458,797 | (92,737) | (17%) |
| Other Charges | 81,766 | 81,666 | 78,741 | (2,925) | (4%) |
| Other Financing Uses | 49,855 | 84,521 | 90,597 | 6,076 | 7% |
| Intra-Fund Transfers | 21,171 | 14,020 | 7,100 | (6,920) | (49%) |
| TOTAL APPROPRIATIONS | 2,188,399 | 2,763,880 | 2,881,056 | 117,176 | 4% |
| NET COUNTY COST | (1,304,549) | (954,735) | 891,538 | 1,846,273 | (193%) |

SUMMARY OF SIGNIFICANT ADJUSTMENTS

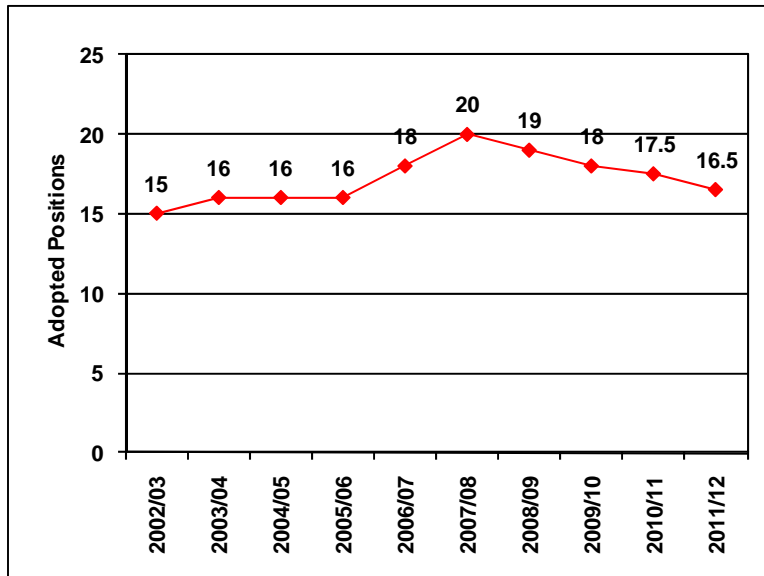
For FY2011/12, there is a decrease of \$1,785,657 in A-87 cost plan revenue due to the positions that were eliminated in the Department of Human Resources during FY2009/10 to assist in meeting target budget reductions requested by the County Administrator's Office to help reduce the County's General fund structural deficit.

SUMMARY OF POSITION CHANGES

Changes in the department's position allocations are provided below.

- Delete 1.00 FTE Human Resources Assistant, effective October 2, 2011.
- Extend 0.50 FTE Senior Human Resources Analyst (LT) for the period of July 1, 2011 – June 30, 2012.

STAFFING TREND



PENDING ISSUES AND POLICY CONSIDERATIONS

None.

Georgia Cochran, Interim Director of Human Resources
Summary of Other Administered Budgets

1500-Human Resources
Personnel

| DETAIL BY REVENUE AND APPROPRIATION OTHER ADMINISTERED BUDGETS | 2009/10 ACTUALS | 2010/11 ADOPTED BUDGET | 2011/12 CAO RECOMMENDED | FROM ADOPTED TO RECOMMENDED | PERCENT CHANGE |
|---|----------------------------|---------------------------------------|--|--|---------------------------|
| REVENUES | | | | | |
| 1103-Employee Development & Training | 688,612 | 553,718 | 670,864 | 117,146 | 21% |
| 1830-Risk Management | 9,507,046 | 12,213,683 | 14,894,084 | 2,680,401 | 22% |
| APPROPRIATIONS | | | | | |
| 1103-Employee Development & Training | 823,121 | 504,030 | 459,895 | (44,135) | (9%) |
| 1830-Risk Management | 11,941,809 | 16,128,924 | 15,116,250 | (1,012,674) | (6%) |
| NET COUNTY COST | | | | | |
| 1103-Employee Development & Training | 134,509 | (49,688) | (210,969) | (161,281) | 325% |
| 1830-Risk Management | 2,434,763 | 3,915,241 | 222,166 | (3,693,075) | (94%) |

The Department's respective 'other' budget units follow.

FUNCTION AND RESPONSIBILITY

The Employee Development and Recognition Program funds the County's Tuition Reimbursement Program and strives to provide departments with well-trained and motivated staff, promotes employee involvement in the accomplishment of the County's goals and objectives, and provides recognition to employees for exceptional service contributions to the County.

| DETAIL BY REVENUE CATEGORY AND APPROPRIATION CATEGORY | 2009/10 ACTUALS | 2010/11 ADOPTED BUDGET | 2011/12 CAO RECOMMENDED | FROM ADOPTED TO RECOMMENDED | PERCENT CHANGE |
|--|----------------------------|---------------------------------------|--|--|---------------------------|
| REVENUES | | | | | |
| Charges For Services | 628,136 | 503,718 | 670,864 | 167,146 | 33% |
| Misc Revenue | 60,476 | 50,000 | 0 | (50,000) | (100%) |
| TOTAL REVENUES | 688,612 | 553,718 | 670,864 | 117,146 | 21% |
| APPROPRIATIONS | | | | | |
| Salaries and Employee Benefits | 312,276 | 367,195 | 209,302 | (157,893) | (43%) |
| Services and Supplies | 504,544 | 137,743 | 238,706 | 100,963 | 73% |
| Other Charges | 336 | 0 | 0 | 0 | 0% |
| Other Financing Uses | 4,058 | 6,342 | 9,637 | 3,295 | 52% |
| Intra-Fund Transfers | 1,907 | (7,250) | 2,250 | 9,500 | (131%) |
| TOTAL APPROPRIATIONS | 823,121 | 504,030 | 459,895 | (44,135) | (9%) |
| NET COUNTY COST | 134,509 | (49,688) | (210,969) | (161,281) | 325% |
| STAFFING | | | | | |
| Employee Development & Training | 1 | 1 | 2 | 1 | 100% |

SUMMARY OF SIGNIFICANT ADJUSTMENTS

- The Recommended Budget includes funding of \$10,000 for the continued development of future leaders. It also includes appropriations of \$10,000 to train managers (train the trainers) on Continuous Quality Improvement (CQI), part of the Management Workgroup project for Results Accountability and Process Improvement and an additional \$115,000 to cover contract costs with Vacaville Unified School District to provide training on Microsoft Office 2010 and ongoing Office 2003 training in support of Department of Information Technology's efforts to transition the County to the 2010 Microsoft Office 2010 system.

SUMMARY OF POSITION CHANGES

- 1.00 FTE Office Assistant was transferred from the Department of Health & Social Services to Employee Development and Recognition during FY2010/11 to provide clerical support to Health & Social Services training functions which are now administered by this Division.

FUNCTION AND RESPONSIBILITY

The Risk Management Division provides administrative support services to assist other County departments in addressing the Board's priorities relating to the management of the county's risk exposures. It is the goal of Risk Management to reduce the County's exposure to financial loss through the administration and management of the County's insurance and safety programs. Functioning as a service and consulting organization to County departments, Risk Management develops and maintains programs to control losses.

1821 Administration

This program oversees and directs the administration and management of the Liability and Workers' Compensation Programs; directs the administration and management of the Occupational Health Program; purchases commercial property insurance for County-owned and/or leased buildings, and purchases other insurance for specific risks associated with operations of various departments. This Division also oversees and directs the County's Compliance Program to prevent costly litigation, and to help ensure state and federal code and statute compliance.

1822 Liability

This program administers the County's Liability Insurance programs; monitors and directs administration of the program through the California State Association of Counties - Excess Insurance Authority (CSAC-EIA) Primary Liability Insurance Program, Excess Liability Insurance Program, and Medical Malpractice Insurance Program; assists County Counsel with civil lawsuits; and manages County risks.

1823 Workers' Compensation and Safety

This program assists employees in filing claims; monitors and directs administration of the Workers' Compensation program through the County's self-insurance program; provides disability management services; implements Cal-OSHA mandated loss prevention and safety programs; administers the County's Occupational Health and Safety Program; and administers the County's Employee Wellness Program.

1824 Property

This program ensures that all County property is covered by adequate property casualty insurance.

1825 Unemployment

This Division provides unemployment insurance coverage for all County employees on a self-insured basis.

| DETAIL BY REVENUE CATEGORY AND APPROPRIATION CATEGORY | 2009/10 ACTUALS | 2010/11 ADOPTED BUDGET | 2011/12 CAO RECOMMENDED | FROM ADOPTED TO RECOMMENDED | PERCENT CHANGE |
|--|----------------------------|---------------------------------------|--|--|---------------------------|
| REVENUES | | | | | |
| Revenue From Use of Money/Prop | 204,280 | 390,000 | 130,000 | (260,000) | (67%) |
| Intergovernmental Rev State | 35,674 | 0 | 0 | 0 | 0% |
| Charges For Services | 8,774,577 | 11,675,683 | 14,619,084 | 2,943,401 | 25% |
| Misc Revenue | 167,423 | 148,000 | 145,000 | (3,000) | (2%) |
| TOTAL REVENUES | 9,181,954 | 12,213,683 | 14,894,084 | 2,680,401 | 22% |
| APPROPRIATIONS | | | | | |
| Salaries and Employee Benefits | 787,514 | 810,424 | 708,802 | (101,622) | (13%) |
| Services and Supplies | 10,821,805 | 14,443,542 | 14,021,068 | (422,474) | (3%) |
| Other Charges | 147,404 | 852,078 | 355,757 | (496,321) | (58%) |
| Other Financing Uses | 22,005 | 32,900 | 30,623 | (2,277) | (7%) |
| Intra-Fund Transfers | (7,803) | (10,020) | 0 | 10,020 | (100%) |
| TOTAL APPROPRIATIONS | 11,770,926 | 16,128,924 | 15,116,250 | (1,012,674) | (6%) |
| NET GAIN(LOSS) | (2,588,973) | (3,915,241) | (222,166) | 3,693,075 | (94%) |
| STAFFING | | | | | |
| Risk Management | 12 | 8 | 8 | 0 | 0% |

SUMMARY OF SIGNIFICANT ADJUSTMENTS

- In the FY2011/12 budget, charges of \$8,105,000 to County departments for workers' compensation insurance reflect an increase of \$2,489,000. These charges represent the full cost of the program. In the past four years, workers' compensation insurance charges to departments were reduced, using reserves to offset the decreases. As a result of these "rate holidays," the reserve level for workers compensation insurance is at the minimum level necessary to meet contingencies.
- Additionally, charges to County departments for unemployment insurance are increased by \$982,066 due to an increase in unemployment claims filed resulting from County lay-offs over the past two years.

SUMMARY OF POSITION CHANGES

A reduction in the department's position allocations is provided below.

In April 2011, the following position was deleted as a result of the PARS SRP:

- 1.0 FTE Office Assistant III



Elections

- Voter Registration
- Election Administration
- Redistricting Coordination
- Voter Information
- Candidate Information
- Campaign Disclosures
- Economic Interest
- Initiatives / Petitions

DEPARTMENTAL PURPOSE

The Registrar of Voters is a Division of the Department of Information Technology charged with conducting fair and impartial federal, state, local and school elections as mandated by the Constitutions of the United States and the State of California, the State of California Elections Code, Government Code, Education Code, Health & Safety Code, and the Water Code.

| Budget Summary: | |
|--|-----------|
| FY2010/11 Third Quarter Projection: | 2,917,437 |
| FY2011/12 Recommended: | 4,239,609 |
| County General Fund Contribution: | 3,413,575 |
| Percent County General Fund Supported: | 80.5% |
| Total Employees (FTEs): | 10.0 |

FUNCTION AND RESPONSIBILITIES

There are six established election dates over a two-year election cycle. Elections are scheduled in Solano County in June and November every year, and may be scheduled in April in even years, and March in odd years. Mail ballot elections may be conducted in May and August of each year as well as in March of even-numbered years. Special, initiative, referendum, recall, and school bond elections are not limited to the regular election dates.

Costs for federal, state, and county elections are borne by the County, while the other jurisdictions (cities, schools and special districts) reimburse the County for the cost of conducting their elections. State special elections may be reimbursed at the discretion of the Legislature and Governor.

SIGNIFICANT CHALLENGES AND ACCOMPLISHMENTS

- Conducted 2010 gubernatorial primary and general elections, both of which involved nearly 30,000 more voters than in comparable 2006 elections. Successfully deployed electronic roster to half of county precincts in November 2010.
- There will be 25% fewer experienced full-time staff for the FY2011/12 elections, making it more difficult to fully prepare for elections. Additionally, it is likely the Assistant Registrar of Voters will retire in FY2011/12 which points to the need for succession planning. No staff currently have the state required qualifications and experience to promote into the position. Given the complexity of elections and reduced staff level, it is prudent to recruit a Deputy Registrar to provide a sufficient overlap for a smooth transition.
- Census demographics will likely require the printing of election materials in multiple languages and recruitment of bilingual poll workers. Multi-card ballots will become increasingly common, resulting in increased pressure to find sufficient space to manage over half of the voters casting ballots by mail.
- The task of finding a sufficient number of convenient accessible polling places has become increasingly more difficult, especially in the wake of school closures.
- Redistricting creates new demands on election preparations to ensure precinct assignments that align the election management system with changes to federal, state, and local district boundaries. This process occurs during the nomination period for the November 2011 district elections, creating additional workloads for full-time staff.

WORKLOAD INDICATORS

- ROV staff processed 63,074 voter file transactions in the 2010 calendar year. Voter registration increased 1% to 196,440. There were 14,613 voters added while 12,385 moved out-of-county or became inactive; the remainder were changes to existing records.
- The number of permanent vote-by-mail voters increased 6% in November 2010 to 93,953, up from 88,504 in November 2009. Overall, voting by mail increased 7.7% to 103,145 issued, representing 52.5% of registered voters. Reflecting the greater interest in an even-year November election versus an odd-year November election, 71,631 voters returned vote-by-mail ballots in 2010 compared to 2009. In November 2010, vote-by-mail voters were 58.6% of total turnout.
- During 2010, ROV received, filed, and made available to the public, 967 Statements of Economic Interests (FPPC Form 700) and financial disclosure documents from 129 campaign filers.

| DETAIL BY REVENUE AND APPROPRIATION FUNCTIONAL AREA | 2009/10 ACTUALS | 2010/11 ADOPTED BUDGET | 2011/12 CAO RECOMMENDED | FROM ADOPTED TO RECOMMENDED | PERCENT CHANGE |
|--|------------------------|-------------------------------|--------------------------------|------------------------------------|-----------------------|
| REVENUES | | | | | |
| Elections | 1,170,384 | 336,917 | 826,034 | 489,117 | 145% |
| TOTAL REVENUES | 1,170,384 | 336,917 | 826,034 | 489,117 | 145% |
| APPROPRIATIONS | | | | | |
| Elections | 3,489,348 | 3,301,611 | 4,239,609 | 937,998 | 28% |
| TOTAL APPROPRIATIONS | 3,489,348 | 3,301,611 | 4,239,609 | 937,998 | 28% |
| NET COUNTY COST | | | | | |
| Elections | 2,318,964 | 2,964,694 | 3,413,575 | 448,881 | 15% |
| TOTAL NET COUNTY COST | 2,318,964 | 2,964,694 | 3,413,575 | 448,881 | 15% |
| STAFFING | | | | | |
| Elections | 11 | 12 | 10 | (2) | (17%) |
| TOTAL STAFFING | 11 | 12 | 10 | (2) | (17%) |

DEPARTMENTAL BUDGET SUMMARY

The Recommended Budget of \$4,239,609 for ROV represents increases of \$489,117 or 145.2% in revenues and \$937,998 or 28.4% in expenditures when compared to FY2010/11 Adopted Budget. As a result, the Net County Cost is increased by \$448,881.

ROV primarily depends on the General Fund. To the greatest extent permitted by law, ROV costs are billed to the entities participating in a given election. Generally, federal and state election costs are borne by the County. FY2011/12 has two scheduled elections, the November 2011 Uniform Districts Election (UDEL) and the June 2012 Presidential Primary. Costs for the UDEL will be completely offset by revenue from participating districts. The revenue received, however, is fully offset by corresponding expenditures. The 2012 Presidential Primary will be a General Fund expense.

The increase in revenue is primarily due to the election services that will be provided to agencies participating in the UDEL and also candidate statement fees for the FY2011/12 elections.

Major cost areas include full-time and extra-help staff; printing official ballots and sample ballot booklets; postage; envelopes; hardware and software maintenance; and election supplies.

Salaries and Benefits reflect an increase of \$171,483 primarily due to increases in extra-help staffing needed for both countywide elections, and retirement and workers' compensation costs.

Services and Supplies increased approximately \$1 million. The projected ballot printing costs for the two elections is \$455,000. The combined sample ballot costs will be \$246,000. One of the Department's goals for the year is to evaluate printing vendors' costs and services. The Recommended Budget includes \$245,512 for hardware and software maintenance, of which \$175,512

is for the voting system. The Secretary of State has approximately \$1 million in federal Help America Vote Act (HAVA) funds reserved for Solano County when and if new voting systems come to market.

Contracted Services of \$137,246 are for election support services.

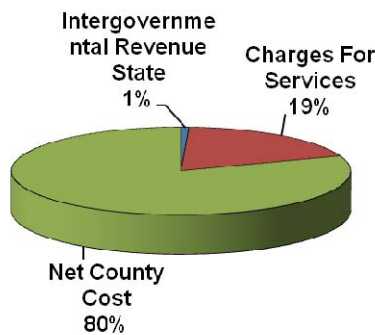
In an effort to reduce the number of ballots printed, the Department proposes to lease for \$6,500 a "ballot on demand" system which would allow ROV to order the number of vote-by-mail and precinct ballots that are anticipated more than 30 days before the election but then print only the number of vote-by-mail ballots actually "ordered" by voters within 30 days of the election. This equipment will replace two printers acquired in 2004.

The Recommended Budget does not include the purchase of any fixed assets.

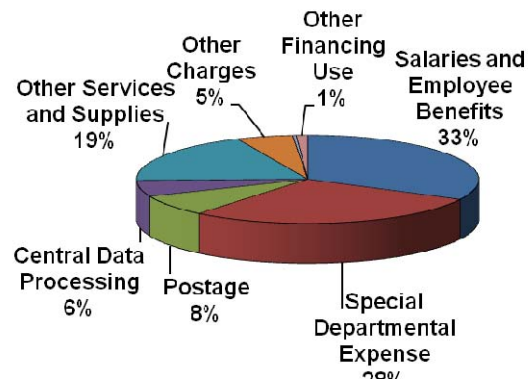
DEPARTMENT COMMENTS

As part of the countywide effort to deal with the structural deficit, the Elections Division accepted an employee's application for the PARS Supplementary Retirement Plan and has reduced its number of allocated positions. The Division will employ new technology systems to automate aspects of the job formerly performed by the retired employee, and if needed, will supplement with extra help staff to provide services to candidates, campaigns and voters.

SOURCE OF FUNDS



USE OF FUNDS



| DETAIL BY REVENUE CATEGORY AND APPROPRIATION CATEGORY | 2009/10 ACTUALS | 2010/11 ADOPTED BUDGET | 2011/12 CAO RECOMMENDED | FROM ADOPTED TO RECOMMENDED | PERCENT CHANGE |
|---|--------------------|------------------------------|-------------------------------|-----------------------------------|-------------------|
| REVENUES | | | | | |
| Revenue From Use of Money/Prop | 1 | 0 | 0 | 0 | 0% |
| Intergovernmental Rev State | 161,634 | 103,917 | 33,009 | (70,908) | (68%) |
| Charges For Services | 1,003,117 | 233,000 | 793,025 | 560,025 | 240% |
| Misc Revenue | 5,632 | 0 | 0 | 0 | 0% |
| TOTAL REVENUES | 1,170,384 | 336,917 | 826,034 | 489,117 | 145% |
| APPROPRIATIONS | | | | | |
| Salaries and Employee Benefits | 1,112,095 | 1,211,066 | 1,382,549 | 171,483 | 14% |
| Services and Supplies | 1,827,129 | 1,541,513 | 2,545,690 | 1,004,177 | 65% |
| Other Charges | 375,006 | 389,860 | 224,549 | (165,311) | (42%) |
| F/A Equipment | 89,600 | 75,757 | 0 | (75,757) | (100%) |
| Other Financing Uses | 52,170 | 42,415 | 45,565 | 3,150 | 7% |
| Intra-Fund Transfers | 33,348 | 41,000 | 41,256 | 256 | 1% |
| TOTAL APPROPRIATIONS | 3,489,348 | 3,301,611 | 4,239,609 | 937,998 | 28% |
| NET COUNTY COST | 2,318,963 | 2,964,694 | 3,413,575 | 448,881 | 15% |

SUMMARY OF SIGNIFICANT ADJUSTMENTS

The increase in Net County Cost is primarily due to of the June 2012 Presidential Primary, which will be a General Fund expense.

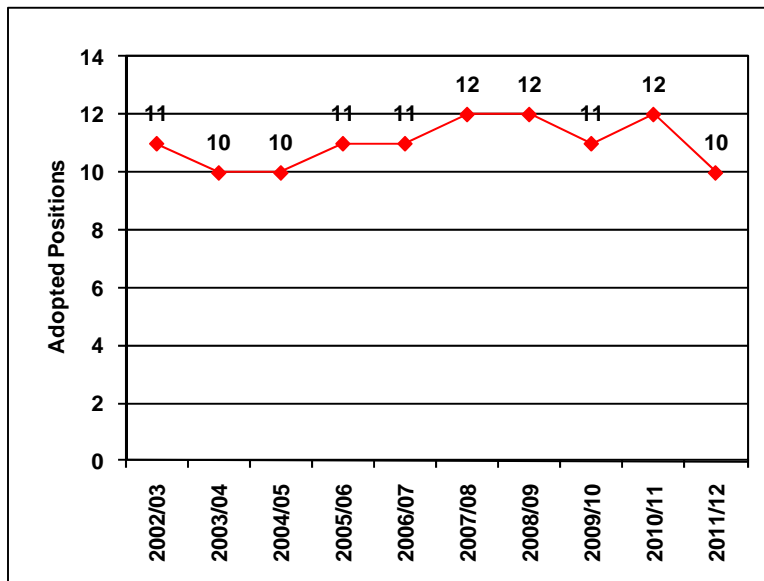
SUMMARY OF POSITION CHANGES

Reductions in the department’s position allocations are provided below:

- In December 2010, 2.0 FTE Election Technician Limited Term positions concluded their authorized terms and were deleted.
- In April 2011, 1.0 FTE Election Technician position was eliminated as part of the PARS program.

The Recommended Budget includes the addition of 1.0 FTE Deputy Registrar of Voters position to effectively plan for the retirement of the Assistant Registrar of Voters and ensure continuity of succession over the long term. The Recommended Budget includes \$135,700 in Salaries and Benefits for this position.

STAFFING TREND



PENDING ISSUES AND POLICY CONSIDERATIONS

The elimination of SB 90 funding for permanent vote-by-mail costs will reduce revenue. Current law requires that counties submit SB 90 claims on behalf of school districts; however, with state reimbursement ending, the County will not be reimbursed for those costs.

The Board of Supervisors has adopted a legislative position supporting acceptance of vote-by-mail ballots postmarked on or before Election Day but received after Election Day. Several bills have been introduced on this topic. There is no consensus among local election officials about the desirability of this concept other than the longer the period ballots are accepted, the more election integrity is jeopardized, as is timely completion of the canvass.

The results of the 2010 Census may require the implementation of National Voting Rights Act language requirements. This may include Spanish countywide and Tagalog on an area basis, based on population changes in the last 10 years. The basic requirement would be that all election materials given to or used by voters must be in the specified language(s). It is difficult to project the potential increase in costs. For example, there would be an increase cost to replace or alter polling place signs that are currently only in English. Los Angeles County is taking the lead in preparing “How To” guides for counties who may have to implement language requirements.

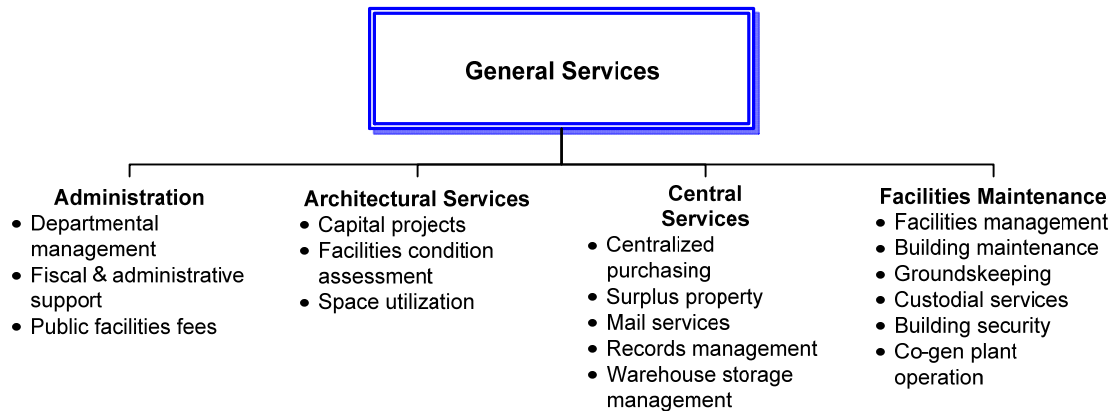
There is a county-initiated move to develop online voter registration before 2012. This would allow people with a California driver’s license to complete a registration affidavit from a computer terminal. The DMV, if successfully finding the person’s record, would return the person’s signature to the County. In states where online registration has been implemented and used

during an election cycle, as many as 85% of the people registering did so online. This holds great promise for offsetting staff reductions and ROV's reliance on extra-help during peak registration periods.

A bill has been introduced in Congress that would eliminate the Election Assistance Commission (EAC). Created by the HAVA in 2002, the EAC has funded the replacement of voting systems throughout the country. It was also burdened by excessively high expectations and a lack of presidential and congressional support. Millions of dollars allocated for states were not used by the states (California has received all funds allocated and applied for) and Congress wants to use those funds to reduce the budget deficit. This will likely mean new voting systems are less likely to be developed as there are few states and counties with funds available to buy new systems and equipment.

The Recommended Budget includes appropriations for two scheduled elections, the November 2011 UDEL and the June 2012 Presidential Primary. However, there is a possibility that two additional elections could be held in FY2011/12. Since the Governor's June Special Election did not materialize, there is a possibility of a November/December 2011 Special Election that is separate from the November UDEL. If it is combined with the November UDELL, there would be no additional cost; instead an approximate \$380,000 reduction in revenue is anticipated. If the Special Election is called for in December, however, the cost to the General Fund is projected to be \$640,326.

If the February 2012 election is not combined with the Presidential Primary in June 2012, the cost to the General Fund is projected at \$1,051,905.



DEPARTMENTAL PURPOSE

To provide our customers, both public and County departments with a variety of reliable, quality, innovative services that promote a clean, safe and healthy place to live, learn, work and play.

| Budget Summary: | |
|--|------------|
| FY2010/11 Third Quarter Projection: | 14,921,634 |
| FY2011/12 Recommended: | 14,370,271 |
| County General Fund Contribution: | 3,008,124 |
| Percent County General Fund Supported: | 20.9% |
| Total Employees (FTEs): | 76 |

FUNCTION AND RESPONSIBILITIES

Administration

Sets departmental policies and procedures and monitors for compliance, provides financial administration and fiscal control, manages personnel and payroll, and coordinates the County’s capital projects.

Architectural Services

Leads capital improvement planning and development of new and existing County facilities by providing architectural, engineering, project construction management services, and project accounting/fiscal control services.

Central Services

Provides support services to County departments, including purchasing and/or procurement, surplus property management, mail and courier services, printing and binding services, and records management services.

Facilities Operations

- Facilities Management and Maintenance

Provides comprehensive facilities management services, including project planning and implementation for small- and mid-size construction projects; assisting with capital project development and implementation; maintaining HVAC systems; and managing responsibility for exterior and interior building maintenance, which could consist of roofing, plumbing, electrical, lock-smithing, signage, masonry and carpentry. In addition, Facilities Operations oversees the County’s energy management functions, monitors utility usage, delivers conservation and renewable energy projects, operates the County’s Cogeneration Plan, and is responsible for the coordination, maintenance and operation of the County Events Center.

- Grounds Maintenance

Maintains turf areas, shrubs, trees and other elements associated with landscaping for County-owned property and provides litter removal for County parking lots in Fairfield and Vallejo. Grounds maintenance is a program of the Facilities Operations Division.

- Custodial Services

Provides in-house custodial services for County-owned/occupied buildings and County-leased facilities whose agreements do not provide for such services. Custodial Services is a program of the Facilities Operations Division.

SIGNIFICANT CHALLENGES AND ACCOMPLISHMENTS

Accomplishments

- Carried out architectural design, managed projects, and used internal professional expertise on 14 projects which resulted in savings by not hiring consultants to perform these same services. (*Architectural Services*)
- Assumed maintenance responsibilities of 368,000 square feet of Jails and support space previously maintained by the Sheriff's Department. The change in responsibility has improved maintenance services in the Sheriff facilities and has lowered the overall cost to the County. (*Facilities Operations*)
- Retrofitted parking lot lighting using new Light Emitting Diode technology in Fairfield Government Center campus. The materials were purchased with funds from the Energy Efficiency Community Block Grant program. The project was performed by County staff and is estimated to reduce the County's electrical costs by \$32,000 annually. (*Facilities Operations*)
- Commissioned and began operation of the County Events Center located at 701 Texas Street in Fairfield. This included the development of operational use policies and the associated fee schedule for the use of the facility. The facility is now open for use by the public as well as County and other governmental agencies for meetings/events. (*Facilities Operations*)

Challenges

- The five functions under Central Services, including surplus property, mail/couriers, records management and purchasing are located currently in four separate locations throughout Fairfield. In addition, Record Management's secure storage facility in leased space at 815 Chadbourne Road in Fairfield is nearing 92% capacity and due to expire September 30, 2011. This physical separation of the Division's functions and potential need for additional storage space makes it difficult to maximize reduced staffing resources to meet service demands. Staff is coordinating with Real Estate Management to determine a viable course of action. (*Central Services*)

WORKLOAD INDICATORS

- Initiated 20 work requests and completed 15 projects under the County's Job Order Contracting Program between July 1, 2010 and June 30, 2011. (*budget unit 1270 - Architectural Services*)
- In FY2009/10, processed 1,552 purchase orders; from July 1, 2010 – April 30, 2011, processed 1,204 purchase orders (*budget unit 1280 - Central Purchasing*)
- In FY2009/10, issued and processed 49 Invitation for Bids (IFB) and Request for Proposals (RFP); from July 1, 2010 – April 30, 2011, issued and processed 39 IFBs and RFPs. (*budget unit 1280 - Central Purchasing*)
- Maintains 22,232 boxes of official records under the County's Records Management Program. (*budget unit 1280 - Central Purchasing*)
- Responsible for the maintenance and operations of 60 buildings, totaling over 2,045,000 square feet. (*Facilities Operations*)
- Provides custodial services for 28 buildings totaling 940,000 square feet. (*Facilities Operations*)
- Provides grounds keeping services over 103 developed acres of land at 31 locations. (*Facilities Operations*)

**1117-General Services
Other General**

**Michael J. Lango, Director of General Services
Functional Area Summary**

| DETAIL BY REVENUE AND APPROPRIATION FUNCTIONAL AREA | 2009/10 ACTUALS | 2010/11 ADOPTED BUDGET | 2011/12 CAO RECOMMENDED | FROM ADOPTED TO RECOMMENDED | PERCENT CHANGE |
|--|------------------------|-------------------------------|--------------------------------|------------------------------------|-----------------------|
| REVENUES | | | | | |
| Administration | 763,981 | 917,253 | 463,532 | (453,721) | (49%) |
| Architectural Services | 1,245,786 | 1,366,766 | 821,424 | (545,342) | (40%) |
| Central Services | 2,062,741 | 2,168,082 | 1,538,585 | (629,497) | (29%) |
| Facilities Maintenance | 12,460,700 | 11,576,715 | 8,538,606 | (3,038,109) | (26%) |
| TOTAL REVENUES | 16,533,208 | 16,028,816 | 11,362,147 | (4,666,669) | (29%) |
| APPROPRIATIONS | | | | | |
| Administration | 1,399,566 | 1,057,790 | 1,125,015 | 67,225 | 6% |
| Architectural Services | 1,243,367 | 1,361,210 | 1,219,754 | (141,456) | (10%) |
| Central Services | 1,963,104 | 1,957,956 | 1,762,867 | (195,089) | (10%) |
| Facilities Maintenance | 10,527,444 | 10,902,029 | 10,262,635 | (639,394) | (6%) |
| TOTAL APPROPRIATIONS | 15,133,481 | 15,278,985 | 14,370,271 | (908,714) | (6%) |
| NET COUNTY COST | | | | | |
| Administration | 635,585 | 140,537 | 661,483 | 520,946 | 371% |
| Architectural Services | (2,419) | (5,556) | 398,330 | 403,886 | (7269%) |
| Central Services | (99,637) | (210,126) | 224,282 | 434,408 | (207%) |
| Facilities Maintenance | (1,933,256) | (674,686) | 1,724,029 | 2,398,715 | (356%) |
| TOTAL NET COUNTY COST | (1,399,727) | (749,831) | 3,008,124 | 3,757,955 | (501%) |
| STAFFING | | | | | |
| Administration | 8 | 7 | 7 | 0 | 0% |
| Architectural Services | 9 | 7 | 6 | (1) | (14%) |
| Central Services | 14 | 13 | 10 | (3) | (23%) |
| Facilities Maintenance | 70 | 59 | 52 | (7) | (12%) |
| TOTAL STAFFING | 101 | 84 | 76 | (8) | (10%) |

DEPARTMENTAL BUDGET SUMMARY

The Recommended Budget for the Department of General Services of \$14,370,271 represents an overall decrease of \$4,666,669, or 29.1%, in revenues and \$908,714, or 5.9%, in expenditures when compared to the FY2010/11 Adopted Budget. As a result, Net County Cost is increased by \$3,757,955.

The primary funding sources for the Department are:

- Administration Overhead (A-87) revenues of \$6,408,114 show a decrease of \$3,815,949, or 37.3%, from the previous fiscal year. A-87 revenues are reimbursements of estimated costs from County departments for their allocated share of facilities maintenance, custodial services, grounds maintenance, central purchasing and architectural services using FY2009/10 actual departmental costs. The sharply lower revenues reflect the decrease in General Services' allocated costs to County departments, the result of reduced operating costs from County-directed budgetary cuts that started in FY2009/10. The decrease in General Services' A8-7 revenues is offset by corresponding decreases in A-87 charges to county departments.
- Revenues from Inter-fund Services Provided and Other Charges for Services of \$3,484,467 and \$446,048, respectively, reflect an overall decrease of \$511,413. These revenues are derived from charges that are billed directly to non-General Fund departments for supplies and services, such as custodial services, grounds maintenance, building maintenance, postage, mail services, small projects and project management. The decline in revenues is the result of:
 - Lower billing rates due to decrease in Departmental operating costs resulting from County-directed budgetary cuts and in the case of Architectural Services Division, a change in calculation methodology as recommended by the Auditor Controller. Billing rates are calculated based on the actual costs of providing the related services.
 - Reduced demand for services, primarily in the Small Projects Bureau of the Facilities Division, as County departments forego discretionary tenant improvements or small construction projects to focus their diminished resources on cores services and mandates.

- Revenues from Intra-fund Transfers of \$278,573 are lower by \$29,855. The service generators of these revenues are the same as "Inter-fund Services Provided" except for the charges being billed to General Fund Departments. The decrease in revenues is also attributable to reduced demand for services.

The primary costs for General Services:

Administration (budget unit 1102)

Salary expenses of \$901,108 are higher by \$61,084, the net increase from the addition of 1.0 FTE Deputy Director position, offset by savings from the elimination of 1.0 FTE Administrative Secretary position and deletion of appropriations for Extra Help used to fund a part-time management position to perform administrative functions in the absence of an Assistant/Deputy Director for the Department. Portion of the net increase is also due to higher health insurance, workers compensation and unemployment insurance rates.

Architectural Services (budget unit 1270)

Salary expenses of \$824,624 reflect a decrease of \$80,134, the net result of savings from the deletion of 1.0 FTE Associate Architect position, offset by additional costs from increases in workers compensation and unemployment insurance rates and charges for the PARS Supplemental Retirement Plan for one employee.

Countywide Administrative Overhead charges of \$240,106 show a decrease of \$28,600. Architectural Services, a central services division, should receive A-87 revenues for services provided. However, in FY2011/12, re-calculation of billing rates used to charge capital projects for services provided by the Architectural Services Division resulted in reimbursements. The methodology for calculating the billing rates have been revised and approved by the Auditor-Controller in FY2010/11. Prospectively, staff anticipates that in FY2012/13, Architectural Services will receive A-87 revenues instead of A-87 charges as a result of the change.

Central Services (budget unit 1280)

Salary expenses of \$962,152 show a net decrease of \$90,830, mainly due to savings from the elimination of 1 FTE Office Assistant III position, partly offset by higher costs from workers compensation and unemployment insurance and charges from the PARS Supplemental Retirement Plan for one employee.

Purchases for Resale of \$670,500 are lower by \$9,500. These are the costs of postages for meter machines that are fully recovered from reimbursements from County departments, the Courts, and other agencies utilizing the County mail services system. The decline reflects the change in anticipated usage, as use of e-mail and other forms of electronic communications increases.

Facilities Operations (budget unit 1650)

Salary expenses of \$4,579,850 are lower by \$441,102 as a result of savings from the elimination of 1.0 FTE Energy Program Coordinator position, and 4.0 FTE Custodian positions offset by increases in workers compensation and unemployment insurance rates and retirement costs. Due to operational requirements, a 1.0 FTE Facilities Operations Supervisor position from the Airport (budget unit 9002) will be transferred to Facilities Operations on July 1, 2011. The fiscal impact of the transfer will be reflected in the Supplemental Budget for Facilities Operations.

Utility costs of \$2,283,902 reflect a decline of \$364,404 mainly from lower usage and the increase use of alternative energy sources.

Water charges of \$576,307 show an increase of \$38,707 due to higher rates.

Charges for Equipment Maintenance of \$729,525 are projected to decline by \$176,500, mainly due to the absence of scheduled overhaul for any major equipment. These charges cover all costs associated with maintaining and repairing major equipments in County buildings and the co-generation plant.

Charges for Maintenance of Buildings and Improvements of \$657,053 are estimated to rise by \$225,553, mostly due to increase in County share of costs with the Courts for the repair and maintenance at the Hall of Justice. These charges also include the costs of small projects which are fully reimbursed by the requesting County departments.

Charges for Other Professional Services of \$109,560 cover the costs of elevator maintenance/repair, fire systems testing mandated by Code, and waste removal/disposal for batteries, bulbs, etc.

DEPARTMENT COMMENTS

On April 12, 2011, the Board approved reorganization of the Department of General Services, which added a Deputy Director position to the Department’s executive management team and authorized the transfer of the Parks and Recreation Services Division to the Department of Resource Management, and of the Animal Care Services Division to the Sheriff’s Office. The impacts of those changes are reflected in the Recommended Budget.

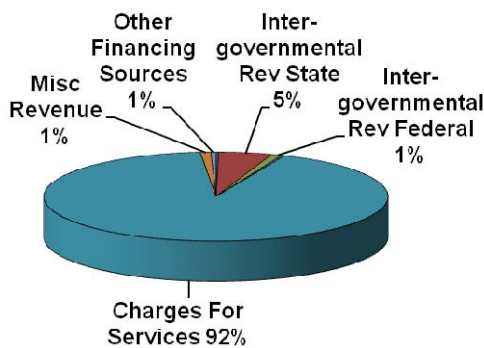
In FY2011/12, the Department plans to complete the following major projects that have major fiscal and operational impacts on the County:

- Countywide Space Utilization Study – the objective of this study is to maximize the use of County-owned facilities by ensuring that current assigned office space of County departments are aligned with departmental space requirements that may have changed due to staffing reductions and program cuts implemented over the past three years. As a result of this study, County departments/programs may be consolidated into one location to free up space where other County departments currently on leased office space may be moved.
- Animal Care Services Replacement Facility – the Department, working with the sheriff’s Office and representatives from the seven Solano County cities, is determining the scope of services that the Shelter should provide for consideration and approval by the County and its seven city partners. Based on those approved services, plans for a minimum cost replacement facility will be developed and presented to the same group for consideration. The current facility is inadequate in terms of its capacity to meet existing requirements for animal care services. The physical condition of the shelter is deteriorating, with a growing number of more serious maintenance issues that are cropping up which require costly repairs.

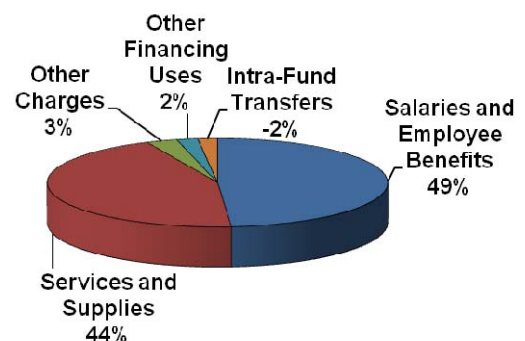
Over the past three years, the Department has eliminated nearly 25% of its allocated positions. While this rate is consistent with the average reduction in force taken by other departments countywide, the staffing loss in some divisions cannot be offset with program reductions or eliminations. Without any changes to the number of buildings that requires maintenance, the amount of office space that needs to be cleaned, or the acreage of developed areas and landscaping that has to be groomed, the remaining staff has to absorb the additional workload. The continued operations of major building systems without major issues and cleanliness and visual appeal of buildings and grounds are testament to the quality of work and dedication of the staff and management team. The following performance measures illustrate the efficiency and effectiveness of County staff:

- During the period of July 1, 2010 to June 30, 2011, the cost of operations for the Facilities Operations Division was \$5.50 per square foot. This is equal to \$0.46 per square foot per month and is 24% below the industry average.
- During the same period, the overall maintenance staffing ratio for Facilities Operations was 61,000 square feet per FTE and the Custodial staffing ratio was 37,000 square feet per FTE. These ratios, given current staffing levels, are 14% and 32% below industry standard, respectively.

SOURCE OF FUNDS



USE OF FUNDS



| DETAIL BY REVENUE CATEGORY AND APPROPRIATION CATEGORY | 2009/10 ACTUALS | 2010/11 ADOPTED BUDGET | 2011/12 CAO RECOMMENDED | FROM ADOPTED TO RECOMMENDED | PERCENT CHANGE |
|--|----------------------------|---------------------------------------|--|--|---------------------------|
| REVENUES | | | | | |
| Revenue From Use of Money/Prop | 31,240 | 33,200 | 27,650 | (5,550) | (17%) |
| Intergovernmental Rev State | 591,387 | 569,000 | 569,000 | 0 | 0% |
| Intergovernmental Rev Federal | 0 | 0 | 112,319 | 112,319 | 0% |
| Intergovernmental Rev Other | 49,799 | 34,799 | 34,799 | 0 | 0% |
| Charges For Services | 15,124,737 | 15,164,593 | 10,452,804 | (4,711,789) | (31%) |
| Misc Revenue | 639,714 | 130,924 | 112,075 | (18,849) | (14%) |
| Other Financing Sources | 96,332 | 96,300 | 53,500 | (42,800) | (44%) |
| TOTAL REVENUES | 16,533,208 | 16,028,816 | 11,362,147 | (4,666,669) | (29%) |
| APPROPRIATIONS | | | | | |
| Salaries and Employee Benefits | 8,380,050 | 7,818,716 | 7,267,734 | (550,982) | (7%) |
| Services and Supplies | 6,396,676 | 7,049,881 | 6,643,016 | (406,865) | (6%) |
| Other Charges | 399,335 | 347,950 | 440,656 | 92,706 | 27% |
| F/A Equipment | 16,132 | 0 | 0 | 0 | 0% |
| Other Financing Uses | 218,110 | 311,156 | 297,438 | (13,718) | (4%) |
| Intra-Fund Transfers | (276,823) | (248,718) | (278,573) | (29,855) | 12% |
| TOTAL APPROPRIATIONS | 15,133,481 | 15,278,985 | 14,370,271 | (908,714) | (6%) |
| NET COUNTY COST | (1,399,727) | (749,831) | 3,008,124 | 3,757,955 | (501%) |

SUMMARY OF SIGNIFICANT ADJUSTMENTS

- Building security for the Fairfield Government Center Campus has been reinstated using part-time Extra-Help Sheriff Security Officers. This resulted in an increase of \$125,000 in expenditures.
- There is a reduction of \$176,500 in co-generation plant equipment maintenance since there are no major overhauls scheduled for FY2011/12.
- Administrative Overhead Revenue has dropped \$3,815,949 from the FY2010/11 Final Budget which accounts for 81.7% of the department's revenue loss.

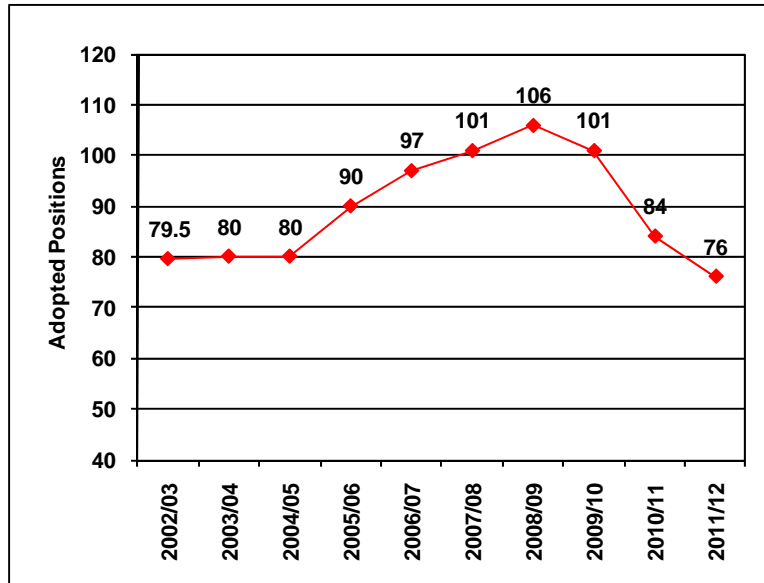
SUMMARY OF POSITION CHANGES

Reductions in the Department's position allocations during FY2010/11 are provided below.

- In October 2010, the following vacant positions were eliminated:
 - 1.0 FTE Groundskeeper
 - 0.30 FTE Architectural Project Coordinator (Assistant)
- In November 2010, the following positions were transferred to the Health & Social Services Department:
 - 2.0 FTE Couriers
- In April 2011, the following positions were deleted as a result of the PARS SRP to address the FY2011/12 anticipated budget reductions required:
 - 1.0 FTE Office Assistant III
 - 1.0 Associate Architect
- The Departmental Reorganization Plan approved, in concept, by the Board on April 12, 2011, includes the following changes:
 - Add 1.0 FTE Deputy Director
 - Add 1.0 FTE Inventory Clerk

- The Recommended Budget recommends the following changes:
 - Delete 1.0 Administrative Secretary (vacant)
 - Delete 1.0 Energy Program Coordinator
 - Delete 4.0 Custodians
 - Add 0.3 FTE Architectural Project Coordinator (Assistant) – the addition of this allocation will allow the Department to convert a 0.7 FTE Architectural Project Coordinator (Assistant) to full time status to meet the additional workload resulting from the retirement of a 1.0 FTE Associate Architect. Due to a planned shift to Facilities Operations of maintenance projects previously managed by the Architectural Services Division and the deliberate slowdown in the pace of capital projects, the additional workload does not require the services of a full-time professional architect, but can be met by increasing the capacity of an existing technical staff.
 - Add 1.0 FTE Facilities Operations Supervisor (transfer from the Airport, budget unit 9002)

STAFFING TREND



PENDING ISSUES AND POLICY CONSIDERATIONS

None.

Michael J. Lango, Director of General Services
Summary of Other Administered Budget

1117-General Services
Other General

| DETAIL BY REVENUE AND APPROPRIATION OTHER ADMINISTERED BUDGETS | 2009/10 ACTUALS | 2010/11 ADOPTED BUDGET | 2011/12 CAO RECOMMENDED | FROM ADOPTED TO RECOMMENDED | PERCENT CHANGE |
|---|----------------------------|---------------------------------------|--|--|---------------------------|
| REVENUES | | | | | |
| 1642-Real Estate Services | 841,843 | 810,812 | 894,079 | 83,267 | 10% |
| 3001-General Services Spec. Rev. Fund | 5,203 | 3,920 | 3,990 | 70 | 2% |
| 3100-Fleet Management | 4,094,676 | 4,909,780 | 4,845,479 | (64,301) | (1%) |
| 1901-Reprographics | 379,004 | 361,241 | 382,740 | 21,499 | 6% |
| 9000-Airport | 1,980,963 | 1,162,518 | 1,390,292 | 227,774 | 20% |
| 9050-Special Aviation | 60,323 | 41,138 | 0 | (41,138) | (100%) |
| APPROPRIATIONS | | | | | |
| 1642-Real Estate Services | 294,203 | 300,648 | 305,084 | 4,436 | 1% |
| 3001-General Services Spec. Rev. Fund | 3,685 | 13,557 | 13,524 | (33) | (0%) |
| 3100-Fleet Management | 4,630,743 | 6,090,468 | 4,845,479 | (1,244,989) | (20%) |
| 1901-Reprographics | 514,043 | 368,893 | 406,433 | 37,540 | 10% |
| 9000-Airport | 2,681,122 | 1,695,699 | 1,368,666 | (327,033) | (19%) |
| 9050-Special Aviation | 203,069 | 41,138 | 0 | (41,138) | (100%) |
| NET CHANGE | | | | | |
| 1642-Real Estate Services | (547,640) | (510,164) | (588,995) | (78,831) | 15% |
| 3001-General Services Spec. Rev. Fund | (1,518) | 9,637 | 9,534 | (103) | (1%) |
| 3100-Fleet Management | 536,067 | 1,180,688 | 0 | (1,180,688) | (100%) |
| 1901-Reprographics | 135,039 | 7,652 | 23,693 | 16,041 | 210% |
| 9000-Airport | 700,159 | 533,181 | (21,626) | (21,626) | (104%) |
| 9050-Special Aviation | 142,746 | 0 | 0 | 0 | 0% |

The Department's respective 'other' budget units follow.

FUNCTION AND RESPONSIBILITY

Real Estate Services provides real estate and property management services in support of the County’s operational and asset management needs. Real Estate Services negotiates transactions (acquisitions, sales, leases and adaptive re-use of real property) and manages the County’s portfolio of real estate assets to ensure appropriate maintenance levels, minimize operating expenses and maximize revenues from administered leases, and evaluates disposition and development potential. In addition, Real Estate Services is responsible for administering agreements with the local Veterans groups and the franchise agreements for cable television and garbage services in the unincorporated areas of the County.

| DETAIL BY REVENUE CATEGORY AND APPROPRIATION CATEGORY | 2009/10 ACTUALS | 2010/11 ADOPTED BUDGET | 2011/12 CAO RECOMMENDED | FROM ADOPTED TO RECOMMENDED | PERCENT CHANGE |
|--|----------------------------|---------------------------------------|--|--|---------------------------|
| REVENUES | | | | | |
| Licenses, Permits & Franchise | 125,020 | 124,463 | 123,703 | (760) | (1%) |
| Revenue From Use of Money/Prop | 563,827 | 492,138 | 609,340 | 117,202 | 24% |
| Charges For Services | 145,896 | 194,211 | 161,036 | (33,175) | (17%) |
| Misc Revenue | 7,100 | 0 | 0 | 0 | 0% |
| TOTAL REVENUES | 841,843 | 810,812 | 894,079 | 83,267 | 10% |
| APPROPRIATIONS | | | | | |
| Salaries and Employee Benefits | 193,177 | 205,709 | 218,404 | 12,695 | 6% |
| Services and Supplies | 87,331 | 75,572 | 68,929 | (6,643) | (9%) |
| Other Charges | 3,473 | 2,247 | 2,989 | 742 | 33% |
| Other Financing Uses | 5,301 | 8,445 | 9,407 | 962 | 11% |
| Intra-Fund Transfers | 4,922 | 8,675 | 5,355 | (3,320) | (38%) |
| TOTAL APPROPRIATIONS | 294,203 | 300,648 | 305,084 | 4,436 | 1% |
| NET COUNTY COST | (547,640) | (510,164) | (588,995) | (78,831) | 15% |
| STAFFING | | | | | |
| Real Estate Services | 3 | 2 | 2 | 0 | 0% |

SUMMARY OF SIGNIFICANT ADJUSTMENTS

- A new lease with Superior Courts in Fairfield for 11,460 square feet of space in the Fairfield Hall of Justice results in new revenues of \$145,187, but the additional revenues are partially offset by revenue losses from an expired lease with the Mungia Family and the non-renewal of the XM Sirius lease.

SUMMARY OF POSITION CHANGES

- The FY2011/12 Requested Budget reflects no position allocation changes when compared to the FY2010/11 Adopted Budget.

**Michael J. Lango, Director of General Services 3001-General Services Special Revenue Fund
 Summary of Other Administered Budget Other General/Property Management**

FUNCTION AND RESPONSIBILITY

The General Services Special Revenue Fund accounts for the expenditure of revenues collected or contributed to the Solano County Historical Records Commission for the maintenance of historical records on loan to the Commission for indexing and public access. The General Services Special Revenue Fund is a function of the Administrative Division of the General Services Department.

| DETAIL BY REVENUE CATEGORY AND APPROPRIATION CATEGORY | 2009/10 ACTUALS | 2010/11 ADOPTED BUDGET | 2011/12 CAO RECOMMENDED | FROM ADOPTED TO RECOMMENDED | PERCENT CHANGE |
|--|----------------------------|---------------------------------------|--|--|---------------------------|
| REVENUES | | | | | |
| Revenue From Use of Money/Prop | 131 | 120 | 90 | (30) | (25%) |
| Charges For Services | 671 | 300 | 400 | 100 | 33% |
| Misc Revenue | 4,401 | 3,500 | 3,500 | 0 | 0% |
| TOTAL REVENUES | 5,203 | 3,920 | 3,990 | 70 | 2% |
| APPROPRIATIONS | | | | | |
| Services and Supplies | 3,621 | 13,457 | 11,924 | (1,533) | (11%) |
| Other Charges | 64 | 100 | 100 | 0 | 0% |
| TOTAL APPROPRIATIONS | 3,685 | 13,557 | 12,024 | (1,533) | (11%) |
| NET GAIN (LOSS) | (1,519) | 9,637 | 8,034 | (1,603) | (17%) |

SUMMARY OF SIGNIFICANT ADJUSTMENTS

- This budget reflects a contribution of \$3,500 from the Assessor/Recorder for the storage of a number of their historical records.
- In addition, an estimated FY2010/11 Fund Balance Available of \$8,034 is used as a means of financing the Requested Budget. The department requests that all fund balance available at the end of FY2010/11 be transferred to the operating budget for use by the Historical Records Commission to help defray leased space and utility costs budgeted in General Services in support of the Historical Records Commission's volunteer work for the County.

SUMMARY OF POSITION CHANGES

- There are no positions allocated to this budget.

DEPARTMENTAL PURPOSE

Fleet Management is responsible for providing comprehensive services for all vehicular equipment needs of all County Departments, multiple cities and special districts within Solano County.

FUNCTION AND RESPONSIBILITY

Fleet Management is responsible for providing the following services: monthly and daily vehicle rentals, equipment maintenance and repair, management of seven fuel sites, and acquisition and disposal of equipment. Fleet Management is a division of the General Services Department.

SIGNIFICANT CHALLENGES AND ACCOMPLISHMENTS

- Reduced mobile-source air pollution from Solano County operations through an increase in the percentage of certified low emission vehicles within the fleet from 82% to 85% (a total of 14 vehicles).
- Maintained the percentage of hybrid and electric vehicles at 5% of the light equipment fleet, or 24 vehicles.
- Increased the usage of and the number of light equipment vehicles in the fleet that are capable of operating on E85 alternative fuel from 18% to 23%, an increase of 24 vehicles, which reduces vehicle emissions and help lessens the county's dependency on foreign oil.
- Vehicle replacement reserve of \$2.8 million on July 1, 2010 is below the required reserve of \$11 million, as calculated by the Auditor-Controller's Office.
- The decline in staff ratio of 33% exceeds the decrease in vehicle ratio of 6%, resulting in high 138 vehicles per mechanic ratio. Industry standard is 80 vehicles per mechanic.

WORKLOAD INDICATORS

- Maintains and services 482 County vehicles and 91 vehicles for outside agencies.

DEPARTMENTAL BUDGET SUMMARY

The Recommended Budget for Fleet Management of \$4,845,479 represents an overall decrease of \$64,301, or 1.3%, in revenues and \$41,818, or 0.9%, in expenditures when compared to the FY2010/11 Adopted Budget.

The primary funding sources for the Fleet Management Division are:

- Vehicle rental fees of \$1,773,646, which show a reduction of \$967,583. These fees are derived from monthly charges to County departments for assigned vehicles and daily rentals from the vehicle pool. The decrease in fees are attributable to reduction in assigned vehicles as departments turn in excess or low-use vehicles and restrict their use of daily rentals from the vehicle pool.
- Revenues from sale of fuel of \$940,800, which reflect a decrease of \$294,200 from the previous fiscal year, as County departments continue to reduce their vehicle usage from reduced staffing. The revenues are generated from the resale of gasoline and diesel to County departments, including a 12% overhead charge. The decrease in sales is partially offset by savings from a volume decrease in fuel that is purchased for resale.
- A draw on Vehicle Replacement Reserves of \$631,463 to cover the costs of 33 vehicles that were initially scheduled for replacement in FY2009/10, but deferred due to reduced usage until FY2011/12. The unused funding in FY2009/10 was transferred from fund balance to Equipment Reserves at the end of FY2009/10.
- Other Charges for Services of \$1,263,389 are projected to increase by \$719,975 mainly due to higher revenues from outside agencies. These revenues are derived from charges to department for vehicle maintenance and fees charged to five outside agencies, which include the City of Dixon, City of Suisun City, City of Rio Vista, Solano Community College and Solano Superintendent of Schools, for vehicle rental and repair services. Also included are revenues received from the maintenance of the heavy equipment and vehicles assigned to Transportation Division and the Sheriff's Office.

The primary costs for the Division are:

- Salary and benefits of \$867,533, which are projected to decrease by \$122,870, or 9.5%, from the previous fiscal year due to the elimination of 1.0 FTE Facilities Services Supervisor position, and net of increases in workers compensation and

unemployment insurance rates, and the additional cost of PARS Supplemental Retirement Plan for a facilities operations supervisor.

- Maintenance equipment charges of \$607,000, which is estimated to decrease by \$193,000 due to the decrease in the number of fleet vehicles. These charges cover the costs of vehicle parts, materials, non-Fleet Management labor and vehicles.
- Purchases for resale of \$840,000, which reflect a decrease of \$160,000, due to a reduction in the amount of fuel purchase for resale to County departments. Lower vehicle use has decreased fuel requirements for vehicles.
- Equipment – Vehicles of \$1,961,297 which show an increase of \$440,338 due to the scheduled purchase of 33 additional vehicles which were delayed in FY2009/10 due to reduced utilization. The FY2011/12 vehicle replacement schedule calls for the replacement of 72 vehicles, bringing to 95 of the 482 vehicles in the fleet scheduled for purchase replacement in FY2011/12.

DEPARTMENT COMMENTS

Revenue shortfalls have resulted in County departments and contracted outside agencies reducing the number of vehicle leases and usage of fleet vehicles. Countywide budgetary constraints have had the following impacts on the Fleet Management Division:

- Total fleet size has been reduced by 31 vehicles (6%), from a high of 513 vehicles in FY2008/09 to the current 482 vehicles. The turn-in of vehicles on monthly leases has resulted in related savings in operations to departments and decreases in offsetting reimbursements for Fleet operations.
- Use of daily pool vehicle rental and miles traveled in monthly leased vehicles and department-owned vehicles have declined over the past two years. Daily rental revenues and mark-up on fuel used have had corresponding decreases as the number of vehicles and the amount of travel in many departments decreases.
- Purchase of 65 vehicles scheduled for replacement in FY2009/10 has been deferred until FY2011/12, resulting in savings of \$634,416.00. Vehicles with deferred replacements were given a reduced “overhead only” monthly rate, which equals to a \$123,828 savings to affected County departments and revenue loss to Fleet Management.
- Reduced fleet size has not resulted in reduced vehicle maintenance and repair expense as delayed vehicle replacements have resulted in some instances higher repair costs due to higher vehicle accrued mileage and the impact on vehicle systems.

The FY2011/12 Recommended Budget reflects a transfer of \$634,416.00 from the equipment replacement reserve account to purchase the 33 vehicles that were not replaced in FY2009/10.

The loss of three mechanic positions over the last two fiscal years has resulted in an increase in workload per mechanic. The current performance measure of 138 vehicles per mechanic is above the industry standard of 80 vehicles per mechanic. This increase in workload has resulted in longer shop time for vehicle maintenance/repair and slower field response time for service/repair of heavy equipment from the Transportation Division and the Sheriff's Office.

In addition to the mechanics, the Division also reduced its supervising staff by one of two Fleet Services Supervisor positions through the PARS Supplemental Retirement Plan. There is no scheduled replacement for this position. With Fleet maintenance operations split over two facilities, the Division is considering options for modifying service delivery that includes consolidation of the two maintenance facilities and/or redeployment of remaining supervisory staff.

| DETAIL BY REVENUE CATEGORY AND APPROPRIATION CATEGORY | 2009/10 ACTUALS | 2010/11 ADOPTED BUDGET | 2011/12 CAO RECOMMENDED | FROM ADOPTED TO RECOMMENDED | PERCENT CHANGE |
|--|----------------------------|---------------------------------------|--|--|---------------------------|
| REVENUES | | | | | |
| Revenue From Use of Money/Prop | 24,098 | 21,000 | 20,000 | (1,000) | (5%) |
| Charges For Services | 3,840,925 | 4,519,643 | 3,977,835 | (541,808) | (12%) |
| Misc Revenue | 29,547 | 256,913 | 108,913 | (148,000) | (58%) |
| Other Financing Sources | 200,105 | 112,224 | 107,268 | (4,956) | (4%) |
| From Reserve | 0 | 0 | 631,463 | 631,463 | 0% |
| TOTAL REVENUES | 4,094,676 | 4,909,780 | 4,845,479 | (64,301) | (1%) |
| APPROPRIATIONS | | | | | |
| Salaries and Employee Benefits | 1,022,929 | 958,246 | 867,533 | (90,713) | (9%) |
| Services and Supplies | 1,603,293 | 2,094,730 | 1,719,165 | (375,565) | (18%) |
| Other Charges | 253,622 | 273,897 | 260,391 | (13,506) | (5%) |
| F/A Equipment | 520,145 | 1,520,959 | 1,961,297 | 440,338 | 29% |
| Other Financing Uses | 27,584 | 39,465 | 37,093 | (2,372) | (6%) |
| TOTAL APPROPRIATIONS | 3,427,572 | 4,887,297 | 4,845,479 | (41,818) | (1%) |
| NET GAIN(LOSS) | 667,103 | 22,483 | 0 | (22,483) | (100%) |
| STAFFING | | | | | |
| Fleet Management | 12 | 9 | 8 | (1) | (11%) |

SUMMARY OF SIGNIFICANT ADJUSTMENTS

Fiscal constraints imposed by diminished fiscal resources have resulted in the voluntary turn-in of assigned vehicles and deliberate reduction in vehicle use by County departments. As departments reduce their workforce, their need for vehicles is reduced, resulting in the surrender of excess vehicles for surplus or redeployment. More prudent use of assigned vehicles and vehicles from the rental pool has also reduced the number of vehicle miles driven, resulting in lower fuel charges and decrease in maintenance costs, and corresponding reductions in the Division's number of allocated positions.

SUMMARY OF POSITION CHANGES

Reductions in the department's position allocations are provided below:

In April 2011, the following position was deleted as a result of the PARS SRP:

- 1.0 FTE Fleet Services Supervisor

PENDING ISSUES AND POLICY CONSIDERATIONS

None.

SUMMARY OF SIGNIFICANT ADJUSTMENTS

Fiscal constraints imposed by diminished fiscal resources have resulted in the voluntary turn-in of assigned vehicles and deliberate reduction in vehicle use by County departments. As departments reduce their workforce, their need for vehicles is reduced, resulting in the surrender of excess vehicles for surplus or redeployment. More prudent use of assigned vehicles and vehicles from the rental pool has also reduced the number of vehicle miles driven, resulting in lower fuel charges and decrease in maintenance costs, and corresponding reductions in the Division's number of allocated positions.

FUNCTION AND RESPONSIBILITY

Reprographics provides quick copy services, bindery services, collating and stapling services to County departments. Costs are recovered through charges to user departments. Reprographics is a function of the Central Services Division of the General Services Department.

| DETAIL BY REVENUE CATEGORY AND APPROPRIATION CATEGORY | 2009/10 ACTUALS | 2010/11 ADOPTED BUDGET | 2011/12 CAO RECOMMENDED | FROM ADOPTED TO RECOMMENDED | PERCENT CHANGE |
|---|--------------------|------------------------------|-------------------------------|-----------------------------------|-------------------|
| REVENUES | | | | | |
| Revenue From Use of Money/Prop | 649 | 0 | 0 | 0 | 0% |
| Charges For Services | 378,355 | 361,241 | 381,240 | 19,999 | 6% |
| Misc Revenue | 0 | 0 | 1,500 | 1,500 | 0% |
| TOTAL REVENUES | 379,004 | 361,241 | 382,740 | 21,499 | 6% |
| APPROPRIATIONS | | | | | |
| Salaries and Employee Benefits | 253,437 | 184,601 | 82,811 | (101,790) | (55%) |
| Services and Supplies | 168,248 | 116,771 | 139,263 | 22,492 | 19% |
| Other Charges | 77,586 | 53,490 | 181,165 | 127,675 | 239% |
| Other Financing Uses | 6,736 | 5,996 | 3,194 | (2,802) | (47%) |
| TOTAL APPROPRIATIONS | 506,007 | 360,858 | 406,433 | 45,575 | 13% |
| NET GAIN(LOSS) | (127,003) | 383 | (23,693) | (24,076) | (6286%) |
| STAFFING | | | | | |
| Reprographics | 4.5 | 2.5 | 0.0 | (3) | (100%) |

SUMMARY OF SIGNIFICANT ADJUSTMENTS

- The Requested Budget for FY2011/12 includes an increase in revenue of approximately \$20,000 due to a modest rate increase. The demand for service in Reprographics has been steadily decreasing over the past five years
- On April 12, 2011, the Board of Supervisors approved in concept a reorganization plan for the Department of General Services that includes the elimination of reprographics as a County function. The elimination of the reprographics function will result in the elimination of 1.0 FTE Duplicating Equipment Operator position and the lay-off of the incumbent. The implementation timeline of the reorganization plan will be considered by the Board prior to the budget hearings as a separate report.

SUMMARY OF POSITION CHANGES

The Recommended Budget includes the following change in position:

- Delete 1.0 FTE Duplicating Equipment Operator

DEPARTMENTAL PURPOSE

The General Services Department is responsible for providing a safe, convenient, well-maintained airport facility for general aviation and business aviation use.

FUNCTION AND RESPONSIBILITY

The Nut Tree Airport facility located in Vacaville serves both businesses and residents of Solano County and the surrounding region by providing a safe, secure airport, which includes a runway, taxiways, tie down area, helicopter parking, County-owned hangars, ground lease space for privately-owned hangars, and office space for airport tenants, businesses and events. The Airport also leases space to a private business serving as Fixed Base Operators (FBO) for the supply of aviation gas and jet fuel to airport users. The Airport Manager is responsible for securing Federal Aviation Administration (FAA) grant funds and implementing capital projects funded primarily by grants at the Airport. County staff maintains the airport facility.

SIGNIFICANT CHALLENGES AND ACCOMPLISHMENTS

- Hosted an Air Fair in October 2010 at the Airport, together with the Travis Air Museum, to provide the general public with the opportunity to visit a local airport and to observe flybys by military, war-bird, experimental and antique aircraft and P-51 Mustang airplanes.
- Obtained approval for a Trademark License Agreement with Vacaville Redevelopment Agency for use of the historical Nut Tree logo at the Airport.
- Obtained a loan from the County General Fund in the amount of \$862,617 to finance a prior year budget deficit, unanticipated expenses in FY2010/11, the cost of the land exchange for the Buzz Oates property, to partially finance the removal of trees on Airport property, and to finance a portion of Phase II of the Nut Tree Airport 2011 Master Plan.
- Obtained an additional loan commitment of \$530,000 from the County General Fund for FY2011/12 to pay for the completion of the Airport Master Plan and an Environmental Impact Report.
- Received final reimbursement from the FAA for the acquisition cost of 26.8 acres of real property purchased in 2008.

WORKLOAD INDICATORS

- Manage the leasing of 67 County-owned hangars.
- Administer 16 corporate ground leases, 23 private ground leases, and an average of 40 airplane tie downs.

DEPARTMENTAL BUDGET SUMMARY

The Recommended Budget for the Airport of \$1,368,666 represents an overall increase of \$227,774, or 19.6%, in revenues and a decrease of \$327,033, or 19.3%, in expenditures when compared to FY2010/11 Adopted Budget. Fund Balance is projected to increase by \$21,626.

Exclusive of Long-Term Debt Proceeds approved for FY2011/12 project needs, the primary funding sources for the Nut Tree Airport are:

- Revenue from leases and rentals of \$448,440, which are projected with a small increase of \$15,120 from the previous fiscal year. These revenues cover receipts from ground leases, hangar and office rentals, building rentals and other leases, such as cell tower rentals.
- Property tax revenues of \$233,591, which show an increase of \$2,642 when compared to the previous year's Adopted Budget. However, comparison with actual property tax revenues received in the current fiscal year reflects a decrease of 3%.
- Charges for services of \$119,400, which are estimated to be \$40,710 less than the previous fiscal year mainly due to a reduction of \$16,350 in flowage fees paid by the Fixed Based Operator on the amount of fuel delivered at the Airport and the loss of fees from a percentage of revenues received from a helicopter repair company that is moving out of the Airport.

The primary costs for the Airport are:

- Salary and benefits of \$312,462 which are lower by \$93,182 from the previous fiscal year as a result of the reduction/transfer of a Facilities Operations Supervisor position. The savings are net of increases in workers compensation

and unemployment insurance rates and the addition of appropriations for overtime to cover periodic requirements that may result from the position elimination.

- Other professional services of \$530,000; there was no amount budgeted for this line item in FY2010/11. These appropriations cover the costs of two contracts: \$355,000 to complete Phase II of the Airport Master Plan and \$175,000 to conduct the Environmental Impact Report for the Master Plan.
- Countywide Administration Overhead of \$218,891, which shows a reduction of \$192,385, due to a decrease in allocable costs by central services departments.

DEPARTMENT COMMENTS

The Recommended Budget includes the transfer of 1.0 FTE Facilities Operations Supervisor position from the Airport to the Facilities Maintenance Division to mitigate a projected operating deficit in FY2011/12 and to re-align staffing resources with changes to the Airport’s operations. In May 2009, the County executed a Fixed Base Operator (FBO) lease and concession agreement for Mountain West Aviation – VCB, LLC to provide operation and maintenance of the existing fuel facility at the Airport. This agreement eliminated the need to have an Airport staff available seven days a week to provide fueling service to aircrafts at the Airport. While the need for limited maintenance at the Airport remains, this can be performed by one full time maintenance worker, with supplemental assistance to meet peak and seasonal requirements.

The Facilities Maintenance Division provides facilities maintenance for all County facilities, including the Airport. Due to budgetary reductions, the Division has lost positions at the same time that new County buildings are being placed in service. The transfer of the position from the Airport will provide the Facilities Maintenance Division with additional capacity for building maintenance and operations. It will also provide maintenance support for peak and seasonal needs at the Airport, as required.

| DETAIL BY REVENUE CATEGORY AND APPROPRIATION CATEGORY | 2009/10 ACTUALS | 2010/11 ADOPTED BUDGET | 2011/12 CAO RECOMMENDED | FROM ADOPTED TO RECOMMENDED | PERCENT CHANGE |
|--|----------------------------|---------------------------------------|--|--|---------------------------|
| REVENUES | | | | | |
| Taxes | 246,828 | 230,949 | 233,591 | 2,642 | 1% |
| Revenue From Use of Money/Prop | 435,249 | 433,320 | 448,440 | 15,120 | 3% |
| Intergovernmental Rev State | 34,008 | 3,955 | 3,970 | 15 | 0% |
| Intergovernmental Rev Federal | 181,614 | 278,900 | 0 | (278,900) | (100%) |
| Intergovernmental Rev Other | 46,849 | 45,379 | 45,391 | 12 | 0% |
| Charges For Services | 869,044 | 160,110 | 119,400 | (40,710) | (25%) |
| Misc Revenue | 24,301 | 9,905 | 9,500 | (405) | (4%) |
| Other Financing Sources | 143,070 | 0 | 530,000 | 530,000 | 0% |
| TOTAL REVENUES | 1,980,963 | 1,162,518 | 1,390,292 | 227,774 | 20% |
| APPROPRIATIONS | | | | | |
| Salaries and Employee Benefits | 400,106 | 405,644 | 309,621 | (96,023) | (24%) |
| Services and Supplies | 1,193,634 | 212,081 | 790,581 | 578,500 | 273% |
| Other Charges | 425,141 | 486,612 | 252,302 | (234,310) | (48%) |
| F/A Bldgs and Imprmts | 58,005 | 0 | 0 | 0 | 0% |
| Other Financing Uses | 71,056 | 58,181 | 13,321 | (44,860) | (77%) |
| TOTAL APPROPRIATIONS | 2,147,942 | 1,162,518 | 1,365,825 | 203,307 | 17% |
| NET GAIN(LOSS) | (166,978) | 0 | 24,467 | 24,467 | 0% |

SUMMARY OF SIGNIFICANT ADJUSTMENTS

- The FY2011/12 Requested Budget includes an increase of \$578,500 in Services & Supplies primarily to cover the cost of funding the completion of the Nut Tree Airport Master Plan-Phase II and the associated Environmental Impact Report.
- Countywide Administrative Overhead Charges have decreased by \$191,537 from the prior fiscal year and Operating Transfers Out to the special revenue fund decreased by \$41,138 due to the payoff of the 15-year State loan for the construction of hangars.
- Intergovernmental Revenues reflect no funding (a decrease of \$278,900) from the FAA for projects. Individual projects that

are later approved for funding by the FAA will be presented to the Board under separate cover. Revenues also reflect an increase of \$530,000 in loan proceeds from the General Fund to finance the completion of the Master Plan-Phase II.

SUMMARY OF POSITION CHANGES

The Recommended Budget recommends the following changes:

- Reduce/transfer 1.0 FTE Facilities Operations Supervisor (transferred to Facilities Maintenance Division (budget unit 1651))

PENDING ISSUES AND POLICY CONSIDERATIONS

Each year, the FAA accepts grant applications to fund projects included in the Airport Capital Improvement Plan (ACIP). The applications are reviewed by the FAA with key importance being placed on improving the safety and viability of the Airport. Through this process, the FAA establishes and prioritizes the projects which will receive federal funding. The following six grant applications totaling \$16,729,505 were requested for federal FY2011:

- West Side Land Acquisition - \$9,405,263
- Northeast Taxi-lanes and Development (Phase I) - \$315,789
- Runway Rehabilitation and Lighting - \$526,316
- Perimeter Fencing - \$366,421
- Land Acquisition/Easement for Approaches - \$3,204,455
- Southeast Apron and Helicopter Parking - \$2,909,261

Due to limited funding available during each federal fiscal year cycle, only a certain number of grant applications are approved for funding each year. Applications that are not funded in this cycle will be re-submitted for funding in the next cycle.

FUNCTION AND RESPONSIBILITY

This budget is used to record payments for State loans secured for the construction of Airport facilities. Financing to repay the loans is transferred from the Airport budget to this budget unit.

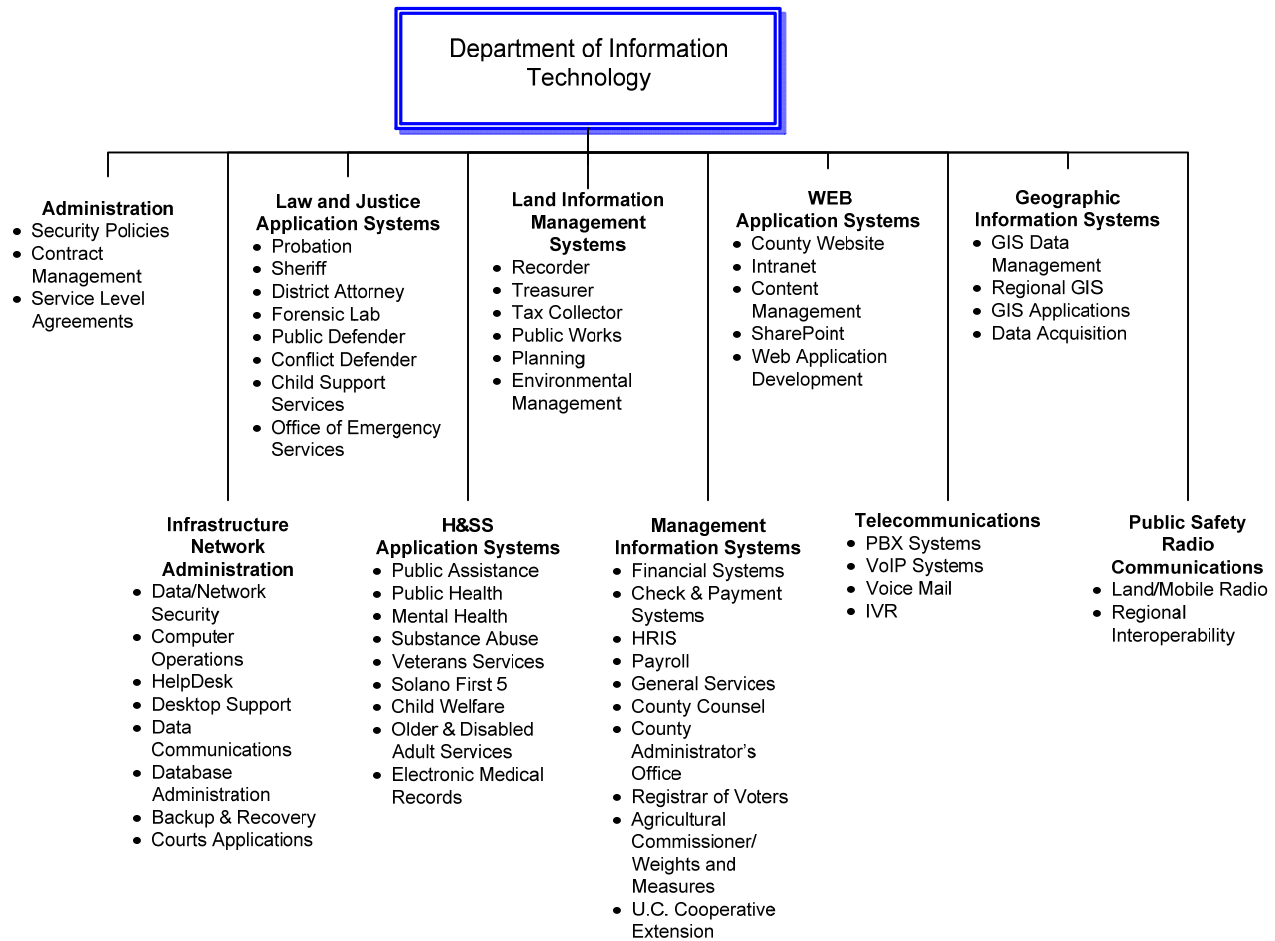
| DETAIL BY REVENUE CATEGORY AND APPROPRIATION CATEGORY | 2009/10 ACTUALS | 2010/11 ADOPTED BUDGET | 2011/12 CAO RECOMMENDED | FROM ADOPTED TO RECOMMENDED | PERCENT CHANGE |
|--|----------------------------|---------------------------------------|--|--|---------------------------|
| REVENUES | | | | | |
| Revenue From Use of Money/Prop | 324 | 0 | 0 | 0 | 0% |
| Other Financing Sources | 59,998 | 41,138 | 0 | (41,138) | (100%) |
| TOTAL REVENUES | 60,323 | 41,138 | 0 | (41,138) | (100%) |
| APPROPRIATIONS | | | | | |
| Other Charges | 59,998 | 41,138 | 0 | (41,138) | (100%) |
| Other Financing Uses | 143,070 | 0 | 0 | 0 | 0% |
| TOTAL APPROPRIATIONS | 203,069 | 41,138 | 0 | (41,138) | (100%) |
| NET GAIN(LOSS) | (142,746) | 0 | 0 | 0 | 0% |

SUMMARY OF SIGNIFICANT ADJUSTMENTS

The 15-year loan for the construction of aircraft hangars (SOL-6-02-L-10) was paid off in FY2010/11. Currently, there are no other State loans for the Airport. Therefore, there is no Requested Budget for Special Aviation in FY2011/12.

SUMMARY OF POSITION CHANGES

There are no positions associated with this budget.



DEPARTMENTAL PURPOSE

The Department of Information Technology (DoIT) develops, implements and supports computing and communications technologies and provides related technical services in support of the County's business processes. DoIT supports all County departments in automating and improving the delivery of programs and services to the public.

| Budget Summary: | |
|--|------------|
| FY2010/11 Third Quarter Projection: | 18,540,349 |
| FY2011/12 Recommended: | 18,952,365 |
| County General Fund Contribution: | 0 |
| Percent County General Fund Supported: | 0.0% |
| Total Employees (FTEs): | 42 |

FUNCTION AND RESPONSIBILITIES

DoIT is responsible for providing information technology and communications infrastructure and software application development and support services to all County departments. It carries out this responsibility through ten divisions. Six divisions, organized by business area, provide application development and management services to departments. Three divisions provide infrastructure support for all computing technologies, telecommunications, and public safety radio communications. The Department also includes one administrative division responsible for fiscal activities, security and operational policies and project coordination.

SIGNIFICANT CHALLENGES AND ACCOMPLISHMENTS

DoIT has been addressing the cost of the County's information technology budget since 2004 through consolidation, implementation of virtualization technologies and staff reductions. Staff total, including ACS contractor staff was 115 FTEs in 2004. With the reductions taken in FY2010/11, the DoIT available workforce is now down to 86.5 FTEs (42 County and 44.5 ACS contractors) or a total reduction of almost 25%. This comes at a time when the County is in need of automation to carry out mandated activities with shrinking budgets and lower levels of staffing. However, DoIT, with the support of its business partners in departments throughout the County, has been able to make significant progress in improving the technology tools and capabilities available to County users and in the automation of business processes.

Business Process Automation and Workflow

- Automated the County's Personnel Action Form (PAF) to reduce paper and labor intensive manual processes, improve timeliness and improve management controls.
- Upgraded the PayBase applications to provide enhancements for check fraud avoidance, improve bank reconciliation, and improve printing, especially H&SS client checks, in the remote service locations.
- Automate the "Procure to Pay" business process starting with the Sheriff's purchasing process to create purchase orders and automatically forward them for approval using workflow. This also tracked the purchase order (PO) approval process and significantly reduced the PO cycle time by streamlining the approval process flow.
- Continued to deploy and maintain a total of 60 Documentum-based imaging applications to significantly reduce paper storage requirements and minimize search and retrieval of documents in various departments.

New System Development and Implementation

- Created a web-based application, eRoster, used by precincts during elections to electronically verify voter registration and if authorized to vote in the precinct, making the process more efficient and reducing election worker errors.
- Created a web-based application for Solano Grown, a partnership of Solano County farmers and ranchers who produce and market agricultural products grown in Solano County. The site provides better exposure to County producers in their marketing efforts.
- Co-manage with H&SS the acquisition and began implementation of Electronic Health Record (EHR) Systems for H&SS Public Health Family Health Services, Public Health Nursing, and Mental Health. These systems support the County's goal to use automation to provide better services to County residents and increase worker productivity. The systems will also make the County compliant with Federal mandates for electronic health records.
- Managed development of a Health Information Exchange (HIE) system to enable H&SS to easily exchange health data between different systems. This will be created as part of a consortium of public and private entities involved with health systems in Northern California and will help improve the ability of H&SS to provide health services and provide more information for client case management.
- Completed a full business cycle on the new Solano County Integrated Property System (SCIPS). Property Systems Division successfully completed the migration of SCIPS in February 2010. This new system significantly modernizes the end-user experience through the use of current state of the art development tools. Over the first full year in operation, IT staff closed 82% of the 540 reported issues since going live.
- Implemented processes and software to automate and integrate the Assessor map update process to provide direct updates to the GIS parcel fabric.
- Began implementation of the Intellitime system to improve payroll processing controls, improve productivity, enable time-study enhancements and assist in the scheduling of staff resources.
- Infrastructure Improvements include:
 - Modernized the e-mail infrastructure by implementing new versions of Exchange 2010 and BlackBerry Enterprise Server.
 - Implemented enterprise fax services.

- Improved e-mail and media encryption services were implemented to greatly enhance the security of sensitive, personal information.
- Completed the data network and telecommunications build-out for the Twin Campus Project.
- Plan, design and implement the data network and telecommunications for the William J. Carroll Government Center, Claybank Security Upgrade, and Claybank AB 900 projects.
- Implemented the infrastructure to support the medical records projects in H&SS and the document imaging project for Employment and Eligibility Services.

WORKLOAD INDICATORS

- During the period of March 1, 2010 to February 22, 2011, there were nine Priority 1 Incidents, 23 Priority 2 Incidents, 1,007 Priority 3 Incidents, and 7,040 Priority 4 Incidents reported to the Helpdesk and resolved within published service level targets.
- 290 servers, of which 185 are physical and 105 are virtual, and over 100 terabytes were maintained in operation and exceeded the 99.9% system availability service level threshold.
- Over 4,000 computers, 4,000 telephones, 1,500 printers, and 650 network devices are supported across 32 wide-area network locations.

Ira Rosenthal, Chief Information Officer
Functional Area Summary

1870-Department of Information Technology
Other General

| DETAIL BY REVENUE AND APPROPRIATION FUNCTIONAL AREA | 2009/10 ACTUALS | 2010/11 ADOPTED BUDGET | 2011/12 CAO RECOMMENDED | FROM ADOPTED TO RECOMMENDED | PERCENT CHANGE |
|--|------------------------|-------------------------------|--------------------------------|------------------------------------|-----------------------|
| REVENUES | | | | | |
| Administration | 849,538 | 763,615 | 760,627 | (2,988) | (0%) |
| Infrastructure | 8,879,095 | 7,806,988 | 7,969,765 | 162,777 | 2% |
| Law & Justice Application Systems | 656,805 | 642,378 | 628,710 | (13,668) | (2%) |
| H&SS Application Systems | 1,096,186 | 1,252,106 | 1,256,068 | 3,962 | 0% |
| Management Information Systems | 1,547,349 | 2,303,361 | 2,291,876 | (11,485) | (0%) |
| Land Information Management Systems | 1,280,231 | 2,410,853 | 2,403,597 | (7,256) | (0%) |
| WEB Application Systems | 734,046 | 680,640 | 682,660 | 2,020 | 0% |
| Geographic Information Systems | 822,844 | 1,006,249 | 1,073,884 | 67,635 | 7% |
| Telecommunications | 338,925 | 2,226,886 | 2,446,629 | 219,743 | 10% |
| Public Safety Radio Communications | 0 | 353,549 | 454,703 | 101,154 | 29% |
| TOTAL REVENUES | 16,205,019 | 19,446,625 | 19,968,519 | 521,894 | 3% |
| APPROPRIATIONS | | | | | |
| Administration | 853,259 | 759,079 | 756,793 | (2,286) | (0%) |
| Infrastructure | 8,530,296 | 8,407,537 | 8,211,171 | (196,366) | (2%) |
| Law & Justice Application Systems | 654,816 | 638,521 | 627,904 | (10,617) | (2%) |
| H&SS Application Systems | 1,142,993 | 1,244,722 | 1,244,929 | 207 | 0% |
| Management Information Systems | 1,441,715 | 2,296,557 | 2,005,616 | (290,941) | (13%) |
| Land Information Management Systems | 1,574,244 | 2,402,717 | 1,581,633 | (821,084) | (34%) |
| WEB Application Systems | 631,007 | 676,830 | 682,912 | 6,082 | 1% |
| Geographic Information Systems | 731,865 | 1,005,219 | 1,073,203 | 67,984 | 7% |
| Telecommunications | 18,195 | 2,079,484 | 2,319,068 | 239,584 | 12% |
| Public Safety Radio Communications | 0 | 524,960 | 449,136 | (75,824) | (14%) |
| TOTAL APPROPRIATIONS | 15,578,390 | 20,035,626 | 18,952,365 | (1,083,261) | (5%) |
| NET GAIN (LOSS) | | | | | |
| Administration | 3,721 | (4,536) | (3,834) | 702 | (15%) |
| Infrastructure | (348,799) | 600,549 | 241,406 | (359,143) | (60%) |
| Law & Justice Application Systems | (1,989) | (3,857) | (806) | 3,051 | (79%) |
| H&SS Application Systems | 46,807 | (7,384) | (11,139) | (3,755) | 51% |
| Management Information Systems | (105,634) | (6,804) | (286,260) | (279,456) | 4107% |
| Land Information Management Systems | 294,013 | (8,136) | (821,964) | (813,828) | 10003% |
| WEB Application Systems | (103,039) | (3,810) | 252 | 4,062 | (107%) |
| Geographic Information Systems | (90,979) | (1,030) | (681) | 349 | (34%) |
| Telecommunications | (320,730) | (147,402) | (127,561) | 19,841 | (13%) |
| Public Safety Radio Communications | 0 | 171,411 | (5,567) | (176,978) | (103%) |
| TOTAL NET GAIN (LOSS) | (626,629) | 589,001 | (1,016,154) | (1,605,155) | (273%) |
| STAFFING | | | | | |
| Administration | 7 | 5 | 5 | 0 | 0% |
| Infrastructure | 0 | 0 | 0 | 0 | 0% |
| Law & Justice Application Systems | 5 | 4 | 4 | 0 | 0% |
| H&SS Application Systems | 10 | 10 | 10 | 0 | 0% |
| Management Information Systems | 7 | 7 | 5 | (2) | (29%) |
| Land Information Management Systems | 9 | 9 | 9 | 0 | 0% |
| WEB Application Systems | 5 | 4 | 4 | 0 | 0% |
| Geographic Information Systems | 1 | 1 | 1 | 0 | 0% |
| Telecommunications | 0 * | 3 * | 2 | (1) | (33%) |
| Public Safety Radio Communications | 0 * | 2 * | 2 | 0 | 0% |
| TOTAL STAFFING | 44 | 45 | 42 | (3) | (7%) |

* Communications was consolidated with DoIT in FY2010/11.

DEPARTMENTAL BUDGET SUMMARY

The Recommended Budget of \$18,952,365 for DoIT reflects an increase of \$521,894 or 2.7% in revenues and a decrease of \$1,083,261 or 5.4% in expenditures when compared to the FY2010/11 Adopted Budget. As a net result, the projected increase in the ending Fund Balance is \$1,016,154.

The Department is an Internal Service Fund and as such, its only funding source is through charge back rates for services to all departments. Due to countywide budget constraints, DoIT has reduced staff, minimized infrastructure investments and software upgrades, focused support on maintenance of current systems and their upgrades, enhancements or replacements, and limited development of new systems to those that enhance County users' capabilities with limited increases or actual decreases in support or production costs.

The increase in revenues is primarily the result of Voice Over Internet Protocol (VoIP) expansion charges and Pictometry aerial photography service charges to other agencies. Pictometry is used by the Assessor's Office, Agricultural Commissioner's Office and outside agencies.

The primary cost centers include Infrastructure, Law and Justice Application Systems, Health and Social Services Applications Systems, Administration, Management Information Systems, Land Information Management Systems, Web Applications, Geographic Information Systems, Telecommunications, and Public Safety Radio Communications.

Infrastructure consists of \$4,373,643 in contract staffing (ACS), \$431,540 in County cost allocations for Administrative Overhead, Building Use, and Insurances, with \$3,405,988 for software licenses, hardware, and communications services. Infrastructure functions include Network Administration, Data Communications, Network Security, Computer Operations, Help Desk, Desktop Support, Database and Operating Systems Administration, Data Storage Management, Backup and Recovery, and Application Software for Solano Superior Court.

Major maintenance contracts for Infrastructure include \$262,000 for Microsoft Office Software, \$100,000 for PGP Encryption software and \$214,000 for Oracle database software. New fixed assets purchases required to refresh equipment include replacement of network devices and servers of \$505,000, and increased Storage Area Network devices of \$105,000. Software includes \$115,000 in Microsoft software tools to manage and administer the network.

Other cost centers are Applications Services, which provide software application development and management, contract management, project management, support for production processes, implementations of software patches and upgrades, business systems processes improvement, and public access to information and services. These cost centers are Law and Justice Support, H&SS Support, Administration, MIS, Land Information (SCIPS), Web, and GIS. They consist of \$5,147,494 for staffing, \$470,804 in Contractor (ACS) cost, \$454,568 in County cost allocations for Countywide Administrative Overhead, Building Use, Insurances, and \$2,127,800 for hardware, software and other third party services. In addition, the SCIPS migration project loan repayment is \$818,090 in revenue for DoIT.

Major contracts within the Applications Services cost centers include \$500,000 for a required PeopleSoft upgrade as the current version is at end-of-life, \$100,000 for an IFAS upgrade, \$252,800 for PeopleSoft maintenance, \$115,000 for IFAS maintenance, \$100,000 for SCIPS hardware upgrade (IBM), and \$210,000 for Pictometry (aerial photograph mapping).

Communications cost centers are Telecommunications and Public Safety Radio Communications, which provide telecommunications installation, programming, and support for phone systems, voice mail, and interactive voice response systems. These cost centers also provide engineering, installation, programming, and support of the public safety radio system. They consist of \$512,784 in staffing, \$116,833 in County Countywide Administrative Overhead, Building Use, and Insurances, \$137,240 for an ACS VOIP engineer, \$54,740 for Radio sub-contractors, \$1,618,420 as pass-through telephone usage, voicemail and other charges, and \$328,187 for hardware, software and vendor services.

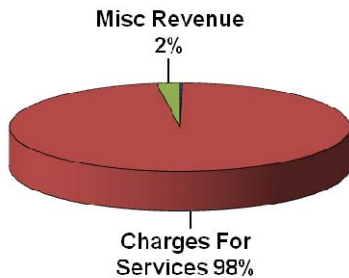
Major contracts within the communications cost centers include \$100,000 for cabling, \$918,360 to AT&T for phone usage, \$209,635 for Cisco call manager software, and \$371,712 for Cisco phones.

Overall, the \$1,083,261 reduction in expenditures is primarily the result of a \$190,394 decrease in Salaries and Benefits resulting from reductions in staffing; \$248,405 increase in Services and Supplies primarily the result of increases in software including maintenance and support and VoIP equipment for the H&SS expansion project; \$722,794 decrease in long-term notes payable for the SCIPs migration project as this is now included in data processing charges; and \$406,715 decrease in County Administrative Overhead.

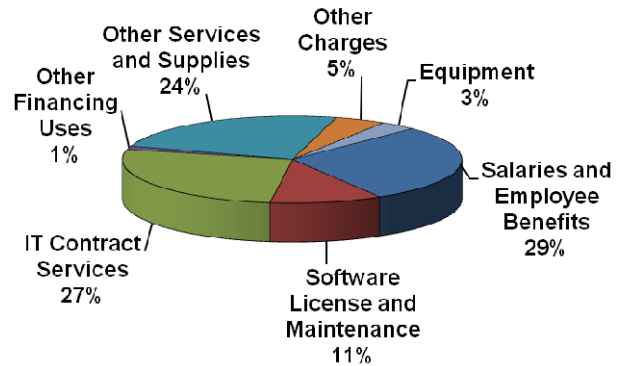
DEPARTMENT COMMENTS

In an effort to contribute to reducing the County structural deficit, DoIT accepted two employee PARS Supplementary retirements. The Department has restructured management and staff workloads and re-assigned applications and systems to continue to support all technology requirements in the County. However, workload increases due to reduced staff will cause delays in hardware, software, and system maintenance and repairs, and may lead to cancelled or delayed projects, and limit overall technology advances and improvements.

SOURCE OF FUNDS



USE OF FUNDS



| DETAIL BY REVENUE CATEGORY AND APPROPRIATION CATEGORY | 2009/10 ACTUALS | 2010/11 ADOPTED BUDGET | 2011/12 CAO RECOMMENDED | FROM ADOPTED TO RECOMMENDED | PERCENT CHANGE |
|---|--------------------|------------------------------|-------------------------------|-----------------------------------|-------------------|
| REVENUES | | | | | |
| Revenue From Use of Money/Prop | 159,931 | 51,000 | 39,200 | (11,800) | (23%) |
| Charges For Services | 16,751,903 | 19,327,625 | 19,492,607 | 164,982 | 1% |
| Misc Revenue | 359,999 | 68,000 | 436,712 | 368,712 | 542% |
| Other Financing Sources | 45,155 | 0 | 0 | 0 | 0% |
| Residual Equity Transfers | 338,925 | 0 | 0 | 0 | 0% |
| TOTAL REVENUES | 17,655,912 | 19,446,625 | 19,968,519 | 521,894 | 3% |
| APPROPRIATIONS | | | | | |
| Salaries and Employee Benefits | 4,993,709 | 5,608,743 | 5,418,349 | (190,394) | (3%) |
| Services and Supplies | 9,435,437 | 11,273,270 | 11,521,675 | 248,405 | 2% |
| Other Charges | 1,285,204 | 2,043,114 | 910,777 | (1,132,337) | (55%) |
| F/A Bldgs and Imprmts | 6,781 | 0 | 0 | 0 | 0% |
| F/A Equipment | 536,421 | 822,200 | 650,000 | (172,200) | (21%) |
| F/A - INTANGIBLES | 94,261 | 47,296 | 209,635 | 162,339 | 343% |
| Other Financing Uses | 143,345 | 241,003 | 241,929 | 926 | 0% |
| TOTAL APPROPRIATIONS | 16,495,158 | 20,035,626 | 18,952,365 | (1,083,261) | (5%) |
| NET GAIN(LOSS) | 1,160,755 | (589,001) | 1,016,154 | 1,605,155 | (273%) |

SUMMARY OF SIGNIFICANT ADJUSTMENTS

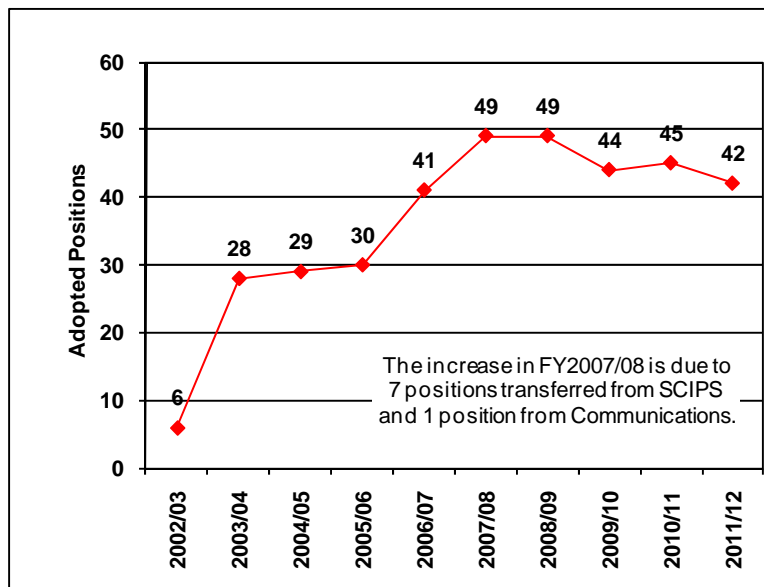
Significant adjustments include expenditure decreases of \$190,394 in Salaries and Benefits due to reductions in staffing, \$128,587 in consulting and contracting services, \$247,958 in data processing services provided by ACS, and \$406,715 in Countywide Administrative Overhead.

SUMMARY OF POSITION CHANGES

Reductions in the department's position allocations are provided below.

- In April 2011, the following positions in the Management Information System Division were deleted as a result of PARS Supplementary retirements:
 - 1.0 FTE Systems and Programming Manager
 - 1.0 FTE Senior Systems Analyst Position
- The following position is recommended for deletion on July 1, 2011:
 - 1.0 FTE vacant Communications Supervisor position in the Telephone Services Division is recommended for deletion. This position became vacant in December 2010 due to a retirement and duties have been re-assigned to existing staff.

STAFFING TREND



PENDING ISSUES AND POLICY CONSIDERATIONS

Federal Regulation – OMB circular A87 requires that capital assets be charged back to user departments based on the depreciation rather than on a cash basis when the expense is actually incurred. The implementation of GASB 51, *Accounting and Financial Reporting for Intangible Assets*, requires that intangibles such as software (both purchased and internally developed) should be classified as capital asset if it meets the threshold criteria. Since only the depreciation portion of the capital assets are recoverable from the user departments in a given year, this puts a significant burden on the Department's cash flow and may lead the Department to seek loans from the Treasury to act as working capital. Interest charges for these internal loans will, in turn, increase the cost to be recovered from the user departments.

| DETAIL BY REVENUE AND APPROPRIATION OTHER ADMINISTERED BUDGETS | 2009/10 ACTUALS | 2010/11 ADOPTED BUDGET | 2011/12 CAO RECOMMENDED | FROM ADOPTED TO RECOMMENDED | PERCENT CHANGE |
|--|--------------------|------------------------------|-------------------------------|-----------------------------------|-------------------|
| REVENUES | | | | | |
| 1600-Communications | 1,804,898 | 0 | 0 | 0 | 0% |
| APPROPRIATIONS | | | | | |
| 1600-Communications | 2,467,684 | 0 | 0 | 0 | 0% |
| NET GAIN (LOSS) | | | | | |
| 1600-Communications | 662,786 | 0 | 0 | 0 | 0% |

The Department's respective 'other' budget units follow.

DEPARTMENTAL PURPOSE

The Communications budget has been moved under the Department of Information Technology. The budget is now a Division of the Department of Information Technology.

DEPARTMENT BUDGET SUMMARY

Communications was incorporated as a division of the Department of Information Technology (budget unit 1870) in FY2010/11.

| DETAIL BY REVENUE CATEGORY AND APPROPRIATION CATEGORY | 2009/10 ACTUALS | 2010/11 ADOPTED BUDGET | 2011/12 CAO RECOMMENDED | FROM ADOPTED TO RECOMMENDED | PERCENT CHANGE |
|--|----------------------------|---------------------------------------|--|--|---------------------------|
| REVENUES | | | | | |
| Revenue From Use of Money/Prop | 40,307 | 0 | 0 | 0 | 0% |
| Charges For Services | 1,715,641 | 0 | 0 | 0 | 0% |
| Misc Revenue | 48,949 | 0 | 0 | 0 | 0% |
| TOTAL REVENUES | 1,804,897 | 0 | 0 | 0 | 0% |
| APPROPRIATIONS | | | | | |
| Salaries and Employee Benefits | 693,443 | 0 | 0 | 0 | 0% |
| Services and Supplies | 1,243,180 | 0 | 0 | 0 | 0% |
| Other Charges | 63,777 | 0 | 0 | 0 | 0% |
| F/A Equipment | 13,265 | 0 | 0 | 0 | 0% |
| Other Financing Uses | 36,850 | 0 | 0 | 0 | 0% |
| Residual Equity Transfers | 338,925 | 0 | 0 | 0 | 0% |
| TOTAL APPROPRIATIONS | 2,389,440 | 0 | 0 | 0 | 0% |
| NET GAIN(LOSS) | (584,543) | 0 | 0 | 0 | 0% |
| STAFFING | | | | | |
| Communications | 7 | 0 | 0 | 0 | 0% |

DEPARTMENTAL PURPOSE

The Accumulated Capital Outlay budget reflects funding used to administer capital projects, acquire real property, plan capital improvements, and undertake capital renewal, major improvements and repairs to existing County facilities.

| Budget Summary: | |
|--|------------|
| FY2010/11 Third Quarter Projection: | 42,358,043 |
| FY2011/12 Recommended: | 5,325,462 |
| County General Fund Contribution: | 509,664 |
| Percent County General Fund Supported: | 9.6% |
| Total Employees (FTEs): | 0.0 |

FUNCTION AND RESPONSIBILITIES

Responsibilities include overseeing construction projects, tracking and monitoring of expenditures and revenues associated with the projects, recommending uses of available funds for new capital projects, performing comprehensive planning studies, acquiring real property, and improving existing County facilities. The Department of General Services Department oversees this budget.

SIGNIFICANT CHALLENGES AND ACCOMPLISHMENTS

In FY2010/11, the following projects were completed:

- New Health and Social Services Building at 365 Tuolumne Street (Vallejo)
- Building Renovation at 355 Tuolumne Street (Vallejo)
- Law & Justice Exterior Wall Repair at 530 Union Avenue (Fairfield)
- Old Library Adaptive Reuse / Events Center at 601 Texas Street (Fairfield)
- Dixon Veterans ADA Modification at 1305 North First Street (Dixon)
- Dental Clinic Sidewalk Modifications at 2101 Courage Drive (Fairfield)
- Jury Assembly Room Re-Carpet & ADA Upgrade at 321 Tuolumne Street (Vallejo)
- Dental Suite Tenant Improvement at 2101 Courage Drive (Fairfield)
- Animal Care ADA Ramp Upgrade at 2510 Claybank Street (Fairfield)
- Sandy Beach Picnic Table & Grill Installation at 2333 Beach Drive (Rio Vista)
- Lake Solano ADA Improvements (Day Use - 2 Parking Areas) at 8685 Pleasants Valley Road (Winters)
- Lake Solano ADA Improvements (Campground - Telephone Accessibility) at 8685 Pleasants Valley Road (Winters)
- Sandy Beach Paving Improvements at 2333 Beach Drive (Rio Vista)
- Driveway Modifications at 2101 Courage Drive (Fairfield)
- Main Jail Flow Meter Retrofit (Phase 2) at 500 Union Avenue (Fairfield)
- New 2nd Floor Staff Toilet at 365 Tuolumne Street (Vallejo)
- WIC/H&SS Audio Visual Retrofits (4 projects) at 2101 Courage Drive (Fairfield), 233 Dobbins Street (Vacaville), 365 Tuolumne Street (Vallejo), and 155 North Second Street (Dixon)
- UST (Underground Storage Tank) Site Remediation at 3255 North Texas (Fairfield) (Corporation Yard)
- Five-Year Capital Facilities Improvement Plan, FY2010/11 - FY2014/15
- Weights & Measures Buildings Demolition at 560 Fairgrounds Drive (Vallejo)

WORKLOAD INDICATORS

In FY2011/12

- Complete construction documents, obtain building permit, pre-qualify general contractors, and conduct bid process to award construction contract for 362-bed, 127,800 square foot AB900 Claybank Adult Detention Facility Expansion in Fairfield, which will be primarily financed by using local jail financing awarded by the State of California to Solano County.
- Prepare construction documents, obtain building permits and complete 50% construction of the 35,000 gross square foot, two-story William J. Carroll Government Center project in Vacaville to improve delivery of health and social services in an underserved area of the County
- Complete space consolidation at the John F. Kennedy Library in Vallejo to more efficiently deliver services, improve security, and reduce ongoing operating/maintenance costs.
- Complete renovation and modernization of the two-story, 7,000 square foot Suisun Veterans Memorial Building to improve programs, services and meeting space for local Veterans Groups
- Complete barrier-removal and modernization of two-story, 11,000 square foot Benicia Veterans Memorial Building to improve access for persons living with disabilities, and install new elevator and energy efficient heating, ventilating and air conditioning system
- Complete construction documents, contractor prequalification, bidding, contract award and 90% construction of the security upgrade in the existing 279-bed Claybank Adult Detention Facility in Fairfield to improve public and staff safety.

| DETAIL BY REVENUE AND APPROPRIATION FUNCTIONAL AREA | 2009/10 ACTUALS | 2010/11 ADOPTED BUDGET | 2011/12 CAO RECOMMENDED | FROM ADOPTED TO RECOMMENDED | PERCENT CHANGE |
|--|------------------------|-------------------------------|--------------------------------|------------------------------------|-----------------------|
| REVENUES | | | | | |
| Capital Projects | 25,225,583 | 8,609,861 | 4,318,485 | (4,291,376) | (50%) |
| TOTAL REVENUES | 25,225,583 | 8,609,861 | 4,318,485 | (4,291,376) | (50%) |
| APPROPRIATIONS | | | | | |
| Capital Projects | 9,438,926 | 11,602,678 | 5,325,462 | (6,277,216) | (54%) |
| TOTAL APPROPRIATIONS | 9,438,926 | 11,602,678 | 5,325,462 | (6,277,216) | (54%) |
| NET COUNTY COST | | | | | |
| Capital Projects | (15,786,657) | 2,992,817 | 1,006,977 | (1,985,840) | (66%) |
| TOTAL NET COUNTY COST | (15,786,657) | 2,992,817 | 1,006,977 | (1,985,840) | (66%) |

DEPARTMENTAL BUDGET SUMMARY

The Recommended Budget for the Capital Projects of \$5,325,462 represents an overall decrease of \$4,291,376 or 49.8%, in revenues and \$6,277,216, or 54.1%, in expenditures when compared to the FY2010/11 Adopted Budget. The projected operating deficit of \$1,006,977 will be funded from Fund Balance.

The Recommended Budget includes \$1,522,940 in Contingencies (budget unit 9306).

Primary funding sources for Capital Projects:

- Property taxes of \$1,581,536 reflect an increase of \$14,658, as a result of conservative revenue estimates in the previous fiscal year.
- Interest income of \$177,000 is showing a decrease of \$193,000 due to lower interest earnings estimate provided by the county Treasurer and a decrease in the Accumulated Outlay Fund cash balance.
- Intergovernmental revenues of \$519,668 are estimated to be lower by \$1,289,941 mainly due to the absence of \$1,016,364 in reimbursements from the Courts for the improvements in the Superior Courts executive offices and \$292,472 in Proposition 12 per capita grants from the State for parks improvements. These projects were completed in FY2010/11.

- Countywide Administrative Overhead (A87) revenues of \$511,317 are projected to increase by \$110,411. These are short term revenues resulting from reimbursements of charges for services from the Architectural Services Division as a result of billing re-calculations. Without the reimbursements, Capital Projects would have incurred A-87 charges. The billing rates for the Architectural Services Division have been recalculated in FY2010/11. Staff anticipates that the reimbursements will cease in FY2012/13.
- Other financing sources of \$1,528,964 are anticipated to decline by \$2,932,764 primarily as a result of a decrease of \$1 million in transfers- in from Public Facilities.

The primary cost centers for the Accumulated Capital Outlay budget are the project budgets. The projects are driven by the need for capital improvements to dispense County services, develop facilities, perform major repairs/replacements that add value or preserve real property assets, and create land/master plans to address current and future space needs. The Recommended Budget includes appropriations for administration and capital projects:

1701 - Administration

- Primary cost for Administration is a transfer-out of \$900,000 to cover the Accumulated Capital Outlay (ACO) Fund obligation for the repayment of the 2002 Certificate of Participation (COP). This is an annual payment covering principal and interest payments.

1706 - Lake Solano Park Day Use Stairs Replacement

- FY2011/12 Appropriations of \$295,304 are funded by a transfer-in of \$309,500 from the General Fund appropriations for capital renewal. The funding and appropriations are re-budgeted from FY2010/11. The additional funding offset prior year expenses of \$14,196.

1711 – Claybank Warehouse Re-roof

- FY2011/12 Appropriations of \$220,000 are funded from the Criminal Justice Temporary Construction Fund.

1714 – Nut Tree Airport Architectural Services

- FY2011/12 Appropriations of \$15,000 are funded from the Accumulated Outlay (ACO) Fund for services provided by the Division of Architectural Services Division relating to the Nut Tree Airport Master Plan.

1723 – 362-bed Claybank Adult Detention Facility

- FY2011/12 Appropriations of \$799,300 are funded from Public Facilities Fees for schematic designs of the new jail facility.

1725 – Transfer Responsibility of Courts

- FY2011/12 Appropriations of \$15,000 are funded from the ACO Fund for services provided by the Division of Architectural Services to support the State in reviewing proposed Court improvements. Total project cost of \$26.8 million to remodel the Courthouse will be funded by the State.

1729 – Space Consolidation Study

- FY2011/12 Appropriations of \$150,000 are funded from the ACO Fund to do a comprehensive evaluation of utilization of space occupied by County departments in County-owned and leased space.

1748 – Vallejo Veterans Building Re-roof Project

- FY2011/12 Appropriations of \$256,040 are funded from the ACO Fund.

1771 – Parks Projects

- FY2011/12 Appropriations of \$570,500 are funded from the ACO Fund to be used for:
 - Repair of parking area at Belden's Landing
 - Install automatic pay stations at parks
 - Construction of ADA access from parking area to dock at Lake Solano Park

1772 – ADA Transition Plan Update

- FY2011/12 Appropriations of \$300,000 are funded from the ACO Fund to update the 2003 Hayashida Report, the County's current ADA Transition plan, which is outdated and inadequate and does not respond to the new ADA Code update that took effect on March 15, 2011.

1773 - Animal Care Services Administration Building Replacement

- FY2011/12 Appropriations of \$781,316 are funded from the ACO Fund for the permanent replacement of the leased modular building temporarily used for administration.

1782 - Suisun Veterans Building Improvements

- FY2011/12 Appropriations of \$38,000 are funded from Housing and Urban Development (HUD) grant funds to address deferred maintenance and capital renewal needs documented in the Facility Condition Assessment report prepared in February 2007. These appropriations are re-budgeted from FY2010/11.

1783 – Benicia Veterans Building Modernization

- FY2011/12 Appropriations of \$147,000 are funded from Housing and Urban Development (HUD) grant funds to address deferred maintenance and capital renewal needs documented in the Facility Condition Assessment Report prepared in February 2007. These appropriations are re-budgeted from FY2010/11.

1790 – Facilities Assessment Study

- FY2011/12 Appropriations of \$285,000 are funded by the ACO Fund to update the 2007 Facility Condition Assessment Report. The report is updated every five years.

1791 – Clay Street Ditch and Drainage Study

- FY2011/12 Appropriations of \$200,164 are funded by the General Fund from appropriations for capital renewal to do a County-focused study that specifically addresses the County needs.

Contract Information

In FY2011/12, staff will initiate at least nine additional contracts for construction estimated at \$1,802,512, relating to the 362-bed Claybank Adult Detention Facility, Suisun Veterans Building Renovations, Benicia Veterans Building Renovation, and the security upgrades to the existing 279-bed Claybank Adult Detention Facility. Related consultant agreements to provide environmental and geotechnical studies for the construction projects are estimated at \$347,100.

Fixed Assets

For FY2011/12, various projects will change major building components (e.g. roof, etc.) that will likely be recorded as fixed assets as determined by the Auditor/Controller since these building component systems extend the life of the real property asset. The FY2011/12 Requested Budget includes funding for fixed assets (Construction in Progress) totaling \$1,712,356 for projects as follows:

- \$220,000 for Claybank Warehouse Reroof.
- \$781,316 for Animal Care Facility Replacement.
- \$270,000 for Animal Shelter Remediation/Reroof.
- \$256,040 for Vallejo Veterans Building Reroof.
- \$147,000 (re-budgeted) from HUD Grants for Benicia Veterans Building renovations (partial funding).
- \$38,000 (re-budgeted) from HUD Grants for Suisun Veterans Building improvements (partial funding).

DEPARTMENT COMMENTS

On December 14, 2010, the Board approved the Five-Year Capital Facilities Improvement Plan (CIP) for the period covering FY2010/11 through FY2014/15. The December 2010 CIP, which covers FY2010/11 - FY2014/15 identifies \$266,283,000 of

capital improvement needs; \$79,632,913 is funded, \$4,372,624 is included in the FY2011/12 Budget, leaving \$182,277,463 unfunded. The status of the FY2011 CIP is shown below:

FY2011 FIVE-YEAR CIP STATUS REPORT

| PROJ# | PROJECT NAME | CIP FY10/11-14/15 | FY2011/12 BUDGET APPROPRIATIONS | | FUNDED PROJECTS | | |
|-------|---|-------------------------------|------------------------------------|--|-------------------|--|---|
| | | ESTIMATED PROJECT COSTS | BUDGET REQUEST | FUND SRCE | CURRENT BUDGET | FUND TYPE (SRCE) YEAR | EXPEND. (through March 28, 2011) |
| 1657 | Energy Related Capital Renewal Projects (CAC Parking light retrofit, 321/355 Tuolumne Chiller Replacement, & 275 Beck Boiler Replacement) | \$ 925,000 | | | \$ 112,000 | Fully Funded (Grant) FY09/10 | \$0 |
| | Capital Projects Admin Division | \$ - | \$ 952,838 | | | | |
| 1705 | Animal Care Shelter Re-roof Project - Rescoped & funding used to cover temp repl for adm bldg. | \$ 378,000 | \$ - | ACO FUND | \$ 163,298 | Partially Funded (ACO - \$163K) FY10/11 | \$77,316 |
| 1706 | Lake Solano Park Day Use Stairs Replacement | \$ 355,000 | \$ 295,304 | | \$ 14,196 | Fully Funded (Cap Ren) FY10/11 | \$14,196 |
| 1709 | Former Hall of Records HazMat Site Remediation | \$ 161,000 | | | \$ 895,099 | Fully Funded (ACO - \$219K, Cap Ren - \$676K) FY10/11 | \$70,294 |
| 1711 | Claybank Warehouse Reroofing | \$ 220,000 | \$ 220,000 | CRIM. JUSTICE TEMP CONST. FUND | | | |
| 1714 | Nut Tree Airport Master Plan | \$ - | \$ 15,000 | | \$ 17,976 | Fully Funded (ACO) FY10/11 | \$0 |
| 1715 | Old Court House Renovation | \$ - | | | \$ 15,000 | Fully Funded (ACO) FY09/10 | \$3,762 |
| 1716 | Juvenile Detention Generator & Switch | \$ - | | | \$ 200,000 | Fully Funded (ACO) FY08/09 | \$179 |

1700-Accumulated Capital Outlay (ACO) Capital Project Overview

**Michael J. Lango, Director of General Services
Functional Area Summary**

| PROJ# | PROJECT NAME | CIP FY10/11-14/15 | FY2011/12 BUDGET APPROPRIATIONS | | FUNDED PROJECTS | | |
|-------|--|-------------------------------|------------------------------------|--------------|---------------------------------------|---|---|
| | | ESTIMATED PROJECT COSTS | BUDGET REQUEST | FUND SRCE | CURRENT BUDGET | FUND TYPE (SRCE) YEAR | EXPEND. (through March 28, 2011) |
| 1717 | ADA Transition Plan Implementation II | \$ - | | | \$ 755,850 | Fully Funded (ACO - \$677K, RM - \$79K) FY06/07 | \$248,179 |
| 1717 | Animal Care Exterior Ramp ADA Upgrade | \$ 30,000 | | | (part of Overall ADA Projects - 1717) | Fully Funded (ACO) FY09/10 | (part of Overall ADA Projects - 1717) |
| 1718 | CIP Update | \$ - | \$ 30,000 | ACO FUND | \$ 30,000 | Fully Funded (ACO) FY10/11 | \$1,201 |
| 1719 | First Floor Court Occupied Office Renovation-321 Tuolumne (Fire Damage) | \$ 2,000,000 | | | \$ 2,000,000 | Fully Funded (Ins. Proc.) FY10/11 | \$128,063 |
| 1721 | Animal Shelter Remediation & Reroof | \$ - | \$ 270,000 | ACO FUND | | | |
| 1723 | AB-900 362-Bed Claybank Detention Facility | \$ 83,586,000 | | | \$27,064,960 | Fully Funded (PFF) FY03/04 | \$5,676,659 |
| 1725 | Adaptive Reuse of Old Courthouse and Hall of Justice (Transfer Responsibility Court) | \$ 30,000 | \$ 15,000 | ACO FUND | \$ 39,508 | Fully Funded (ACO) FY09/10 | \$33,955 |
| 1726 | Acquisition / Sale of Properties | \$ - | | | \$ 76,251 | Fully Funded (Cap Ren) FY06/07 | \$0 |
| 1729 | Space Consolidation | \$ - | \$ 150,000 | ACO FUND | | | |
| 1733 | Parks Projects | \$ - | | | \$ 292,472 | Fully Funded (Prop. 40) FY10/11 | \$151,273 |
| 1735 | H&SS Building Carpet Removal and Replacement | \$ 1,218,000 | | | \$ 548,000 | Fully Funded (ACO) FY10/11 | \$0 |
| 1740 | New Foundation Improvements | \$ - | | | \$ 328,119 | Fully Funded (JH Trsfr.) FY06/07 | \$224,054 |
| 1741 | Vallejo Veterans Parking Lot Improvement | \$ 278,000 | | | \$ 303,564 | Fully Funded (ACO) FY10/11 | \$2,647 |

| PROJ# | PROJECT NAME | CIP FY10/11-14/15 | FY2011/12 BUDGET APPROPRIATIONS | | FUNDED PROJECTS | | |
|-------|---|-------------------------------|------------------------------------|--------------|-------------------|--|---|
| | | ESTIMATED PROJECT COSTS | BUDGET REQUEST | FUND SRCE | CURRENT BUDGET | FUND TYPE (SRCE) YEAR | EXPEND. (through March 28, 2011) |
| 1744 | Misc Court Projects | \$ - | | | \$ 2,288,668 | Fully Funded (ACO - \$1.1M, Courts - \$1.2M) FY08/09 | \$556,446 |
| 1748 | Vallejo Veterans Reroofing | \$ 212,000 | \$ 256,040 | ACO FUND | | | |
| 1771 | Belden's Landing - Parking Area Repair | \$ - | \$ 40,000 | ACO FUND | | | |
| 1771 | Belden's Landing - New Accessible Pay Station | \$ - | \$ 45,000 | ACO FUND | | | |
| 1771 | Sandy Beach - Automatic Accessible Pay Station | \$ - | \$ 80,000 | ACO FUND | | | |
| 1771 | Lake Solano - ADA Barrier Removal at Day Use | \$ - | \$ 190,500 | ACO FUND | | | |
| 1771 | Sandy Beach - ADA Access from Parking to Dock | \$ - | \$ 215,000 | ACO FUND | | | |
| 1772 | County Facilities ADA Transition Plan Update | \$ 550,000 | \$ 300,000 | ACO FUND | | | |
| 1773 | Animal Shelter Main Office Replacement (Animal Care Replacement of Administration Building - updated scope for FY11/12 Budget Request) | \$ - | \$ 781,316 | | | | |
| 1774 | 2101 Courage Driveway Modifications | \$ 25,000 | | | \$ 35,000 | Fully Funded (ACO) FY10/11 | \$0 |
| 1775 | Claybank Detention Facility Security Electronic Upgrade | \$ 3,051,000 | | | \$ 3,491,000 | Fully Funded (ACO - \$200K, CJTC - \$3.29M) FY09/10 | \$282,794 |
| 1776 | Main Jail Flow Meter Retrofit | \$ - | | | \$ 341,000 | Fully Funded (CJTC) FY09/10 | \$33,515 |

1700-Accumulated Capital Outlay (ACO) Capital Project Overview

**Michael J. Lango, Director of General Services
Functional Area Summary**

| PROJ# | PROJECT NAME | CIP FY10/11-14/15 | FY2011/12 BUDGET APPROPRIATIONS | | FUNDED PROJECTS | | |
|-------|--|-------------------------------|------------------------------------|--------------|-------------------|--|---|
| | | ESTIMATED PROJECT COSTS | BUDGET REQUEST | FUND SRCE | CURRENT BUDGET | FUND TYPE (SRCE) YEAR | EXPEND. (through March 28, 2011) |
| 1782 | Suisun Veterans Building Improvement | \$ 2,481,000 | \$ 38,000 | | \$ 2,622,094 | Fully Funded (Cap Ren - \$1.3M, ACO - \$1.2M, Grant <HUD> - \$38K, Others - \$69K) FY07/08 | \$124,069 |
| 1783 | Benicia Veterans Building Improvement | \$ 1,989,000 | \$ 147,000 | | \$ 2,252,000 | Fully Funded (Cap Ren - \$1.63M, ACO - \$475K, Grant <HUD> - \$147K) FY07/08 | \$249,880 |
| 1785 | Canine Connection and Administration Building Demolition | \$ 431,000 | | | \$ 430,900 | Fully Funded (Cap Ren) FY08/09 | \$186,339 |
| 1786 | Post Office Mechanical and Roof Replacement | \$ 1,200,000 | | | \$ 213,749 | Fully Funded (Cap Ren) FY08/09 | \$636 |
| 1787 | Law & Justice Generator Replacement - see 1794 | \$ - | | | \$ 1,400,000 | Fully Funded (Cap Ren) FY08/09 | \$36,468 |
| 1788 | Law and Justice Center HVAC Controls Replacement-530 Union | \$ 1,257,000 | | | \$ 1,554,079 | Fully Funded (Cap Ren) FY08/09 | \$0 |
| 1790 | Facilities Condition Assessment (5-yr Plan) & Software | \$ - | \$ 285,000 | ACO FUND | | | |
| 1791 | CAC Campus Drainage Improvements | \$ 275,000 | | | \$ 296,176 | Fully Funded (ACO - \$96K, Cap Ren - \$200K) FY10/11 | \$96,176 |
| 1794 | Hot Water Generator Replacement | \$ - | | | \$ 447,708 | Fully Funded (Cap Ren) FY06/07 | \$41,047 |

| PROJ# | PROJECT NAME | CIP FY10/11-14/15 | FY2011/12 BUDGET APPROPRIATIONS | | FUNDED PROJECTS | | |
|----------------|---|-------------------------------|------------------------------------|--------------|-------------------|---|---|
| | | ESTIMATED PROJECT COSTS | BUDGET REQUEST | FUND SRCE | CURRENT BUDGET | FUND TYPE (SRCE) YEAR | EXPEND. (through March 28, 2011) |
| 1799 | Sheriff Hot Water | \$ - | | | \$ 150,000 | Fully Funded (Cap Ren) FY06/07 | \$70,156 |
| 2492 | Remodel 355 and 321 Tuolumne St. Buildings | \$ 1,654,000 | | | \$12,120,517 | Fully Funded (Tob. Stlemt.) FY03/04 | \$10,761,573 |
| 6343 | John F. Kennedy Library Renovation | \$ 300,000 | | | \$ 300,000 | Fully Funded (Library) FY09/10 | \$0 |
| 2491 / 2494 | William J. Carroll Government Center | \$ 17,125,000 | | | \$19,033,729 | Fully Funded (ARRA - \$2.2M, Tobacco Stlemt. - \$15.8M, PFF - \$1M, Interest Income - \$14K) FY06/07 | \$2,427,665 |
| | Cement Hill Communication Building Replacement | \$ 382,000 | | | | | |
| | 604 Empire Bldg. HVAC Replacement | \$ 260,000 | | | | | |
| | 600 Union Parking Lot Repair | \$ 175,000 | | | | | |
| | ADA Transition Plan Implementation II | \$ 915,000 | | | | | |
| | Agriculture-UC Co-op Elevator Upgrade | \$ 390,000 | | | | | |
| | Capital Renewal of Various County Facilities | \$ 87,800,000 | | | | | |
| | Courage Drive Landscape Conservation | \$ 181,000 | | | | | |
| | H&SS Campus Parking Lot Repair | \$ 690,000 | | | | | |
| | Headstart ADA Improvements | \$ 316,000 | | | | | |
| | Law and Justice Center Rainwater Leader Replacement | \$ 460,000 | | | | | |

**1700-Accumulated Capital Outlay (ACO)
Capital Project Overview**

**Michael J. Lango, Director of General Services
Functional Area Summary**

| PROJ# | PROJECT NAME | CIP FY10/11-14/15 | FY2011/12 BUDGET APPROPRIATIONS | | FUNDED PROJECTS | | |
|-------|---|-------------------------------|------------------------------------|--------------|-------------------|--------------------------------|---|
| | | ESTIMATED PROJECT COSTS | BUDGET REQUEST | FUND SRCE | CURRENT BUDGET | FUND TYPE (SRCE) YEAR | EXPEND. (through March 28, 2011) |
| | New Foundations and Challenge Bldg Exterior Repainting | \$ 100,000 | | | | | |
| | OES Building Exterior Repainting | \$ 60,000 | | | | | |
| | Rio Vista Veterans Parking Lot and Sidewalk Improvement | \$ 203,000 | | | | | |
| | Rio Vista Veterans Building Exterior Repainting | \$ 50,000 | | | | | |
| | Vacaville Veterans Parking Lot Improvement | \$ 50,000 | | | | | |
| | Post Office Master Plan | \$ 250,000 | | | | | |
| | Emergency Services Bureau Tenant Improvements (H&SS) | \$ 130,000 | | | | | |
| | Nut Tree Airport Land Acquisition/Easement | \$ 6,700,000 | | | | | |
| | Nut Tree Airport Northwest Land Acquisition | \$ 8,400,000 | | | | | |
| | Nut Tree Airport Southeast Land Acquisition | \$ 3,700,000 | | | | | |
| | Airfield Pavement Rehabilitation | \$ 1,075,000 | | | | | |
| | Airfield Pavement Rehabilitation-Lights and Signs | \$ 1,360,000 | | | | | |
| | Airport Obstruction Removal | \$ 158,000 | | | | | |
| | Airport Perimeter Fencing | \$ 600,000 | | | | | |
| | Northeast Area and Horse Creek Taxilanes and Hangars | \$ 500,000 | | | | | |
| | Northeast Taxilane Development | \$ 5,400,000 | | | | | |
| | Runway and Parallel Taxiway Extension-Phase I | \$ 300,000 | | | | | |
| | Runway and Parallel Taxiway Extension-Phase II & III | \$ 4,000,000 | | | | | |

| PROJ# | PROJECT NAME | CIP FY10/11-14/15 | FY2011/12 BUDGET APPROPRIATIONS | | FUNDED PROJECTS | | |
|-------|--|-------------------------------|------------------------------------|--------------|-------------------|--------------------------------|---|
| | | ESTIMATED PROJECT COSTS | BUDGET REQUEST | FUND SRCE | CURRENT BUDGET | FUND TYPE (SRCE) YEAR | EXPEND. (through March 28, 2011) |
| | Southeast Apron and Helicopter Parking | \$ 2,750,000 | | | | | |
| | Juvenile Detention Facility 30-Bed Addition | \$ 9,064,000 | | | | | |
| | Challenge Covered Courtyard | \$ 300,000 | | | | | |
| | Fouts Spring Primary Waterline Replacement | \$ 1,596,000 | | | | | |
| | New Foundations Covered Courtyard | \$ 300,000 | | | | | |
| | Sheriffs Shooting Range Facility | \$ 895,000 | | | | | |
| | Claybank Housing Unit Restroom Rehabilitation | \$ 646,000 | | | | | |
| | Lynch Canyon Pavilion | \$ 650,000 | | | | | |
| | Sandy Beach New Boat Ramp and Water Diversion | \$ 1,041,000 | | | | | |
| | Sandy Beach Parks Staff Restroom | \$ 160,000 | | | | | |
| | Beldens Landing Facility Improvements | \$ 1,790,000 | | | | | |
| | Docks, Piers, Trails, Beaches, Wetlands, & Utilities Upgrade (Lake Solano) | \$ 1,031,000 | | | | | |
| | Entry Enhancement/ Technology (Lake Solano and Sandy Beach) | \$ 73,000 | | | | | |
| | Lake Solano ADA Access Improvement | \$ 208,000 | | | | | |
| | Play Grounds and Play Systems (Lake Solano and Sandy Beach) | \$ 242,000 | | | | | |
| | Sandy Beach ADA Access Improvement | \$ 325,000 | | | | | |
| | Sandy Beach Entry Road Repavement | \$ 375,000 | | | | | |
| | Sandy Beach Park Wind Shelter Replacement | \$ 331,000 | | | | | |
| | Sewer Projects (Sandy Beach) | \$ 170,000 | | | | | |
| TOTAL | | \$ 266,283,000 | \$4,325,998 | | \$79,832,913 | | \$21,498,542 |

**1700-Accumulated Capital Outlay (ACO)
Capital Project Overview**

**Michael J. Lango, Director of General Services
Functional Area Summary**

Since the approval of the Five-Year CIP, the Division of Architectural Services has initiated a review of funded capital projects, covering:

- Cost estimates – experiences in past projects indicates that cost variance between estimates and actual usually result from changes in scope of work or the estimates did not account for changes in the market place. While favorable variances are recognized at the completion of projects, these funds continue to be obligated to the projects and are not available to fund appropriations for other capital projects.
- Scheduling of projects – the list of funded capital projects that are ready for construction is extensive. The planning, coordinating, and overseeing of capital projects require the commitment of time and resources by Architectural Services staff and affected departments. Given deep staffing cuts, most departments do not have the resources to commit to these projects. Deferral is an option, unless health and safety issues are a concern. Deferral of capital projects can free funding for more urgently needed capital projects.
- Means of financing - these include grants, Criminal Justice Facility Temporary Construction Funds, Courthouse Temporary Construction Fund, Public Facilities Fees, Accumulated Outlay (ACO) Fund, and Reserves for Deferred Maintenance (General Fund). The goal is to identify alternative funding source(s) for capital projects that can free up General Fund dollars, which has the most discretionary use. The Board may redirect these General Fund moneys toward other capital projects or other programs.

It is anticipated that the review will be completed and presented to the Board on June 14, 2011, with recommendations for modification of schedules or funding. Changes approved by the Board will be reflected in the Supplemental Budget.

| DETAIL BY REVENUE CATEGORY AND APPROPRIATION CATEGORY | 2009/10 ACTUALS | 2010/11 ADOPTED BUDGET | 2011/12 CAO RECOMMENDED | FROM ADOPTED TO RECOMMENDED | PERCENT CHANGE |
|--|----------------------------|---------------------------------------|--|--|---------------------------|
| REVENUES | | | | | |
| Taxes | 1,674,264 | 1,566,878 | 1,581,536 | 14,658 | 1% |
| Revenue From Use of Money/Prop | 275,881 | 370,000 | 177,000 | (193,000) | (52%) |
| Intergovernmental Rev State | 927,913 | 316,990 | 26,947 | (290,043) | (91%) |
| Intergovernmental Rev Federal | 0 | 185,000 | 185,000 | 0 | 0% |
| Intergovernmental Rev Other | 317,606 | 1,307,619 | 307,721 | (999,898) | (76%) |
| Charges For Services | 0 | 401,646 | 511,317 | 109,671 | 27% |
| Other Financing Sources | 18,640,003 | 3,952,228 | 1,019,300 | (2,932,928) | (74%) |
| General Fund Contribution | 3,389,916 | 509,500 | 509,664 | 164 | 0% |
| TOTAL REVENUES | 25,225,583 | 8,609,861 | 4,318,485 | (4,291,376) | (50%) |
| APPROPRIATIONS | | | | | |
| Services and Supplies | 3,303,839 | 5,750,655 | 1,071,989 | (4,678,666) | (81%) |
| Other Charges | 640,471 | 192,200 | 841,817 | 649,617 | 338% |
| F/A Bldgs and Imprmts | 4,541,014 | 4,755,115 | 2,511,656 | (2,243,459) | (47%) |
| F/A Equipment | 53,602 | 0 | 0 | 0 | 0% |
| Other Financing Uses | 900,000 | 900,000 | 900,000 | 0 | 0% |
| Residual Equity Transfers | 0 | 4,708 | 0 | (4,708) | (100%) |
| TOTAL APPROPRIATIONS | 9,438,926 | 11,602,678 | 5,325,462 | (6,277,216) | (54%) |

SUMMARY OF SIGNIFICANT ADJUSTMENTS

A projected savings of \$770,000 in FY2010/11 will revert to fund balance and be available as financing for projects in FY2011/12. The savings is projected as follows:

- A decrease of \$100,000 from the Underground Storage Tank Project (UST) at 701 Texas Street in Fairfield (former Hall of Records).
- A decrease of (\$670,000) from the Carpet Replacement Project at 275 Beck Avenue due to scope refinement that includes partial replacement of carpet at main traffic paths and areas where carpet exhibits advanced deterioration.

SUMMARY OF POSITION CHANGES

There are no positions allocated to this budget.

PENDING ISSUES AND POLICY CONSIDERATIONS

Updated ADA Regulations and Standards

On July 23, 2010 Attorney General Holder signed final regulations revising the United States Department of Justice's ADA Regulations including its ADA Standards for Accessible Design. This substantive update is the first comprehensive update of ADA standards since they were originally published in 1991. The revised regulations amend the Department's Title II regulation, 28 C.F.R. Part 35, and the Title III regulation, 28 C.F.R. Part 36. These final rules will take effect March 15, 2011. Compliance with the 2010 Standards for Accessible Design are now voluntary but will be required on March 15, 2012. The 2010 Standards set minimum requirements -- both scoping and technical - for newly designed and constructed or altered State or local government facilities, public accommodations, and commercial facilities to be readily accessible to and usable by individuals with disabilities. Covered entities that should have complied with the 1991 Standards or the UFAS during any new construction or alteration of facilities or elements, but have not done so by March 15, 2012, must comply with the 2010 Standards. Major elements of the 2010 Standards that affect County facilities include recreational facilities such as parks, recreational boating facilities, fishing piers and platforms, play areas, detention and correctional facilities and judicial facilities.

County Space Utilization

The County is undergoing a comprehensive evaluation of utilization of space occupied by County departments in County-owned and leased space. The goal of this assessment is to fully utilize County assets, dispose of underperforming assets, reduce ongoing costs associated with space where feasible, and generate revenue through leasing space when a compatible use in facilities that house County programs and services can be captured. This complex analysis challenges past assumptions pertaining to space utilization and its direct relationship with improved service delivery with fewer available staff resources. Some of the challenges of this process include differentiating temporary vs. permanent downsizing, capturing space consolidation opportunities concurrently with refinement of services to be offered and redefinition of models used to deliver services provided. Tangible outcomes in the past fiscal year include relocating First 5 Solano from leased space to County-owned space in Fairfield, consolidation of Human Resources to a single level within the County Administration Center, and conveying the Old Courthouse to the State of California for continued use as a civil courthouse. The latter transaction is in the final stages of conveyance to the State by the County.

2011 Economic Outlook for Construction

According to the Chief Economist of the Association of General Contractors, construction spending throughout the nation in calendar year 2011 will rise 3 to 7% but overall construction activity has stabilized and is expected to remain subdued through end of the year. Private nonresidential construction activity is projected to increase while public nonresidential construction will be flat due to budget constraints and rising bond rates. Prices continue to spike for several key construction materials such as copper, steel and diesel fuel; copper in particular reached a 40-year high in February 2011. The modest gain in construction activity is leveled out by the soaring construction material costs. Construction employment has declined sharply overall. Tightened lending standards, which are an initial indicator of projects entering the construction pipeline, continue to constrain construction spending and design starts which have significantly decreased in comparison to the past year, but have recently shown a slight uptick. On a more local level, design and construction activity are further constrained by uncertainty surrounding the State's budget as well as the constrained economic downturn that continues in northern California with only sporadic signs of economic recovery.

As construction opportunities become scarcer, the bid environment is heightened resulting in truly competitive bids and in some cases, "bids of desperation" as firms compete for limited work in order to stay in business during this protracted economic downturn. Staff anticipates an increased number of potential bid protests prior to award of construction contracts as firms compete for limited work opportunities. Following bid award, contractors are more assertively submitting change order requests, with the goal of recovering costs associated with winning work with nominal mark-ups and profit margins that prevail in the current marketplace.

**1700-Accumulated Capital Outlay (ACO)
Capital Project Overview**

**Michael J. Lango, Director of General Services
Summary of Other Administered Budgets**

| DETAIL BY REVENUE AND APPROPRIATION OTHER ADMINISTERED BUDGETS | 2009/10 ACTUALS | 2010/11 ADOPTED BUDGET | 2011/12 CAO RECOMMENDED | FROM ADOPTED TO RECOMMENDED | PERCENT CHANGE |
|---|----------------------------|---------------------------------------|--|--|---------------------------|
| REVENUES | | | | | |
| 1630-Public Art | 8,186 | 9,800 | 176,875 | 167,075 | 1705% |
| 1815-Fairgrounds Development Project | 475 | 3,251,914 | 1,908,537 | (1,343,377) | (41%) |
| 1810-Govt. Center Complex Projects | 63,104 | 0 | 0 | 0 | 0% |
| 2490-H&SS Capital Projects | 522,443 | 3,156,889 | 257,743 | (2,899,146) | (92%) |
| 1760-Public Facilities Fees | 5,471,471 | 4,164,392 | 3,113,416 | (1,050,976) | (25%) |
| 8012-Juvenile Hall Capital Projects | 9,539 | 0 | 0 | 0 | 0% |
| 4130-CJ Facility Temp. Construc. Fund | 586,935 | 471,540 | 369,559 | (101,981) | (22%) |
| 4140-Courthouse Temp. Construc. Fund | 568,200 | 487,392 | 372,155 | (115,237) | (24%) |
| APPROPRIATIONS | | | | | |
| 1630-Public Art | 610,461 | 9,800 | 175,500 | 165,700 | 1691% |
| 1815-Fairgrounds Development Project | 327,917 | 1,734,695 | 1,908,537 | 173,842 | 10% |
| 1810-Govt. Center Complex Projects | 545,123 | 0 | 0 | 0 | 0% |
| 2490-H&SS Capital Projects | 25,862,665 | 3,156,889 | 419,640 | (2,737,249) | (87%) |
| 1760-Public Facilities Fees | 20,403,937 | 4,999,468 | 4,162,417 | (837,051) | (17%) |
| 8012-Juvenile Hall Capital Projects | 67,267 | 0 | 0 | 0 | 0% |
| 4130-CJ Facility Temp. Construc. Fund | 403,017 | 2,162,128 | 237,263 | (1,924,865) | (89%) |
| 4140-Courthouse Temp. Construc. Fund | 402,768 | 408,515 | 407,204 | (1,311) | (0%) |
| NET COUNTY COST | | | | | |
| 1630-Public Art | 602,275 | 0 | (1,375) | (1,375) | 0% |
| 1815-Fairgrounds Development Project | 327,442 | (1,517,219) | 0 | 1,517,219 | (100%) |
| 1810-Govt. Center Complex Projects | 482,019 | 0 | 0 | 0 | 0% |
| 2490-H&SS Capital Projects | 25,340,222 | 0 | 161,897 | 161,897 | 0% |
| 1760-Public Facilities Fees | 14,932,466 | 835,076 | 1,049,001 | 213,925 | 26% |
| 8012-Juvenile Hall Capital Projects | 57,728 | 0 | 0 | 0 | 0% |
| 4130-CJ Facility Temp. Construc. Fund | (183,918) | 1,690,588 | (132,296) | (1,822,884) | (108%) |
| 4140-Courthouse Temp. Construc. Fund | (165,432) | (78,877) | 35,049 | 113,926 | (144%) |

The Department's respective 'other' budget units follow.

FUNCTION AND RESPONSIBILITY

The purpose of this budget is to account for the purchase or commission of public art and the maintenance of public art within designated public areas owned by the County of Solano (Ordinance No. 1639, Chapter 5, and Section 5.5-5.6). The County budgets for public art to promote the arts and culture in Solano County. For every capital construction project in excess of \$1 million, 1.5% of construction costs at the time of the initial contract award (excluding maintenance projects) is allocated for public art. In addition, 5% of the 1.5% will be reserved for maintenance of the public art projects.

Funds appropriated to this budget will be used for: design services of artists; selection, acquisition, purchase, commissioning, installation, examination and/or display of artworks; maintenance of artworks; education concerning the artwork; and administrative costs of the Art Committee in connection with the Art Program.

| DETAIL BY REVENUE CATEGORY AND APPROPRIATION CATEGORY | 2009/10 ACTUALS | 2010/11 ADOPTED BUDGET | 2011/12 CAO RECOMMENDED | FROM ADOPTED TO RECOMMENDED | PERCENT CHANGE |
|--|----------------------------|---------------------------------------|--|--|---------------------------|
| REVENUES | | | | | |
| Revenue From Use of Money/Prop | 8,186 | 9,800 | 1,000 | (8,800) | (90%) |
| Charges For Services | 0 | 0 | 375 | 375 | 0% |
| Other Financing Sources | 0 | 0 | 175,500 | 175,500 | 0% |
| TOTAL REVENUES | 8,186 | 9,800 | 176,875 | 167,075 | 1705% |
| APPROPRIATIONS | | | | | |
| Services and Supplies | 2,100 | 9,800 | 0 | (9,800) | (100%) |
| Other Charges | 2,903 | 0 | 0 | 0 | 0% |
| F/A ARTWORK | 212,410 | 0 | 175,500 | 175,500 | 0% |
| Other Financing Uses | 393,048 | 0 | 0 | 0 | 0% |
| TOTAL APPROPRIATIONS | 610,461 | 9,800 | 175,500 | 165,700 | 1691% |
| NET COUNTY COST | 602,275 | 0 | (1,375) | (1,375) | 0% |

SUMMARY OF SIGNIFICANT ADJUSTMENTS

- The Department's Requested Budget of \$176,874 in revenues and \$175,500 in expenditures represents an increase of \$167,074 or 17% in revenues and an increase of \$165,700 or 16.9% in expenditures when compared to the FY2010/11 Final Budget.
- Projected revenues sources include \$374 in Administrative Overhead revenue, \$1,000 in interest income, and \$175,500 in Operating Transfers in from Budget Unit 2491 - William J. Carroll Government Center Project to cover the costs associated with the public art program for the new building (this amount represents 1.5% of the construction costs at the time of the initial construction).
- Requested expenditures of \$175,500 will be used for design services of artist's selection, acquisition, commissioning and installation of artwork with 5% of the total reserved for future maintenance of the artwork.

FUNCTION AND RESPONSIBILITY

This budget unit is designed to cover the costs of the development of a Specific Plan and to obtain the necessary entitlements for the Solano County Fairgrounds, in order to revitalize and redevelop the 152-acre site. This multi-year project is a cooperative effort between the County, City of Vallejo, and the Solano County Fair Association (SCFA) that began in 2008.

In FY2008/09, the County entered into a Memorandum of Understanding with the City of Vallejo regarding the redevelopment of the Fairgrounds. The Board initially established an Ad Hoc Fairgrounds Committee and authorized the Auditor-Controller to establish an initial loan of \$2.0 million from the County General Fund for the Visioning Phase of the Project.

A community-based stakeholder visioning effort was undertaken, which resulted in the preparation of a Solano360 Vision Plan for the Solano County Fairgrounds. The Vision Plan features a mix of complementary land uses, including retail, office, hospitality, recreational, family and youth-oriented, educational, and public venues, as well as the physical connectivity and synergy with the adjacent Six Flags Discovery Kingdom. The concepts reflected in the Solano360 Vision Plan are estimated to create 5,700 contractor jobs and more than 2,500 permanent jobs at full build out. The Board of Supervisors and the Vallejo City Council approved the Solano360 Vision in June 2009 and authorized a preliminary financial analysis to be prepared on the Vision Plan concepts.

During FY2009/10, the Board increased the loan for the Project to an amount not to exceed \$4.4 million and, in coordination with the Vallejo City Council, authorized the Project team to proceed with Phase II of the Project. Phase II includes the preparation of a Specific Plan for the site with associated studies and reports and the preparation of an environmental document.

The Board approved a Project Budget in February 2010, and in May 2010 authorized the first of several professional service agreements to advance the planning effort. In August 2010, the timeline for the Project was suspended while staff was asked to explore proceeding with the Fair-only components of the Project. It was recommended that the site and project benefited more from analyzing the entire Project site in an integrated approach. In early 2011 the Vallejo City Council and Board amended the MOU to clarify the respective roles and responsibilities of the partnership in order to implement the Project Vision in an expeditious manner.

Utilizing the principles that were adopted by the Vallejo City Council and Board of Supervisors during the visioning process, the Solano360 Steering Committee was reconvened and the Solano County Fair Board invited to appoint representative to join Phase II Entitlement efforts. The Solano360 Project vision was prepared based on the following:

- **Economic Generator:** Generate revenues for Solano County and the City of Vallejo, create jobs and ensure long-term economic sustainability.
- **Sense of Place:** Establish a unique place with an unmistakable identity that serves as a destination for visitors as well as a pedestrian-friendly community gathering place.
- **Mixed-Use:** Explore a mix of complementary land uses, including retail, commercial, hospitality, recreational, residential, family- and youth-oriented, educational, and civic uses that seamlessly integrate with the “Fair of the Future.”
- **Seamless Integration:** Explore increased physical connectivity and synergy with Six Flags Discovery Kingdom, downtown Vallejo, the waterfront and other existing proximate commercial operations.
- **Pedestrian and Transit Oriented:** Provide pedestrian, bicycle, vehicular and transit facilities that foster easy access to, from, and within the site.
- **Sustainable Design:** Incorporate sustainable and green principles in all aspects of the development.

The overall approved project budget for Solano360 – Phase II Entitlement, anticipated to be a 24-month project. The project budget, which was revised in February 2011, includes the following estimates:

| | Initial FY2010/11 | Revised FY2011/12 |
|---|----------------------|----------------------|
| City of Vallejo reimbursement/fees | \$310,000 | \$310,000 |
| Specific Plan/Land Use Plan/Design Guidelines | \$240,000 | \$550,000 |
| Environmental Impact Report (EIR)/Special Studies | \$250,000 | \$440,000 |
| Project Management/Public Improvement | \$720,000 | \$450,000 |
| Permitting | \$95,000 | \$95,000 |
| Professional/Technical Services | \$470,000 | \$180,000 |
| Legal Services | \$505,000 | \$505,000 |
| Market/Financial/Economic Analysis | \$0 | \$202,390 |
| Project Contingencies | <u>\$466,200</u> | <u>\$323,810</u> |
| Total | \$3,056,200 | \$3,056,200 |

SIGNIFICANT CHALLENGES AND ACCOMPLISHMENTS

In FY2010/11, the Project team was modified to bring in a new Project Manager, led by Municipal Resource Group, LLC, with support from two firms with fair redevelopment experience – the A. Plescia & Co. and RCH Group, to focus the Specific Plan on the feasibility of both the “Fair of the Future” and the private development components. Sub-consultants have been engaged to prepare a market study, a fiscal impact analysis and a public facilities financing plan; Staffs from the SCFA, the City of Vallejo and the County meet bi-weekly with the Project Manager (MRG) land planner (SWA Group) and EIR consultant, (Michael Brandman Associates) to maintain effective communication while refining the potential development concepts.

DEPARTMENTAL BUDGET SUMMARY

The Recommended Budget for the Solano360 Project of \$1,908,537 reflects the roll forward of authorized and approved appropriation for expenditures to complete the Phase II Entitlement in FY2011/12 and not encumbered in FY2010/11.

Based on the market analysis, a preliminary preferred land plan will be developed and presented in FY2011/12 to the Solano County Fair Association, Vallejo City Council and Solano County Board of Supervisors in order to refine the Project Description that will be evaluated for environmental impacts pursuant to the California Environmental Quality Act (CEQA).

A key task for FY2011/12 will be for the negotiation and execution of a Cost and Revenue Sharing Agreement between Solano County and the City of Vallejo. The current Project schedule also anticipates that the EIR will be presented for certification to the Board of Supervisors in June of 2012. Subsequent to the certification of the EIR, the City of Vallejo will be presented with the Specific Plan, General Plan Amendment and Zoning Amendment to enable the private development envisioned by the Project.

| DETAIL BY REVENUE CATEGORY AND APPROPRIATION CATEGORY | 2009/10 ACTUALS | 2010/11 ADOPTED BUDGET | 2011/12 CAO RECOMMENDED | FROM ADOPTED TO RECOMMENDED | PERCENT CHANGE |
|--|----------------------------|---------------------------------------|--|--|---------------------------|
| REVENUES | | | | | |
| Revenue From Use of Money/Prop | 475 | 0 | 0 | 0 | 0% |
| Charges For Services | 0 | 0 | 35,837 | 35,837 | 0% |
| Other Financing Sources | 0 | 3,251,914 | 1,872,700 | (1,379,214) | (42%) |
| TOTAL REVENUES | 475 | 3,251,914 | 1,908,537 | (1,343,377) | (41%) |
| APPROPRIATIONS | | | | | |
| Services and Supplies | 327,917 | 1,682,742 | 1,908,537 | 225,795 | 13% |
| Other Charges | 0 | 51,953 | 0 | (51,953) | (100%) |
| TOTAL APPROPRIATIONS | 327,917 | 1,734,695 | 1,908,537 | 173,842 | 10% |
| NET COUNTY COST | 327,441 | (1,517,219) | 0 | 1,517,219 | (100%) |

DEPARTMENTAL PURPOSE

This budget was created during the construction of the Government Center Complex in downtown Fairfield. It was used to provide "bridge financing," and paid for project financing, oversight of project construction activities, and tracking and monitoring of project expenditures/revenues for the Government Center Complex (County Administrative Center, Probation Building, and Cogeneration Plant Expansion).

DEPARTMENT BUDGET SUMMARY

The budget was closed out in FY2010/11.

| DETAIL BY REVENUE CATEGORY AND APPROPRIATION CATEGORY | 2009/10 ACTUALS | 2010/11 ADOPTED BUDGET | 2011/12 CAO RECOMMENDED | FROM ADOPTED TO RECOMMENDED | PERCENT CHANGE |
|--|----------------------------|---------------------------------------|--|--|---------------------------|
| REVENUES | | | | | |
| Revenue From Use of Money/Prop | | 0 | 0 | 0 | 0% |
| Charges For Services | 63,104 | 0 | 0 | 0 | 0% |
| TOTAL REVENUES | 63,104 | 0 | 0 | 0 | 0% |
| APPROPRIATIONS | | | | | |
| Other Financing Uses | 291,644 | 0 | 0 | 0 | 0% |
| Residual Equity Transfers Out | 253,479 | 0 | 0 | 0 | 0% |
| TOTAL APPROPRIATIONS | 545,123 | 0 | 0 | 0 | 0% |
| NET COUNTY COST | 482,019 | 0 | 0 | 0 | 0% |

FUNCTION AND RESPONSIBILITY

This budget unit supports the construction and renovation of Health and Social Services (H&SS) facilities, including the Twin Campus Project and clinics and laboratories in Vallejo and Fairfield and the William J. Carroll Government Center in Vacaville. Projects are financed by a combination of funding sources including Tobacco Master Settlement Agreement Revenue, Public Facilities Fees, grants funds and other revenue sources.

DEPARTMENTAL SUMMARY

The Recommended Budget reflects revenues of \$257,743 and expenditures of \$419,640, resulting in an operating deficit of \$161,897. The operating deficit will be funded from fund balance.

The Recommended Budget includes \$13,000 in Contingencies, which can be found in budget unit 9149.

Appropriations for capital projects are approved when projects and project budgets are authorized by the Board. The appropriations are valid for the length of the projects and may cover multiple years. Changes in appropriations are submitted to the Board for approval.

The primary funding sources for Departmental FY2011/12 Recommended Budget are interest earnings of \$13,000 and Operating Transfers in of \$244,743 from Public Facilities Fees - H&SS to cover additional project costs.

The primary costs are \$244,140 in Administrative Overhead expenses mainly from charges for services provided by the Architectural Services Division and \$175,500 in Operating Transfers Out to cover the cost of the public art project for the William J. Carroll Government Center.

| DETAIL BY REVENUE CATEGORY AND APPROPRIATION CATEGORY | 2009/10 ACTUALS | 2010/11 ADOPTED BUDGET | 2011/12 CAO RECOMMENDED | FROM ADOPTED TO RECOMMENDED | PERCENT CHANGE |
|--|----------------------------|---------------------------------------|--|--|---------------------------|
| REVENUES | | | | | |
| Revenue From Use of Money/Prop | 54,532 | 37,500 | 13,000 | (24,500) | (65%) |
| Intergovernmental Rev State | 74,864 | 0 | 0 | 0 | 0% |
| Intergovernmental Rev Federal | 0 | 2,119,389 | 0 | (2,119,389) | (100%) |
| Other Financing Sources | 393,048 | 1,000,000 | 244,743 | (755,257) | (76%) |
| TOTAL REVENUES | 522,443 | 3,156,889 | 257,743 | (2,899,146) | (92%) |
| APPROPRIATIONS | | | | | |
| Services and Supplies | 1,421,181 | 0 | 0 | 0 | 0% |
| Other Charges | 26 | 0 | 244,140 | 244,140 | 0% |
| F/A Land | 8,750 | 0 | 0 | 0 | 0% |
| F/A Bldgs and Imprmts | 22,423,661 | 3,156,889 | 0 | (3,156,889) | (100%) |
| F/A Equipment | 2,009,047 | 0 | 0 | 0 | 0% |
| Other Financing Uses | 0 | 0 | 175,500 | 175,500 | 0% |
| TOTAL APPROPRIATIONS | 25,862,665 | 3,156,889 | 419,640 | (2,737,249) | (87%) |

SUMMARY OF SIGNIFICANT ADJUSTMENTS

Construction for the William J. Carroll Government Center, at a Board-approved cost of \$19,019,323, is scheduled to begin in June 2011 and continue through July 2012. The new Center will replicate the H&SS model for integrated services and provide space for a primary care, dental, mental health and substance abuse clinics, as well as offices for Employment, Eligibility, Special Investigations, Public Health Nursing, Child Welfare and Older and Disabled Adult Services. The 35,000 square-foot building is easily accessible through public transportation and located at a site that could become the future service hub for other public agencies. The consolidated campus will expand services to residents of North County.

On May 10, 2011, the Board approved a budget change to the Twin Campus project, closing out the construction for the 365 and 355 Tuolumne Street buildings, as well as the Fairfield Clinic and Laboratories located at 2201 Courage Drive. The remaining project for tenant improvements to the Court building at 321 Tuolumne Street in Vallejo will provide offices for the Probation Department and is scheduled for completion in FY2011/12.

FUNCTION AND RESPONSIBILITY

The Public Facilities Fees (PFF) budget is the conduit for receipt and distribution of Public Facilities fees collected and used for capital projects. The fees imposed on all new non-exempt construction within all incorporated and unincorporated areas of Solano County. The fees, set under the authority of Government Code Sections 66000-66009, were implemented through County Ordinance 1466 adopted on February 9, 1993. The purpose of the fees is to provide funding for expansion and/or new construction of County facilities required to accommodate new demands for the development of facilities needed to house government services in the County. Fees collected under the Ordinance provide funding for needs assessments, planning, designing, construction, lease-purchase, acquisition, improvements, fixed assets and furnishings for County services, including: jails, justice services, general administration, public and mental health services, public assistance services, County parks, libraries, and animal shelters.

The Department of General Services oversees the PFF program budget and is responsible for administering the disbursement of funds. The County Administrator's Office acts as the liaison between the County and the incorporated cities that collect the fees within city limits for the County.

DEPARTMENTAL SUMMARY

The Recommended Budget for Public Facilities Fees of \$4,162,417 represents an overall decrease of \$1,050,976 or 25.2% in revenues and a decrease of \$837,051 or 16.7% in expenditures when compared to its FY2010/11 Adopted Budget. As a result, the Public Facilities Fund Balance will decrease by \$1,049,001. The decrease in revenue is a factor the economic downturn and a reduction of construction projects throughout Solano County.

The Recommended Budget includes \$3,496,708 in Contingencies (budget unit 9124).

SIGNIFICANT CHALLENGES AND ACCOMPLISHMENTS

Solano County collects PFF fees for six categories: Countywide Public Protection, Health and Social Services, Library, General Government, Sheriff's Patrol and Investigation, and Courts. As outlined in both the Government Code and County Code, the PFF rates for FY2011/12 were unchanged from the FY2010/11 rates.

PENDING ISSUES AND POLICY CONSIDERATIONS

Government Code requires that the County evaluate the premises of the PFF at least every five years. The last five-year comprehensive nexus report was completed in 2007 (County of Solano 2007 Public Facilities Fee Update) with annual updates in 2008, 2009 and 2010. The next full analysis will be in FY2011/12 and will include recommendations as to what indices should be utilized to establish rates.

| DETAIL BY REVENUE CATEGORY AND APPROPRIATION CATEGORY | 2009/10 ACTUALS | 2010/11 ADOPTED BUDGET | 2011/12 CAO RECOMMENDED | FROM ADOPTED TO RECOMMENDED | PERCENT CHANGE |
|--|----------------------------|---------------------------------------|--|--|---------------------------|
| REVENUES | | | | | |
| Revenue From Use of Money/Prop | 249,605 | 26,263 | 52,537 | 26,274 | 100% |
| Charges For Services | 5,154,599 | 4,138,129 | 3,060,879 | (1,077,250) | (26%) |
| Residual Equity Transfers | 67,267 | 0 | 0 | 0 | 0% |
| TOTAL REVENUES | 5,471,471 | 4,164,392 | 3,113,416 | (1,050,976) | (25%) |
| APPROPRIATIONS | | | | | |
| Services and Supplies | 14,661 | 5,250 | 50,500 | 45,250 | 862% |
| Other Charges | 761,048 | 730,841 | 854,287 | 123,446 | 17% |
| Other Financing Uses | 19,628,228 | 4,263,377 | 3,257,630 | (1,005,747) | (24%) |
| TOTAL APPROPRIATIONS | 20,403,937 | 4,999,468 | 4,162,417 | (837,051) | (17%) |

FUNCTION AND RESPONSIBILITY

This budget unit was created to provide financing, oversight of project construction activities, and tracking and monitoring of project expenditures for the County's Juvenile Detention Center. The Juvenile Detention Center and allied projects were completed during FY2009/10, and the budget unit is closed.

| DETAIL BY REVENUE CATEGORY AND APPROPRIATION CATEGORY | 2009/10 ACTUALS | 2010/11 ADOPTED BUDGET | 2011/12 CAO RECOMMENDED | FROM ADOPTED TO RECOMMENDED | PERCENT CHANGE |
|--|----------------------------|---------------------------------------|--|--|---------------------------|
| REVENUES | | | | | |
| Charges For Services | 9,539 | 0 | 0 | 0 | 0% |
| TOTAL REVENUES | 9,539 | 0 | 0 | 0 | 0% |
| APPROPRIATIONS | | | | | |
| Residual Equity Transfers | 67,267 | 0 | 0 | 0 | 0% |
| TOTAL APPROPRIATIONS | 67,267 | 0 | 0 | 0 | 0% |

SUMMARY OF SIGNIFICANT ADJUSTMENTS

None.

DEPARTMENTAL PURPOSE

This budget unit receives and distributes funds originating in surcharges on fines and vehicle violations, which have been set aside for criminal justice facility needs.

FUNCTION AND RESPONSIBILITY

The Board of Supervisors established this Fund under Resolution No. 81-256, pursuant to California Government Code Section 76101, authorizing counties to establish a Criminal Justice Facilities Construction Fund to assist in the construction, reconstruction, expansion, improvement, operation or maintenance of county criminal justice and court facilities. Eligible facilities include jails, women's centers, detention facilities, juvenile halls and courtrooms. Government Code penalties on criminal fines and parking violations constitute the proceeds of the Fund, which includes no General Fund support.

DEPARTMENTAL BUDGET SUMMARY

The Recommended Budget of \$237,263 for the Criminal Justice Facility Temporary Construction Fund represents an overall decrease of \$101,981, or 21.6%, in revenues and a decrease of \$1,924,865, or 89%, in expenditures when compared to FY2010/11 Adopted Budget. The result is an increase in fund balance of \$132,296.

The decrease in expenditures is primarily due to the non-recurring nature of FY2010/11 expenditures, including \$2,152,938 appropriated for the Claybank Security Upgrade project.

The FY2011/12 Recommended Budget appropriates \$220,000 from this budget unit for replacement of the warehouse roof at the Claybank Adult Detention Facility.

The Recommended Budget also includes \$506,518 in Contingencies for this Fund, which can be found in budget unit 9119.

| DETAIL BY REVENUE CATEGORY AND APPROPRIATION CATEGORY | 2009/10 ACTUALS | 2010/11 ADOPTED BUDGET | 2011/12 CAO RECOMMENDED | FROM ADOPTED TO RECOMMENDED | PERCENT CHANGE |
|--|----------------------------|---------------------------------------|--|--|---------------------------|
| REVENUES | | | | | |
| Fines, Forfeitures, & Penalty | 33,119 | 28,068 | 24,955 | (3,113) | (11%) |
| Revenue From Use of Money/Prop Charges For Services | 24,278 | 9,708 | 3,516 | (6,192) | (64%) |
| | <u>529,539</u> | <u>433,764</u> | <u>341,088</u> | <u>(92,676)</u> | <u>(21%)</u> |
| TOTAL REVENUES | 586,935 | 471,540 | 369,559 | (101,981) | (22%) |
| APPROPRIATIONS | | | | | |
| Other Charges | 3,017 | 9,190 | 17,263 | 8,073 | 88% |
| Other Financing Uses | <u>400,000</u> | <u>2,152,938</u> | <u>220,000</u> | <u>(1,932,938)</u> | <u>(90%)</u> |
| TOTAL APPROPRIATIONS | 403,017 | 2,162,128 | 237,263 | (1,924,865) | (89%) |

SUMMARY OF SIGNIFICANT ADJUSTMENTS

None.

DEPARTMENTAL PURPOSE

The budget unit receives and distributes revenues received from surcharges on fines and vehicle violations, which have been set aside for facilities necessary to the operation of the courts.

FUNCTION AND RESPONSIBILITY

The Board of Supervisors established this Fund under Resolution #83-266, pursuant to California Government Code Section 76100, authorizing counties to establish a Courthouse Temporary Construction Fund to assist in the acquisition, rehabilitation, construction and financing of facilities necessary or incidental to the operation of the courts or the justice system. Government Code penalties on criminal fines and parking violations constitute the proceeds of the Fund, which includes no General Fund support.

The Department of General Services administers and disburses Fund monies, with concurrence of the Administrative Office of the Courts.

DEPARTMENTAL BUDGET SUMMARY

The Recommended Budget of \$407,204 for the Criminal Justice Facility Temporary Construction Fund represents an overall decrease of \$115,237, or 23.6%, in revenues and a decrease of \$1,311, or 0.3%, in expenditures when compared to FY2010/11 Adopted Budget. The result is to decrease fund balance by \$35,049.

The FY2011/12 Recommended Budget appropriates \$397,697 from this budget unit toward principal and interest on the 2002 Certificates of Participation issued for, among other purposes, improvements to the Central Utility Plant. This amount represents the share of Central Utility Plant costs attributable to support of the Superior Court.

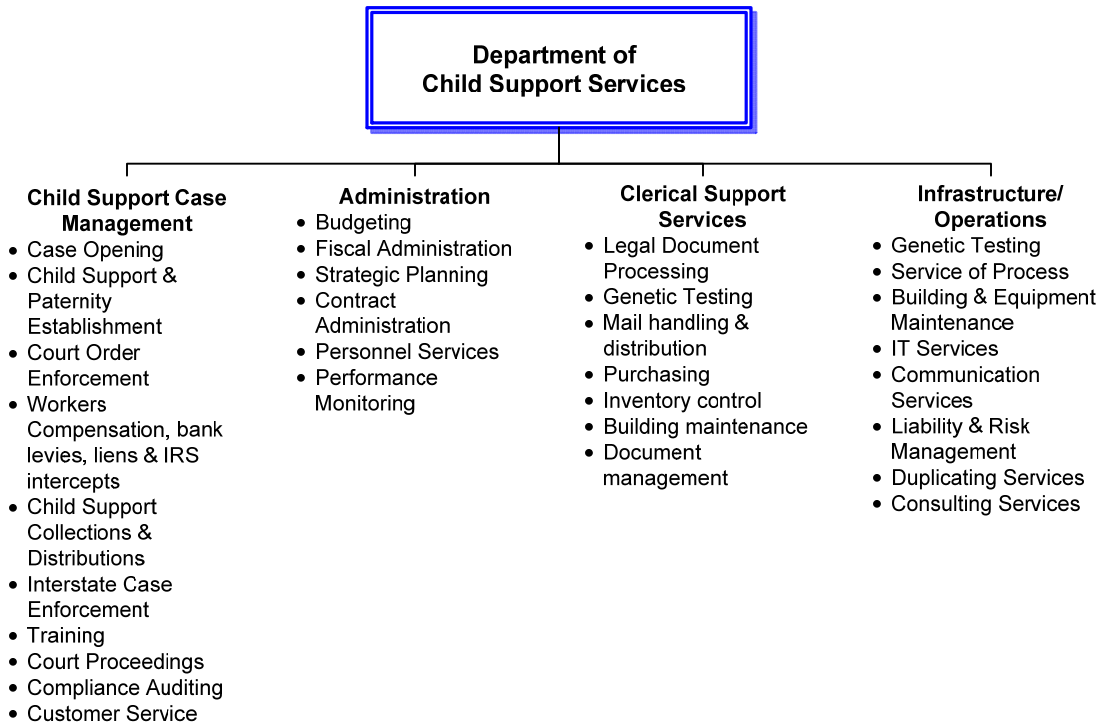
The Recommended Budget also includes \$662,171 in Contingencies for this Fund, which can be found in budget unit 9120.

| DETAIL BY REVENUE CATEGORY AND APPROPRIATION CATEGORY | 2009/10 ACTUALS | 2010/11 ADOPTED BUDGET | 2011/12 CAO RECOMMENDED | FROM ADOPTED TO RECOMMENDED | PERCENT CHANGE |
|--|----------------------------|---------------------------------------|--|--|---------------------------|
| REVENUES | | | | | |
| Fines, Forfeitures, & Penalty | 32,346 | 28,668 | 24,954 | (3,714) | (13%) |
| Revenue From Use of Money/Prop | 6,285 | 5,448 | 5,971 | 523 | 10% |
| Charges For Services | 529,569 | 453,276 | 341,230 | (112,046) | (25%) |
| TOTAL REVENUES | 568,200 | 487,392 | 372,155 | (115,237) | (24%) |
| APPROPRIATIONS | | | | | |
| Other Charges | 3,004 | 9,190 | 9,507 | 317 | 3% |
| Other Financing Uses | 399,764 | 399,325 | 397,697 | (1,628) | (0%) |
| TOTAL APPROPRIATIONS | 402,768 | 408,515 | 407,204 | (1,311) | (0%) |

SUMMARY OF SIGNIFICANT ADJUSTMENTS

None.

This Page Intentionally Left Blank



DEPARTMENTAL PURPOSE

Under provisions of Title IV-D of the Federal Social Security Act, the Department of Child Support Services (DCSS) is responsible for providing child support establishment and enforcement services in the county.

| Budget Summary: | |
|--|------------|
| FY2010/11 Third Quarter Projection: | 12,059,783 |
| FY2011/12 Recommended: | 12,456,981 |
| County General Fund Contribution: | 0 |
| Percent County General Fund Supported: | 0.0% |
| Total Employees (FTEs): | 105.0 |

FUNCTION AND RESPONSIBILITIES

California Family Code §17000 et seq and State regulations mandate that the Solano County DCSS provide a variety of child support related services, including: establishing paternity (legal fatherhood), locating parents and their assets, requesting child support and medical support orders from the Court, enforcing child support orders utilizing appropriate enforcement tools, modifying child support orders, working with the State Disbursement Unit to collect and distribute child support, and instituting a complaint resolution and formal hearing process. The Department also provides a variety of administrative and support services, including strategic planning, budgeting, performance measurement, fiscal administration, training, implementation of automated systems, public education and outreach, and contract administration.

SIGNIFICANT CHALLENGES AND ACCOMPLISHMENTS

Significant Accomplishments:

- Increased distributed collections by more than \$1 million compared to Federal fiscal year (FFY) 2009/10.
- Improved Solano County's statewide performance ranking from 33 in FFY2008/09 to 16 in FFY2009/10, reflecting considerable improvement in the Department's efficiency and effectiveness in providing services.

- Significantly reduced customer wait times and call abandonment rate by transferring DCSS customer calls to a regional child support call center, consistent with the State's efforts to centralize and regionalize child support functions.

WORKLOAD INDICATORS

- During the period of July 1, 2009 through June 30, 2010, the Department of Child Support Services opened and administered 3,410 new child support cases. The Department manages approximately 20,000 Solano County child support cases.
- During the same 12-month period, paternity was established for 2,335 children, and 92.3% of all cases had child support orders established.

| DETAIL BY REVENUE AND APPROPRIATION FUNCTIONAL AREA | 2009/10 ACTUALS | 2010/11 ADOPTED BUDGET | 2011/12 CAO RECOMMENDED | FROM ADOPTED TO RECOMMENDED | PERCENT CHANGE |
|--|------------------------|-------------------------------|--------------------------------|------------------------------------|-----------------------|
| REVENUES | | | | | |
| Child Support Case Management | 409 | 0 | 0 | 0 | 0% |
| Administration | 0 | 0 | 0 | 0 | 0% |
| Clerical Support Services | 189 | 0 | 0 | 0 | 0% |
| Infrastructure/Operations | 11,753,873 | 12,201,293 | 12,197,814 | (3,479) | (0%) |
| TOTAL REVENUES | 11,754,471 | 12,201,293 | 12,197,814 | (3,479) | (0%) |
| APPROPRIATIONS | | | | | |
| Child Support Case Management | 6,472,352 | 7,117,109 | 7,340,376 | 223,267 | 3% |
| Administration | 409,320 | 420,657 | 427,473 | 6,816 | 2% |
| Clerical Support Services | 2,752,339 | 2,729,934 | 2,839,666 | 109,732 | 4% |
| Infrastructure/Operations | 2,098,096 | 2,193,760 | 1,849,466 | (344,294) | (16%) |
| TOTAL APPROPRIATIONS | 11,732,107 | 12,461,460 | 12,456,981 | (4,479) | (0%) |
| FUND BALANCE AVAILABLE | | | | | |
| Child Support Case Management | 6,471,943 | 7,117,109 | 7,340,376 | 223,267 | 3% |
| Administration | 409,320 | 420,657 | 427,473 | 6,816 | 2% |
| Clerical Support Services | 2,752,150 | 2,729,934 | 2,839,666 | 109,732 | 4% |
| Infrastructure/Operations | (9,655,777) | (10,007,533) | (10,348,348) | (340,815) | 3% |
| TOTAL FUND BALANCE AVAILABLE | (22,364) | 260,167 | 259,167 | (1,000) | (0%) |
| STAFFING | | | | | |
| Child Support Case Management | 73 | 73 | 72 | (1) | (1%) |
| Administration | 2 | 2 | 2 | 0 | 0% |
| Clerical Support Services | 32 | 32 | 31 | (1) | (3%) |
| Infrastructure/Operations | 0 | 0 | 0 | 0 | 0% |
| TOTAL STAFFING | 107 | 107 | 105 | (2) | (2%) |

DEPARTMENTAL BUDGET SUMMARY

The Recommended Budget of \$12,456,981 for DCSS represents decreases of \$3,479 in revenues and \$4,479 in expenditures when compared to FY2010/11 Adopted Budget. There is no General Fund cost for this program.

DCSS is funded entirely from State and Federal revenues. Revenues have remained relatively stable during the past several years. However, labor costs (including benefits), which comprise approximately 82% of the Department's total budget, continue to increase each year. Meanwhile, demand for services remains steady. To meet the growing demand and mitigate the impact of rising costs, DCSS participates in shared services agreements, such as regional call centers, with other local child support agencies in California. Shared services models enable counties to achieve economies of scale, thereby delivering services more efficiently and cost effectively. The Department will continue this arrangement in FY2011/12 by continuing to participate in a regional call center at no cost to Solano County DCSS.

The Department's FY2011/12 budget includes a \$320,461 increase, when compared to FY2010/11, in Salaries and Benefits due primarily to increases in retirement, health insurance, workers compensation and unemployment insurance costs. Also included

is a part-time extra-help Child Support Specialist to assist with enforcement casework and an extra-help Office Assistant II position to assist with mail processing, reception, document imaging, and other existing clerical duties. These positions will support the Department in more effectively meeting their current and anticipated requirements.

Services and Supplies are \$228,389 less than budgeted in FY2010/11. The Department's building lease expenses are reduced by \$90,000 as a result of renegotiating the lease. Special technology related projects are not included, resulting in \$112,348 savings. Other cost reductions are included for education and training, travel, central data processing charges, liability insurance, communication expenses, and office supplies. Decreases in services and supplies costs are partially offset by a modest increase in risk management insurance costs.

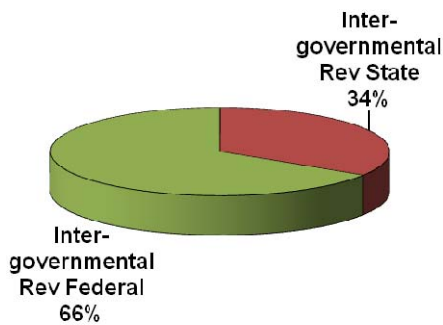
Contracted services of \$167,750 includes the following: \$90,000 for legal service of process, \$20,000 for genetic testing services to establish paternity, \$26,280 for janitorial services, \$30,000 for consulting services to develop department-wide work assessment tools for quality assurance and improved performance, and \$1,470 for employment and income verification services.

No purchases of fixed assets are included in the Department's FY2011/12 budget.

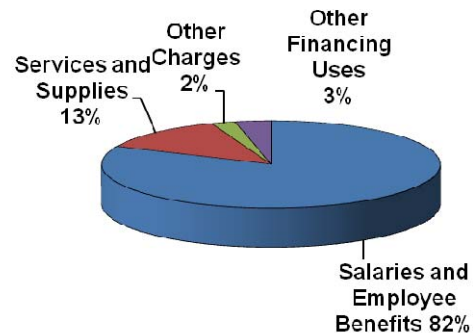
DEPARTMENT COMMENTS

The Department has had no major program reductions or changes.

SOURCE OF FUNDS



USE OF FUNDS



| DETAIL BY REVENUE CATEGORY AND APPROPRIATION CATEGORY | 2009/10 ACTUALS | 2010/11 ADOPTED BUDGET | 2011/12 CAO RECOMMENDED | FROM ADOPTED TO RECOMMENDED | PERCENT CHANGE |
|---|--------------------|------------------------------|-------------------------------|-----------------------------------|-------------------|
| REVENUES | | | | | |
| Revenue From Use of Money/Prop | 8,741 | 7,979 | 4,500 | (3,479) | (44%) |
| Intergovernmental Rev State | 4,878,321 | 4,145,727 | 4,145,727 | 0 | 0% |
| Intergovernmental Rev Federal | 6,866,955 | 8,047,587 | 8,047,587 | 0 | 0% |
| Misc Revenue | 266 | 0 | 0 | 0 | 0% |
| Other Financing Sources | 189 | 0 | 0 | 0 | 0% |
| TOTAL REVENUES | 11,754,471 | 12,201,293 | 12,197,814 | (3,479) | (0%) |
| APPROPRIATIONS | | | | | |
| Salaries and Employee Benefits | 9,379,651 | 9,860,359 | 10,180,820 | 320,461 | 3% |
| Services and Supplies | 1,684,216 | 1,792,420 | 1,564,031 | (228,389) | (13%) |
| Other Charges | 416,794 | 404,520 | 285,489 | (119,031) | (29%) |
| Other Financing Uses | 251,447 | 404,161 | 426,641 | 22,480 | 6% |
| TOTAL APPROPRIATIONS | 11,732,108 | 12,461,460 | 12,456,981 | (4,479) | (0%) |
| FUND BALANCE AVAILABLE | (22,363) | 260,167 | 259,167 | (1,000) | (0%) |

SUMMARY OF SIGNIFICANT ADJUSTMENTS

In the current fiscal year, State and Federal revenues allocated to the child support program are expected to remain the same as FY2010/11. Therefore, no significant adjustments are included in the Department's budget.

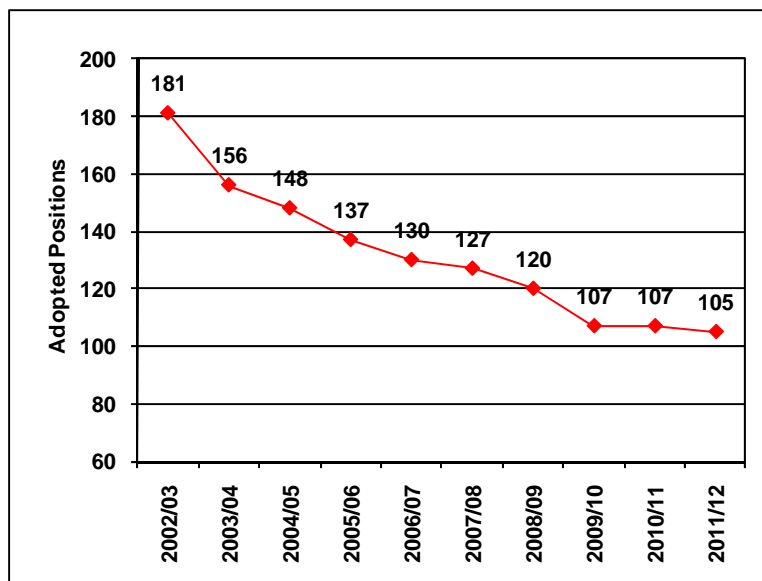
SUMMARY OF POSITION CHANGES

The following positions participated in the PARS Supplemental Retirement and have been deleted:

- 1.0 FTE Accounting Clerk III
- 1.0 FTE Senior Child Support Specialist

The Recommended Budget includes reclassifying an allocated Office Supervisor position, which is currently underfilled, to that of an Office Coordinator classification. The reclassification will appropriately reflect the job duties being performed.

STAFFING TREND



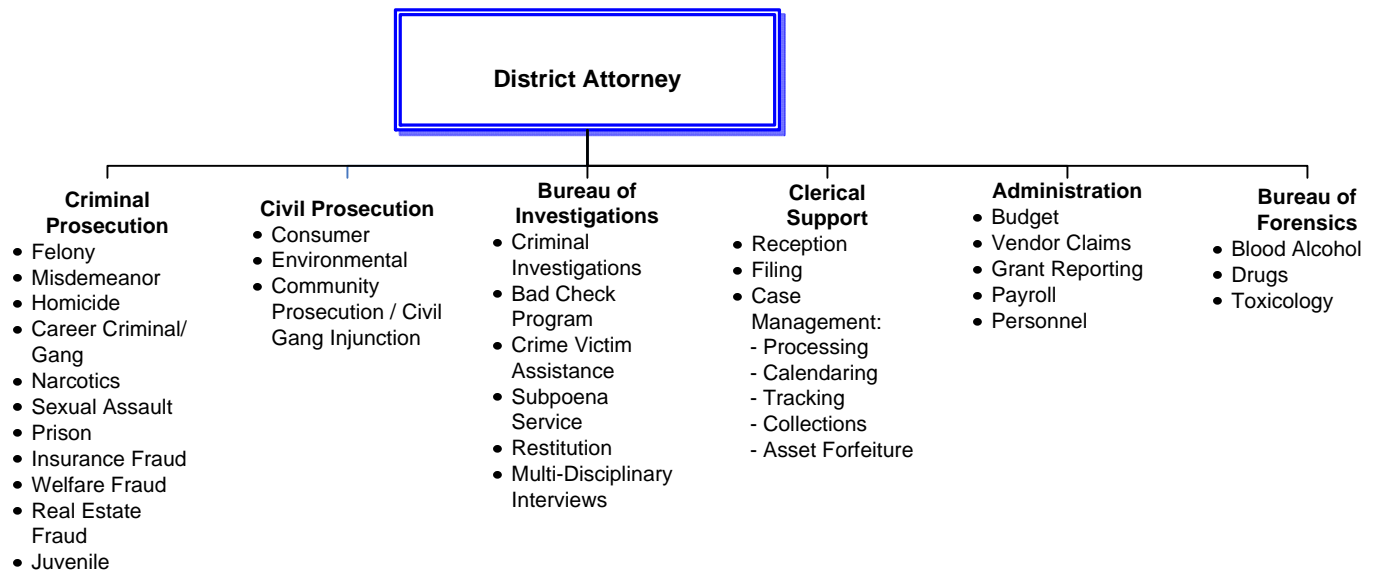
PENDING ISSUES AND POLICY CONSIDERATIONS

The State of California DCSS's Strategic Plan includes goals for improving California's national ranking to more successfully compete for Federal incentive funding. A key component of the Plan is to increase cost effectiveness by instituting administrative program changes, centralizing case management functions and regionalization or "sharing" resources between counties. To that end, the State DCSS is conducting a study of local child support agency operations to identify efficiencies that would improve statewide performance. The study, which is scheduled for completion in June 2011, is expected to include recommendations for regionalization and increased shared service models, as well as agency staffing standards. Findings and recommendations from the study may impact future local operations and funding.

With respect to State Budget initiatives, the Governor's budget proposes to suspend the county share of public assistance collections for FY2011/12, redirecting the revenue to the State General Fund. Currently, counties are entitled to retain 2.5% of public assistance collections, estimated at \$394,000 for Solano County. These funds are distributed to the Departments of Health and Social Services and Probation and will result in no impact to the DCSS budget.

The Governor proposes to realign several public safety and health and human services programs, including child support. Child Support Services will be included in Phase II discussions expected to commence in June 2011. While the impacts and risks of realignment are unknown at this time, Solano DCSS is actively participating in the Child Support Directors Association (CSDA) Realignment Committee to identify issues to ensure the County's future needs and interests are served.

The President's 2012 budget includes several legislative proposals to continue a commitment of vigorous child support enforcement, a continuous emphasis on program outcomes and efficiency, and provisions to help further encourage fathers to take responsibility for their children and to promote strong family relationships.



DEPARTMENTAL PURPOSE

The District Attorney is the County's public prosecutor and chief law enforcement official, initiating and conducting, on behalf of the people, all prosecutions for public offenses.

| Budget Summary: | |
|--|------------|
| FY2010/11 Third Quarter Projection: | 19,349,368 |
| FY2011/12 Recommended: | 18,084,553 |
| County General Fund Contribution: | 10,554,364 |
| Percent County General Fund Supported: | 58.3% |
| Total Employees (FTEs): | 106.5 |

FUNCTION AND RESPONSIBILITIES

Headed by the elected District Attorney, as set forth in both the California Constitution and Government Code Section 26500, the District Attorney's Office is responsible for assisting law enforcement and other public agencies in the prosecution of those cases which can be proven beyond a reasonable doubt. The District Attorney carries out these responsibilities through various bureaus including: major crimes, general felony and misdemeanors, career criminal, narcotics, fraud prosecutions, prison crimes, and civil prosecutions. The Office also provides county law enforcement agencies with forensic laboratory services and evidence collection and storage in support of criminal offense prosecution. Additionally, the District Attorney may sponsor, supervise, or participate in any project or program to improve the administration of justice. Through these efforts the District Attorney's Office pursues its mission to achieve justice for victims and to protect the community.

SIGNIFICANT CHALLENGES AND ACCOMPLISHMENTS

Accomplishments include:

- The forensic lab is fully operational in the areas of alcohol analysis by CCR Title 17 in blood, breath and urine, controlled substance analysis, and toxicology screening confirmation in blood and urine. By the end of FY2011/12, the Bureau of Forensic Services will apply for and schedule an accreditation visit from the American Society of Crime Laboratory Directors.
- The District Attorney's administrative staff, in conjunction with the restitution paralegal, office support staff, and the software vendor for the Bad Check Program, developed an automated system for tracking restitution and misdemeanor diversion payments, and issuing checks to restitution victims in misdemeanor prosecutions.
- The District Attorney's Office has successfully completed an interface with Documentum and the CRIMES database to image and store law enforcement reports, complaints, subpoenas and other legal documents into one central source for computer retrieval by office personnel through the CRIMES database.

- The Office continues implementing the Real DUI Court in the Schools Program throughout Solano County so that students are more informed about the judicial process as well as the various issues presented at the hearing. The department anticipates by December 2011 a total of 11 trials will be held in the different high schools within the county since July 2010.

Challenges include:

- The most difficult challenge in FY2011/12 will be the ongoing reorganization of the District Attorney's Office in adaptation to decreased revenues and reduced staff, an effort which began in FY2010/11 under the newly-elected District Attorney.

WORKLOAD INDICATORS

- During the period January 2009 – February 2011, the District Attorney's legal team of 50 attorneys prosecuted over 15,500 cases.
- During the period January 2009 – February 2011, the District Attorney's Diversion Program processed approximately 1,200 people.

| DETAIL BY REVENUE AND APPROPRIATION FUNCTIONAL AREA | 2009/10 ACTUALS | 2010/11 ADOPTED BUDGET | 2011/12 CAO RECOMMENDED | FROM ADOPTED TO RECOMMENDED | PERCENT CHANGE |
|--|------------------------|-------------------------------|--------------------------------|------------------------------------|-----------------------|
| REVENUES | | | | | |
| Criminal Prosecution | 19,094,121 | 17,915,792 | 16,965,070 | (950,722) | (5%) |
| Civil Prosecution | 896,144 | 874,559 | 764,483 | (110,076) | (13%) |
| Investigations | 144,018 | 0 | 0 | 0 | 0% |
| Clerical Support | 0 | 0 | 0 | 0 | 0% |
| Administration | 0 | 156,000 | 140,000 | (16,000) | (10%) |
| Bureau of Forensics | 327,992 | 257,000 | 215,000 | (42,000) | (16%) |
| TOTAL REVENUES | 20,462,275 | 19,203,351 | 18,084,553 | (1,118,798) | (6%) |
| APPROPRIATIONS | | | | | |
| Criminal Prosecution | 11,856,804 | 10,619,325 | 10,727,598 | 108,273 | 1% |
| Civil Prosecution | 896,676 | 874,559 | 764,483 | (110,076) | (13%) |
| Investigations | 3,705,251 | 3,755,220 | 2,354,375 | (1,400,845) | (37%) |
| Clerical Support | 2,778,938 | 2,947,628 | 2,799,948 | (147,680) | (5%) |
| Administration | 185,263 | 156,419 | 518,107 | 361,688 | 231% |
| Bureau of Forensics | 517,515 | 850,200 | 920,042 | 69,842 | 8% |
| TOTAL APPROPRIATIONS | 19,940,447 | 19,203,351 | 18,084,553 | (1,118,798) | (6%) |
| GENERAL FUND CONTRIBUTION | | | | | |
| Criminal Prosecution | 11,973,045 | 10,595,241 | 10,554,634 | (40,607) | (0%) |
| Civil Prosecution | 0 | 0 | 0 | 0 | 0% |
| Investigations | 0 | 0 | 0 | 0 | 0% |
| Clerical Support | 0 | 0 | 0 | 0 | 0% |
| Administration | 0 | 0 | 0 | 0 | 0% |
| Bureau of Forensics | 0 | 0 | 0 | 0 | 0% |
| TOTAL GENERAL FUND CONTRIBUTION | 11,973,045 | 10,595,241 | 10,554,634 | (40,607) | (0%) |
| STAFFING | | | | | |
| Criminal Prosecution | 53.5 | 50.0 | 48.5 | (1.5) | (3%) |
| Civil Prosecution | 8.0 | 6.5 | 4.5 | (2.0) | (31%) |
| Investigations | 34.5 | 29.0 | 16.0 | (13.0) | (45%) |
| Clerical Support | 32.0 | 30.0 | 27.0 | (3.0) | (10%) |
| Administration | 7.0 | 1.5 | 4.5 | 3.0 | 200% |
| Bureau of Forensics | 6.0 | 6.0 | 6.0 | 0.0 | 0% |
| TOTAL STAFFING | 141 | 123 | 106.5 | (16.5) | (13%) |

DEPARTMENTAL BUDGET SUMMARY

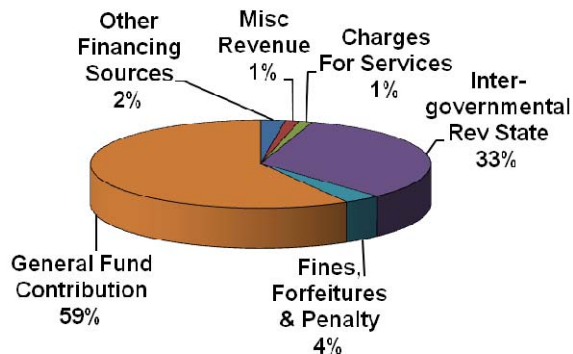
The Office's primary funding source is Proposition 172 Public Safety Sales Tax, enacted in 1993 and receipt of which is linked directly to economic activity statewide. The budget also relies on grants, drawdowns from restricted trust funds and a General Fund contribution to balance expenditures with revenues. During the current financial crisis, many revenue sources have proven unstable, and the statewide public safety VLF augmentation is due to expire on June 30, 2011. In meeting this challenge, the Office has and will continue to minimize costs by reducing various services and programs provided and aggressively seeking grants and other sources of funding to enhance revenue.

The Office's primary cost centers are the Criminal Prosecution Division, Clerical, Investigations, Civil Division and Bureau of Forensics Services.

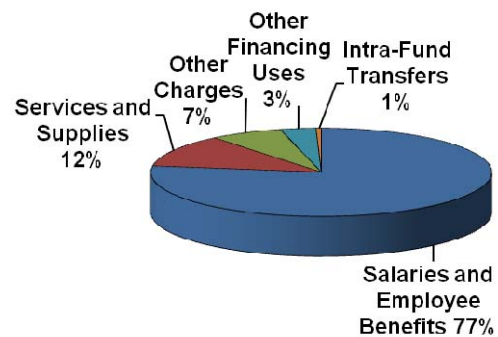
The Office's contracts are minimal, including: \$37,500 for Phlebotomy services for blood draws and court testimony; \$18,675 for Ciber, Inc. for CRIMES software database maintenance including the Documentum interface change; \$18,000 for Lexis-Nexis (Bureau 6513) for on-line legal research database; and \$15,000 for the Center of Intervention (Bureau 6520) for educational classes for first and repeat bad check offenders.

The Office has been advised by DOIT that 81 of its computers are subject to replacement based upon their age and operating systems. The FY2011/12 budget includes \$55,000 to begin that process and maintain an appropriate security level.

SOURCE OF FUNDS



USE OF FUNDS



| DETAIL BY REVENUE CATEGORY AND APPROPRIATION CATEGORY | 2009/10 ACTUALS | 2010/11 ADOPTED BUDGET | 2011/12 CAO RECOMMENDED | FROM ADOPTED TO RECOMMENDED | PERCENT CHANGE |
|--|----------------------------|---------------------------------------|--|--|---------------------------|
| REVENUES | | | | | |
| Fines, Forfeitures, & Penalty | 493,389 | 1,130,559 | 630,145 | (500,414) | (44%) |
| Revenue From Use of Money/Prop | 107 | 0 | 0 | 0 | 0% |
| Intergovernmental Rev State | 6,412,504 | 6,701,388 | 5,999,200 | (702,188) | (10%) |
| Intergovernmental Rev Federal | 19,223 | 42,000 | 0 | (42,000) | (100%) |
| Intergovernmental Rev Other | 50,000 | 50,000 | 0 | (50,000) | (100%) |
| Charges For Services | 449,960 | 243,216 | 233,736 | (9,480) | (4%) |
| Misc Revenue | 249,088 | 269,947 | 242,500 | (27,447) | (10%) |
| Other Financing Sources | 814,958 | 171,000 | 424,338 | 253,338 | 148% |
| General Fund Contribution | 11,973,045 | 10,595,241 | 10,554,634 | (40,607) | (0%) |
| TOTAL REVENUES | 20,462,275 | 19,203,351 | 18,084,553 | (1,118,798) | (6%) |
| APPROPRIATIONS | | | | | |
| Salaries and Employee Benefits | 15,541,145 | 14,632,899 | 13,968,566 | (664,333) | (5%) |
| Services and Supplies | 2,441,517 | 2,181,548 | 2,163,199 | (18,349) | (1%) |
| Other Charges | 1,406,589 | 1,622,337 | 1,247,083 | (375,254) | (23%) |
| F/A Equipment | 14,765 | 4,500 | 4,500 | 0 | 0% |
| Other Financing Uses | 425,902 | 655,052 | 611,205 | (43,847) | (7%) |
| Intra-Fund Transfers | 110,529 | 107,015 | 90,000 | (17,015) | (16%) |
| TOTAL APPROPRIATIONS | 19,940,447 | 19,203,351 | 18,084,553 | (1,118,798) | (6%) |
| NET COUNTY COST | (521,828) | 0 | 0 | 0 | 0% |

SUMMARY OF SIGNIFICANT ADJUSTMENTS

In response to the FY2011/12 budget targets, the Office has decreased its expenditures by \$1,118,798. Of this amount, \$664,333 is the net of a 14.88 FTE reduction in staff allocations, partially offset by increases in personnel costs, including employee benefits, and a reduction of \$375,254 in Countywide Administrative Overhead charges. An additional \$43,847 in savings resulted from decreases in allocated Pension Obligation Bond charges.

Similarly, revenues declined by a total of \$1,118,798, of which \$1,078,191 was non-General Fund dollars and \$40,607 was General Fund support. The reduction in Non-General Fund revenues includes a loss of \$794,188 in Intergovernmental Revenues, attributable in part to the June 30, 2011 expiration of the 0.15% VLF surcharge for public protection. A \$500,414 reduction in Fines, Forfeitures and Penalties results primarily from recognizing and transferring in DA Special Revenue Fund monies at the budget's outset, rather than during the fiscal year as was the practice prior to FY2010/11. Applied to the costs of consumer affairs and protection cases, these monies are now counted as Transfers In, and are part of the Other Financing Sources increase of \$212,731.

As noted, the Office has significantly reduced its workforce to achieve the savings required, and will eliminate both the Cold Case Investigative Unit and the Auto Theft Task Force Investigative Unit as part of its ongoing reorganization strategy to minimize the General Fund impact of other revenue losses.

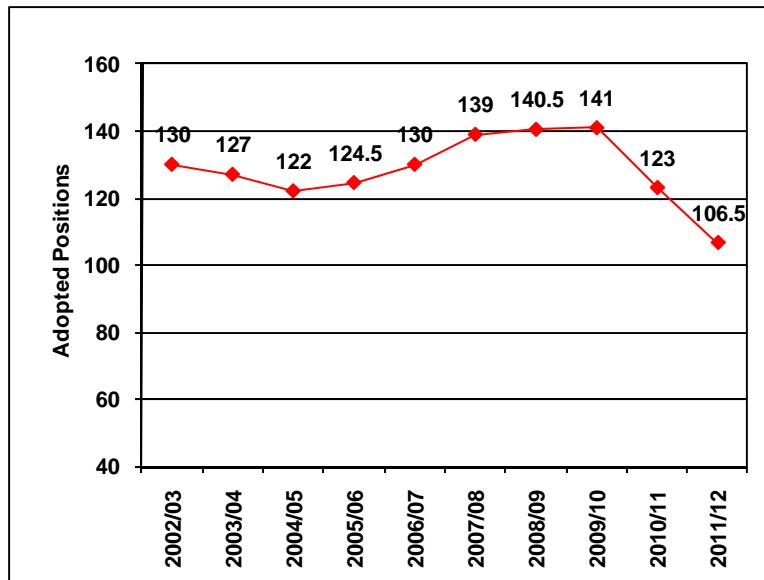
SUMMARY OF POSITION CHANGES

The Office has decreased its positions from 123 FTE in FY2010/11 to 106.5 FTE in FY2011/12.

- In August 2010, 1.0 FTE vacant Victim Witness Assistant position was deleted.
- In January 2011, 1.0 FTE vacant Assistant District Attorney was deleted.
- In January 2011, 1.0 FTE Senior Staff Analyst position was created.
- In January 2011, 1.0 FTE Chief Deputy District Attorney position was created.
- In April 2011, the following net reductions occurred as a result of retirements under the PARS incentive:
 - 1.0 FTE Deputy District Attorney V

- 0.5 FTE Deputy District Attorney IV
- 2.0 FTE Legal Secretaries
- 3.0 FTE Legal Procedures Clerks
- 2.0 FTE Criminal Investigators
- The FY2011/12 Recommended Budget includes the following position deletions:
 - 7.0 FTE Deputy District Attorney I - IV
 - 1.0 FTE Deputy District Attorney IV

STAFFING TREND



PENDING ISSUES AND POLICY CONSIDERATIONS

As part of the countywide effort to reduce the structural deficit, the Office accepted all 11 of its employees' applications for the FY2010/11 PARS Supplementary Retirement Plan. The Office will accordingly restructure its organization and functions. The Office, however, is concerned about the impact of its reduced workforce on the current caseload. Any significant increase in enforcement activity, whether by local initiative or as a result of State action on criminal justice realignment, will further tax the Office's reduced workforce.

Donald A. du Bain, District Attorney
Summary of Other Administered Budget

6500-District Attorney
Judicial

| DETAIL BY REVENUE AND APPROPRIATION OTHER ADMINISTERED BUDGETS | 2009/10 ACTUALS | 2010/11 ADOPTED BUDGET | 2011/12 CAO RECOMMENDED | FROM ADOPTED TO RECOMMENDED | PERCENT CHANGE |
|---|----------------------------|---------------------------------------|--|--|---------------------------|
| REVENUES | | | | | |
| 4100-DA Special Revenue Fund | 1,067,295 | 58,838 | 483,176 | 424,338 | 721% |
| APPROPRIATIONS | | | | | |
| 4100-DA Special Revenue Fund | 648,295 | 58,838 | 481,608 | 422,770 | 719% |
| NET COUNTY COST | (419,000) | 0 | (1,568) | (1,568) | 0% |

The Department's respective 'other' budget units follow.

FUNCTION AND RESPONSIBILITY

This fund provides a funding source for the investigation, detection and prosecution of crime, including drug use and gang activity, consumer protection and environmental protection.

This budget is under the direction of the District Attorney and is divided into three principal budgetary divisions. No General Fund monies are included in this budget.

- Division 4101 – DA Narcotic Asset Forfeiture Fund- Pursuant to the California Health and Safety Code Section 11489, the sources of revenue for this fund are cash and proceeds from the sale of seized property which has been used or obtained through illegal narcotics trafficking, including vehicles, boats and real estate. Asset forfeiture proceeds provide a source of funding for general investigation, training and all aspects involving the prosecution of crimes.
- Division 4102 – DA Consumer Protection Fund – Pursuant to the provisions of the California Business and Professions Code, court-ordered fines and forfeitures accrue to this fund for the support of general investigation and all aspects involving the prosecution of consumer protection cases.
- Division 4103 – DA Environmental Protection Fund – California Health and Safety Code Section 25192 provides that a percentage of fines levied against the commission of environmental offenses be provided to the prosecuting agency bringing the action. The District Attorney has established this division of the DA Special Revenue Fund to provide a funding source in support of general investigation and all aspects involving the investigation and prosecution of environmental crimes.

| DETAIL BY REVENUE CATEGORY AND APPROPRIATION CATEGORY | 2009/10 ACTUALS | 2010/11 ADOPTED BUDGET | 2011/12 CAO RECOMMENDED | FROM ADOPTED TO RECOMMENDED | PERCENT CHANGE |
|--|----------------------------|---------------------------------------|--|--|---------------------------|
| REVENUES | | | | | |
| Fines, Forfeitures, & Penalty | 1,046,918 | 52,838 | 477,176 | 424,338 | 803% |
| Revenue From Use of Money/Prop | 19,878 | 6,000 | 6,000 | 0 | 0% |
| Charges For Services | 499 | 0 | 0 | 0 | 0% |
| TOTAL REVENUES | 1,067,295 | 58,838 | 483,176 | 424,338 | 721% |
| APPROPRIATIONS | | | | | |
| Services and Supplies | 2,625 | 55,500 | 55,500 | 0 | 0% |
| Other Charges | 0 | 3,338 | 1,770 | (1,568) | (47%) |
| Other Financing Uses | 645,670 | 0 | 424,338 | 424,338 | 0% |
| TOTAL APPROPRIATIONS | 648,295 | 58,838 | 481,608 | 422,770 | 719% |
| NET COUNTY COST | (419,000) | 0 | (1,568) | (1,568) | 0% |

SUMMARY OF SIGNIFICANT ADJUSTMENTS

- **Division 4101** - The Office anticipates programmatic service reductions due to staffing issues and the steep learning curve in this area of law.
- **Division 4102** – The Office currently has a balance of \$891,759 in its Consumer Protection Fund. The FY2011/12 Recommended Budget would apply \$424,338 of Fund Balance to the Office's consumer protection unit costs, rather than requiring such a transfer to take place after fiscal year-end.
- **Division 4103** – The Office anticipates minimal revenues in this division at this time. However, three significant hazardous waste disposal cases are now pending. Should the Office realize any additional fines, fees or penalties through closure of these cases during FY2011/12, an appropriation transfer request will be submitted to recognize and receive the revenue.



- Public Defender**
- Felony Division
 - Misdemeanor Division
 - Juvenile Delinquency
 - Juvenile Dependency
 - Civil
 - Sexually Violent Predators
 - Contempts
 - Dependency

DEPARTMENTAL PURPOSE

The Public Defender's Office provides legal representation for indigents accused of criminal conduct, or who are in danger of losing a substantial right. In its 1963 *Gideon v. Wainright* decision, the United States Supreme Court found a Sixth Amendment right to counsel for criminal defendants unable to afford their own attorney.

| Budget Summary: | |
|--|-----------|
| FY2010/11 Third Quarter Projection: | 9,817,936 |
| FY2011/12 Recommended: | 9,941,333 |
| County General Fund Contribution: | 9,600,747 |
| Percent County General Fund Supported: | 96.6% |
| Total Employees (FTEs): | 52.0 |

FUNCTION AND RESPONSIBILITIES

Like most California counties, Solano County fulfills its Constitutional mandate by means of a Public Defender's Office, established in 1968, pursuant to Government Code Sections 27700-27712 and Penal Code Section 987.2.

The Public Defender maintains offices in Fairfield and Vallejo, where Superior Court proceedings are held. The scope of representation includes all phases of criminal litigation from arraignment through post-conviction proceedings. As appropriate to each client, legal issues are researched, investigations are conducted, written motions are prepared, and oral presentations are made in all court hearings, including court and jury trials.

Most of the Public Defender's clients are adults and juveniles accused of criminal offenses ranging from traffic misdemeanors to serious felonies, including capital offenses. Some cases involve representation of clients for family civil contempt, the failure to provide for a child or children. The Civil Unit provides competent legal representation to individuals threatened with conservatorship proceedings. In addition, the Public Defender represents parents in Dependency Court cases brought under Welfare and Institutions Code Section 300, pursuant to a contract with the Administrative Office of the Courts.

SIGNIFICANT CHALLENGES AND ACCOMPLISHMENTS

- Represented nearly 12,000 clients in 2010.
- Collaborated with the Probation Department and the Health and Social Services Department in implementing and enhancing the Adult Drug Court program.
- Investigations served nearly 1,700 subpoenas in FY2009/10, and nearly 1,200 during FY2010/11 to date.

WORKLOAD INDICATORS

- Relying on a legal team of 34 attorneys, in the year 2010 the Public Defender's office represented 3,568 felony clients, 6,941 misdemeanor clients and 737 juvenile clients.

| DETAIL BY REVENUE AND APPROPRIATION FUNCTIONAL AREA | 2009/10 ACTUALS | 2010/11 ADOPTED BUDGET | 2011/12 CAO RECOMMENDED | FROM ADOPTED TO RECOMMENDED | PERCENT CHANGE |
|--|------------------------|-------------------------------|--------------------------------|------------------------------------|-----------------------|
| REVENUES | | | | | |
| Public Defender | 10,742,664 | 9,943,205 | 9,941,333 | (1,872) | (0%) |
| TOTAL REVENUES | 10,742,664 | 9,943,205 | 9,941,333 | (1,872) | (0%) |
| APPROPRIATIONS | | | | | |
| Public Defender | 10,724,778 | 9,943,205 | 9,941,333 | (1,872) | (0%) |
| TOTAL APPROPRIATIONS | 10,724,778 | 9,943,205 | 9,941,333 | (1,872) | (0%) |
| NET CHANGE | | | | | |
| Public Defender | (17,886) | 0 | 0 | 0 | 0% |
| TOTAL NET CHANGE | (17,886) | 0 | 0 | 0 | 0% |
| STAFFING | | | | | |
| Public Defender | 66 | 56 | 52 | (4) | (7%) |
| TOTAL STAFFING | 66 | 56 | 52 | (4) | (7%) |

DEPARTMENTAL BUDGET SUMMARY

The Recommended Budget of \$9,941,333 for the Public Defender represents overall decreases of \$1,872, or 0.1%, in revenues and expenditures when compared to FY2010/11 Adopted Budget. The FY2011/12 General Fund Contribution increased by \$291,429, or 3.1%.

The Department's primary funding source is the General Fund. Under the current financial crisis, revenues countywide continue declining. To meet this challenge, and minimize costs, the Department has eliminated services and programs that are not constitutionally mandated, and aggressively sought grants and other sources of funding to enhance revenues.

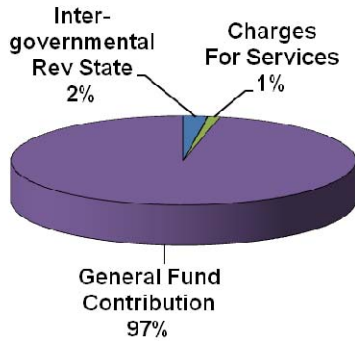
Administrative Office of the Courts Contract: The Public Defender will receive \$82,012 in FY2011/12 through December 31, 2011 for representation of parents in Dependency Court pursuant to Welfare and Institutions Code Section 300 et seq.

United States Bureau of Justice Assistance Grant: The Public Defender will receive \$2,753 through August 31, 2011 under a drug court enhancement grant for services in the Adult Drug court. This is the final portion of a three-year grant received jointly with Probation and Health and Social Services.

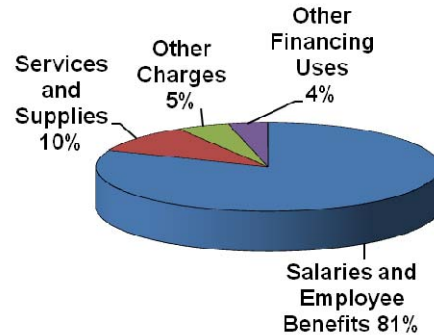
DEPARTMENT COMMENTS

As part of the countywide structural deficit reduction effort, the Department eliminated a net of 4.0 FTE during FY2010/11 under the PARS Supplementary Retirement Plan. The Office submits, however, that further workforce reductions would render it unable to maintain appropriate legal defense due to caseload. This would lead to the Office declaring itself unavailable to provide defense services when called upon by the Court, and result in the Court appointing private counsel at a significantly higher cost to the County.

SOURCE OF FUNDS



USE OF FUNDS



| DETAIL BY REVENUE CATEGORY AND APPROPRIATION CATEGORY | 2009/10 ACTUALS | 2010/11 ADOPTED BUDGET | 2011/12 CAO RECOMMENDED | FROM ADOPTED TO RECOMMENDED | PERCENT CHANGE |
|---|--------------------|------------------------------|-------------------------------|-----------------------------------|-------------------|
| REVENUES | | | | | |
| Intergovernmental Rev State | 193,631 | 189,666 | 227,321 | 37,655 | 20% |
| Intergovernmental Rev Federal | 20,501 | 113,000 | 6,253 | (106,747) | (94%) |
| Charges For Services | 284,876 | 331,221 | 107,012 | (224,209) | (68%) |
| General Fund Contribution | 10,243,655 | 9,309,318 | 9,600,747 | 291,429 | 3% |
| TOTAL REVENUES | 10,742,664 | 9,943,205 | 9,941,333 | (1,872) | (0%) |
| APPROPRIATIONS | | | | | |
| Salaries and Employee Benefits | 8,606,846 | 7,766,767 | 8,055,190 | 288,423 | 4% |
| Services and Supplies | 1,044,804 | 988,197 | 1,021,026 | 32,829 | 3% |
| Other Charges | 845,620 | 849,350 | 492,073 | (357,277) | (42%) |
| Other Financing Uses | 227,508 | 338,891 | 369,544 | 30,653 | 9% |
| Intra-Fund Transfers | 0 | 0 | 3,500 | 3,500 | 0% |
| TOTAL APPROPRIATIONS | 10,724,778 | 9,943,205 | 9,941,333 | (1,872) | (0%) |
| NET COUNTY COST | (17,885) | 0 | 0 | 0 | 0% |

SUMMARY OF SIGNIFICANT ADJUSTMENTS

Revenues from collection of Legal Fees charged to Public Defender clients that are determined by the Court to be able to pay, will decrease during FY2011/12 by \$175,000. Not only do fewer clients have the ability to pay at this time, but the Probation Department will reduce from 2.0 FTE to 0.25 FTE the number of employees tasked with this collection. Contract Services revenue will decrease by \$49,209 as the Office's contract with the Administrative Office of the Courts for Dependency Court representation expires on December 31, 2011, and the limited term Deputy Public Defender IV position associated with the contract will expire on that date.

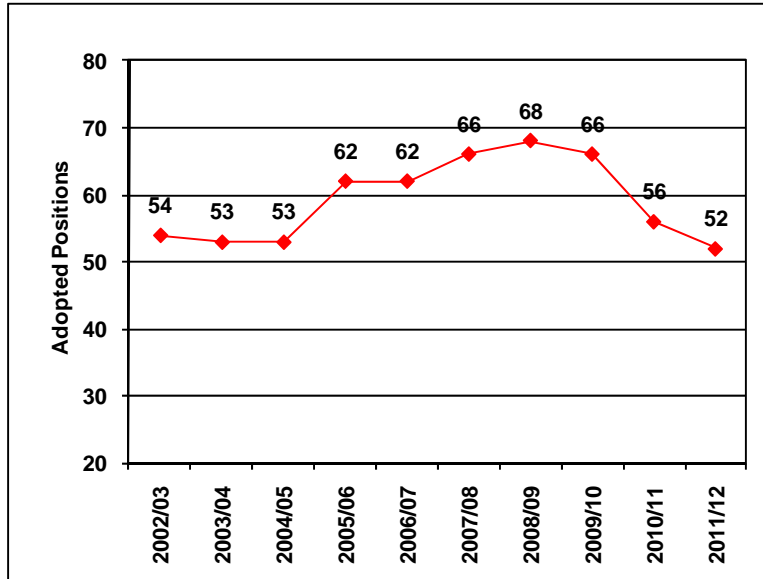
SUMMARY OF POSITION CHANGES

Reductions in the department's position allocations are provided below.

- In April 2011, the following positions were deleted as a result of PARS separations:
 - 3.0 FTE Legal Secretary
 - 1.0 FTE Deputy Public Defender I-IV

- On December 31, 2011, the following Limited Term position will expire:
 - 1.0 FTE Deputy Public Defender I-IV

STAFFING TREND



PENDING ISSUES AND POLICY CONSIDERATIONS

Implementation of the Governor's criminal justice realignment plan is expected to increase the number of clients appointed to the Public Defender, particularly if parole violation hearings will be held in local Courts. Absent supporting State revenue, significant caseload increases would subject the County to concomitant General Fund exposure.

The Department currently receives \$9,570 in State VLF realignment. It is unknown whether this funding source will continue during FY2011/12.

**Lesli Caldwell, Public Defender
Summary of Other Administered Budget**

**6530-Public Defender
Judicial**

| DETAIL BY REVENUE AND APPROPRIATION OTHER ADMINISTERED BUDGETS | 2009/10 ACTUALS | 2010/11 ADOPTED BUDGET | 2011/12 CAO RECOMMENDED | FROM ADOPTED TO RECOMMENDED | PERCENT CHANGE |
|---|----------------------------|---------------------------------------|--|--|---------------------------|
| REVENUES | | | | | |
| 6540-Conflict Defender | 2,555,962 | 2,807,370 | 3,043,920 | 236,550 | 8% |
| APPROPRIATIONS | | | | | |
| 6540-Conflict Defender | 2,573,848 | 2,807,370 | 3,043,920 | 236,550 | 8% |
| NET COUNTY COST | | | | | |
| 6540-Conflict Defender | 17,886 | 0 | 0 | 0 | 0% |

The Department's respective 'other' budget units follow.

DEPARTMENTAL PURPOSE

The Conflict Defender provides Court-appointed legal representation to indigents for whom the Public Defender has declined representation due to a conflict of interest.

FUNCTION AND RESPONSIBILITIES

The Constitutions of both the State of California and the United States of America extend the right of appointed legal representation to indigents accused of criminal conduct or in danger of losing a substantial right. Most counties in California, including Solano County, fulfill their Constitutional duty by establishment of a Public Defender's Office. In certain cases, however, the Public Defender may have a conflict of interest, commonly occurring when a single case involves multiple indigent defendants, or some prior relationship exists with a party to the case. In these instances, the Public Defender must decline representation, and the County's obligations are met by the Conflict Defender's Office, unless a conflict of interest exists there as well. If both the Public Defender and the Conflict Defender decline to provide representation, the case would be assigned to private counsel under Other Public Defense (budget unit 6730).

The Office of the Conflict Defender maintains offices in Fairfield and Vallejo, where the Superior Courts sit. The Office provides representation at all phases of criminal litigation, from arraignment through post-conviction proceedings. As appropriate to each client, legal issues are researched, investigations are conducted, written motions are prepared, and oral presentations are made in all court hearings, including court and jury trials.

Since June 2000, the Conflict Defender's Office has operated under the administrative authority of the Public Defender. The Office's duties and characteristics are similar to those of the main Public Defender's Office. However, pursuant to California Penal Code Section 987.2, the Conflict Defender's Office is organized as a separate division of the Public Defender's Office, under the direct supervision of the Chief Deputy Conflict Defender.

The majority of the clients represented by the Office are adults and juveniles accused of criminal offenses. The offenses range from traffic misdemeanors to serious felonies, including capital offenses. A small portion of the cases involve advising witnesses, whose testimony could be incriminating, and preparing appeals for convicted misdemeanants. The Office also represents parents who are not being represented by the Public Defender, due to conflict of interest, in Dependency Court cases, pursuant to a contract with the Administrative Office of the Courts.

| DETAIL BY REVENUE CATEGORY AND APPROPRIATION CATEGORY | 2009/10 ACTUALS | 2010/11 ADOPTED BUDGET | 2011/12 CAO RECOMMENDED | FROM ADOPTED TO RECOMMENDED | PERCENT CHANGE |
|--|----------------------------|---------------------------------------|--|--|---------------------------|
| REVENUES | | | | | |
| Charges For Services | 217,672 | 156,221 | 87,012 | (69,209) | (44%) |
| General Fund Contribution | 2,338,290 | 2,651,149 | 2,956,908 | 305,759 | 12% |
| TOTAL REVENUES | 2,555,962 | 2,807,370 | 3,043,920 | 236,550 | 8% |
| APPROPRIATIONS | | | | | |
| Salaries and Employee Benefits | 2,101,113 | 2,291,342 | 2,562,577 | 271,235 | 12% |
| Services and Supplies | 192,646 | 179,129 | 207,413 | 28,284 | 16% |
| Other Charges | 222,700 | 243,533 | 155,898 | (87,635) | (36%) |
| Other Financing Uses | 57,390 | 93,366 | 118,032 | 24,666 | 26% |
| TOTAL APPROPRIATIONS | 2,573,848 | 2,807,370 | 3,043,920 | 236,550 | 8% |
| NET COUNTY COST | 17,887 | 0 | 0 | 0 | 0% |
| STAFFING | | | | | |
| Public Defender - Conflict | 16 | 18 | 17 | (1) | (6%) |

WORKLOAD INDICATORS

Relying on a legal team of 11 attorneys, in the year 2010, the Conflict Defender's office represented nearly 2,250 clients.

- In the Conflict Defender's Office, each felony lawyer represented approximately 182 felony clients.
- In the Conflict Defender's Office, each misdemeanor lawyer represented 401 misdemeanor clients.

DEPARTMENTAL BUDGET SUMMARY

The Recommended Budget of \$3,043,920 for the Conflict Defender represents overall increases of \$236,550, or 8.4%, in revenues and expenditures when compared to FY2010/11 Adopted Budget. The FY2011/12 General Fund Contribution increased by \$305,759, or 11.5%.

The Department's primary funding source is the General Fund. Under the current financial crisis, revenues countywide continue declining. To meet this challenge, and minimize costs, the Office has eliminated services and programs that are not constitutionally mandated, and aggressively sought grants and other sources of funding to enhance revenues.

Administrative Office of the Courts contract: The Conflict Defender will receive \$82,012 in FY2011/12 through December 31, 2011 for representation of parents in Dependency Court pursuant to Welfare and Institutions Code Section 300 et seq.

DEPARTMENT COMMENTS

As part of the countywide structural deficit reduction effort, the Department eliminated 1.0 FTE position during FY2010/11 under the PARS Supplementary Retirement Plan. The Office submits, however, that further workforce reductions would render it unable to maintain an appropriate level of legal defense. This would lead to the Office declaring itself unavailable to provide defense services when called upon by the Court, and could result in the Court appointing private counsel at a significantly higher cost to the County.

SUMMARY OF SIGNIFICANT ADJUSTMENTS

In FY2011/12, there is a projected decrease of \$69,209 in revenue. Contract Services revenue will decrease by \$49,209 as the Office's contract with the Administrative Office of the Courts for Dependency Court representation expires on December 31, 2011, and the limited term Deputy Public Defender IV position associated with the contract will expire on that date. Legal Fees revenue will decrease by \$20,000 due to a 1.75 FTE staffing reduction in the Probation Department division charged with collecting collects legal fees imposed on Conflict Defender clients with an ability to pay.

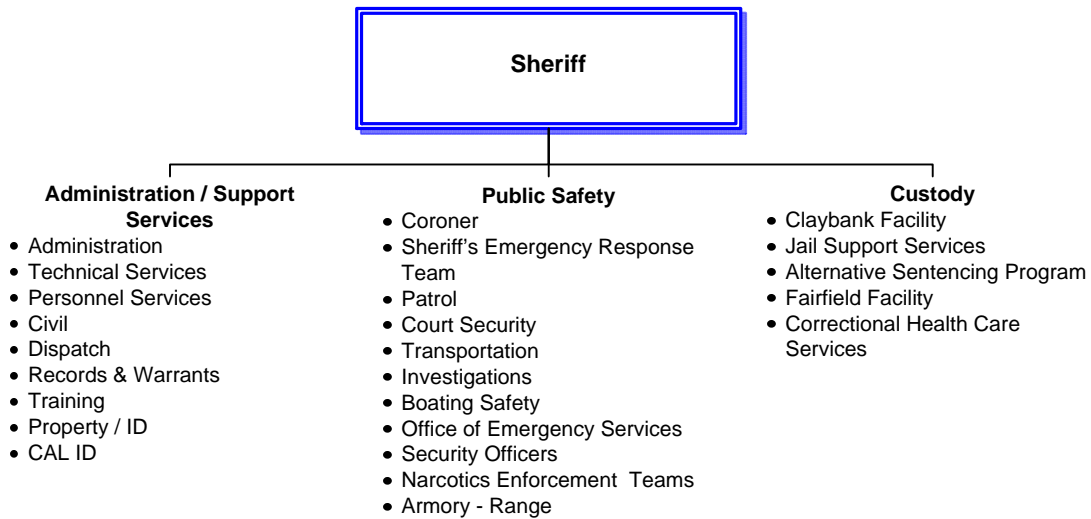
SUMMARY OF POSITION CHANGES

Reductions in the Conflict Defender's position allocations are provided below.

- In April 2011, the following position was deleted as a result of PARS separation:
 - 1.0 FTE Legal Secretary
- On December 31, 2011, the following Limited Term position will expire:
 - 1.0 FTE Deputy Public Defender I-IV

PENDING ISSUES AND POLICY CONSIDERATIONS

Implementation of the Governor's criminal justice realignment plan is expected to increase the number of clients appointed to the Public Defender, particularly if parole violation hearings will be held in local Courts. Absent supporting State revenue, significant caseload increases would subject the County to concomitant General Fund exposure.



DEPARTMENTAL PURPOSE

Headed by the elected Sheriff as prescribed in Government Code §24000(b), the Sheriff's Office is responsible for providing public safety services in the county, including patrol, investigations and custody of adult offenders, and overseeing the Coroner's Office and the Office of Emergency Services (OES). The Sheriff's Office also provides a variety of support services including dispatch of public safety personnel and maintenance of criminal records.

Budget Summary:

| | |
|--|------------|
| FY2010/11 Third Quarter Projection: | 74,687,729 |
| FY2011/12 Recommended: | 74,560,863 |
| County General Fund Contribution: | 44,329,962 |
| Percent County General Fund Supported: | 59.0% |
| Total Employees (FTEs): | 410.0* |

* Includes one grant-funded position in 3250, a Limited Term Office Assistant II.

FUNCTION AND RESPONSIBILITIES

The Sheriff's Office:

- Prevents and detects criminal activity in the county through its Patrol, Investigations, Custody, Court Security, Marine Patrol, Narcotics Enforcement, Alternative Sentencing and Safe Transportation of In-custody Persons functions.
- Provides a variety of support services including dispatch of public safety personnel, maintenance of criminal records, evidence collection and storage, crime reporting, overseeing employees' training and standards, strategic planning, fiscal administration, implementation of operational standards, financing and implementation of its automated systems.
- Oversees the Coroner's Office, the Office of Emergency Services, and administers various Federal and State grants.

SIGNIFICANT CHALLENGES AND ACCOMPLISHMENTS

Vehicle License Fee

The Sheriff's Office operates a wide variety of programs and services with funds derived from the Vehicle License Fee (VLF) Local Safety and Protection Account. The FY2010/11 Adopted budget anticipated a total of \$1,146,509 in VLF augmentation, distributed as follows:

- \$196,628 for the Supplemental Law Enforcement Services Fund (SLESF), which supports jail maintenance and repairs and the administration of the Warrant Service Team.
- \$284,881 to support the California Multi jurisdictional Methamphetamine Enforcement Team (Cal-MMET), funding the salary and benefits of a full-time Sergeant and Deputy within the Narcotics Unit. This Unit investigates and mitigates narcotics

production, distribution and use in the County.

- \$65,000 in the Sexual Assault Felony Enforcement (SAFE) program allows the Sheriff's Office to protect the citizen welfare and safety of citizens by conducting organized and targeted tracking and enforcement of sexually violent predators in the County.
- \$600,000 in Local Detention (Booking) Fee offsets of County costs incurred on behalf of cities during the booking process.

The amount of public safety VLF funds distributed to local governments for FY2011/12 remains uncertain due to their June 30, 2011 sunset date and pending state action. The Recommended Budget therefore deletes \$546,509 in revenue for SLESF, Cal-MMET and SAFE. The \$600,000 in Booking Fee offsets are retained at FY2010/11 levels pending approval of a fee schedule being developed by the Sheriff's Office and the Auditor-Controller.

Inmate Population

The Sheriff's current workforce would be insufficient to deal with the surge in bookings that would result if the City of Vallejo is able to increase its law enforcement efforts, or if any part of the State's proposal to transfer low-level offenders to counties is implemented. Unresolved issues surrounding the latter include sources of funding, jail capacity, programming, staffing and services, and law enforcement training.

Solano County Superior Court

A new funding model for court security is being put forth at the State level where, effective July 1, 2011, court security funding would come directly to the county through a state budget appropriation. This would eliminate the current practice of billing the courts for the cost of court security. Potential budget impacts are unknown at this time. If the current billing practice stays in place, the county will be required to charge the courts based on "average" salary and benefit costs of those employees assigned to court security, rather than based on actual salary and benefit costs of the assigned employees. This requirement may also have unknown budgetary impacts.

ACCOMPLISHMENTS

Reducing the Presence of Illegal Drugs in the Community

The Solano County Sheriff's Office Cal-MMET and the Solano County Narcotics Enforcement Team (SolNET) made 69 arrests and confiscated a variety of drugs with a street value in excess of \$290,145,000, including: 14.07 pounds of methamphetamines; 163 pounds of processed marijuana; and 57,831 marijuana plants. They recovered 28 guns and removed 3 children from unsafe environments.

Clearing Waterways

During Fiscal Years 2010/11 and 2011/12, the Sheriff's Boating Safety Unit will have been awarded in excess of \$100,000 in grant funds to remove 18 abandoned vessels from Solano County's 150 miles of navigable rivers, slough, channels and bays, commonly referred to as the "gateway to the delta." This by no means eliminates abandoned and destroyed vessels from County waterways, but it does mitigate the issue for recreational boaters, commercial vessels and the environment.

Solving Cold Cases and Making Arrests

In 2010, the Sheriff's Office Investigation Bureau investigated two active homicides and arrests were made in both cases. The Sheriff's Office was also involved in the investigations of two cold case homicides in cooperation with the District Attorney's Office. The cases occurred in 1994 and in 1996. Two arrests were made in May 2010 for the 1994 homicide with a third suspect still sought. One arrest was made in October 2010 for the 1996 homicide. All of the suspects arrested are still in custody at the Solano County Jail awaiting trial.

Improving Operational Efficiency

In 2010, the Sheriff's Administrative team successfully tested and implemented various time-saving automation projects including but not limited to the following:

- Cash-less System – An automated system that manages and handles all inmate funds and implements: 1) Multiple kiosk machines for the intake of funds; 2) A new inmate-financial tracking system called CORE; and 3) Debit cards to disburse funds to inmates upon release from Custody. All the components of this system combine to streamline and increase the

efficiency of cash handling processes.

- Electronic Purchasing Requisition Process - The Sheriff's Office was the first County agency to successfully test and implement department-wide the electronic requisition process (e-Req) for all purchases under \$5,000, resulting in a more efficient, time-saving and paperless process.
- Automated Timekeeping and Scheduling - The Sheriff's Office contracted with Intellitime Systems Corporation for a (MOU) rules-based scheduling software system for automating Timekeeping and Dynamic scheduling of staff. The Dynamic/electronic roster is currently in operation and Sheriff's Administration has deployed the virtual elapsed timecard allowing employees to self-report, and enter into the automated / paperless system, leave requests and hours worked.
- Twenty-four Hour Toll Free Nurse Injury Line - On July 1, 2010, the Sheriff's Office successfully coordinated with Risk Management and deployed the County's new 24-hour toll free nurse injury line for work related injuries. The new service has improved the injury reporting process, ensuring quality care and assisting the Sheriff's Office in reducing overall worker's compensation claim costs.
- Documentum – The continuous utilization of Documentum to archive critical administrative, criminal and financial information results in easier retrieval of documents, space utilization, and eliminates paper waste.

In pursuit of these initiatives, the Sheriff's Office received support and appropriate input from the Auditor-Controller, the Treasurer-Tax Collector, General Services, Human Resources and the Department of Information Technology.

WORKLOAD INDICATORS

| Civil, Records & Warrant, Property and CAL ID | 2007 | 2008 | 2009 | 2010 |
|--|-------------|-------------|-------------|-------------|
| Total annual civil papers received for processing | 11,126 | 12,726 | 11,675 | 12,045 |
| Number of call outs to crime scenes | 47 | 45 | 31 | 26 |
| Number of suspect fingerprints analyzed | 288 | 114 | 66 | 132 |
| Number of restraining orders processed | 3,120 | 3,276 | 2,275 | 2,160 |

| Custody | FY2008/09 | FY2009/10 | FY2010/11 |
|--------------------------|------------------|------------------|------------------------|
| Bookings | 18,485 | 16,323 | 6,333 through 11/30/10 |
| Felonies | 10,061 | 9,019 | 3,017 through 10/31/10 |
| Misdemeanors | 8,454 | 7,269 | 2,191 through 10/31/10 |
| Average daily population | 979 | 888 | 850 through 12/31/10 |
| Average stay | 19 | 20 | 21 through 11/30/10 |

| DETAIL BY REVENUE AND APPROPRIATION FUNCTIONAL AREA | 2009/10 ACTUALS | 2010/11 ADOPTED BUDGET | 2011/12 CAO RECOMMENDED | FROM ADOPTED TO RECOMMENDED | PERCENT CHANGE |
|---|------------------------|-------------------------------|--------------------------------|------------------------------------|-----------------------|
| REVENUES | | | | | |
| Administration * | 63,784,223 | 65,413,716 | 64,917,476 | (496,240) | (1%) |
| Public Safety | 6,224,421 | 6,429,106 | 6,236,529 | (192,577) | (3%) |
| Custody | 3,365,908 | 3,606,537 | 3,406,858 | (199,679) | (6%) |
| TOTAL REVENUES | 73,374,552 | 75,449,359 | 74,560,863 | (888,496) | (1%) |
| * General Fund and Prop 172 revenue are cost centered in administration. | | | | | |
| APPROPRIATIONS | | | | | |
| Administration * | 19,523,550 | 19,552,430 | 17,746,171 | (1,806,259) | (9%) |
| Public Safety | 17,698,914 | 18,683,455 | 19,099,187 | 415,732 | 2% |
| Custody | 36,303,102 | 37,213,473 | 37,715,505 | 502,032 | 1% |
| TOTAL APPROPRIATIONS | 73,525,566 | 75,449,358 | 74,560,863 | (888,495) | (1%) |
| * Appropriations for Workers' Compensation, Property and Liability Insurance, Communications, and Countywide Administrative Overhead are cost centered in Administration. | | | | | |
| GENERAL FUND CONTRIBUTION * | | | | | |
| Administration | 12,343,980 | 12,610,058 | 11,024,431 | (1,585,627) | (13%) |
| Public Safety | 8,149,573 | 8,760,460 | 9,088,720 | 328,260 | 4% |
| Custody | 23,028,109 | 23,994,648 | 24,216,811 | 222,163 | 1% |
| TOTAL GENERAL FUND CONTRIBUTION | 43,521,662 | 45,365,166 | 44,329,962 | (1,035,204) | (2%) |
| * General Fund is distributed proportionally across all bureaus. | | | | | |
| STAFFING | | | | | |
| Administration | 80.00 | 64.00 | 64.00 | 0.00 | 0% |
| Public Safety | 121.25 | 121.50 | 122.00 | 0.50 | 0% |
| Custody | 290.25 | 221.00 | 224.00 | 3.00 | 1% |
| TOTAL STAFFING | 491.5 | 406.5 | 410.0 * | 3.5 | 1% |
| * Includes one Limited Term Office Assistant II grant funded position in 3250. | | | | | |

DEPARTMENTAL BUDGET SUMMARY

The Recommended Budget for the Sheriff's Office is \$74,560,863 which represents an overall decrease of \$888,496, or 1.2%, in revenues and a decrease of \$888,495, or 1.2%, in expenditures when compared to the FY2010/11 Adopted Budget.

Sheriff's Office revenue derives from multiple funding sources. The FY2011/12 Recommended Budget would provide \$44,329,962 in General Fund support, and projects that Proposition 172 Public Safety Sales Tax revenue will reach the FY2009/10 amount of \$18,610,288. The remaining Program revenue of \$11,620,901 will come from the federal and state governments, grants and other fees. As noted under Significant Challenges, the Recommended Budget assumes reductions of \$546,509 in VLF augmentation with commensurate program impacts.

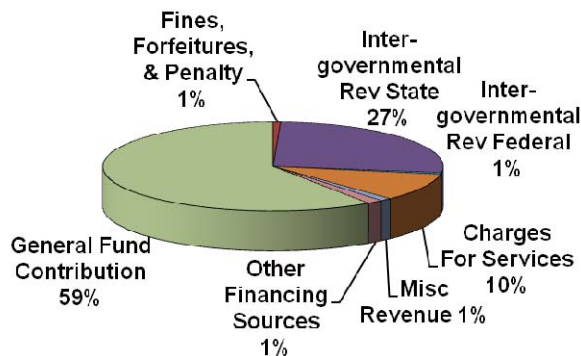
The Sheriff's Office budget fully funds 409 positions and oversees one grant-funded position for a total of 410 positions.

The Sheriff's Office has three functional areas: Administration, Public Safety and Custody. Each section contributes to the overall optimal functioning of the Sheriff's Office. The tables and graphs that follow illustrate the distribution of revenues, appropriations and General Fund to each of these three sections.

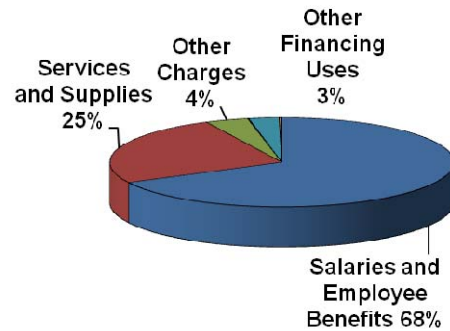
DEPARTMENT COMMENTS

Department's comments regarding its budget; highlight major program reductions/changes and corresponding impacts on the Community and/or other County departments.

SOURCE OF FUNDS



USE OF FUNDS



| DETAIL BY REVENUE CATEGORY AND APPROPRIATION CATEGORY | 2009/10 ACTUALS | 2010/11 ADOPTED BUDGET | 2011/12 CAO RECOMMENDED | FROM ADOPTED TO RECOMMENDED | PERCENT CHANGE |
|---|--------------------|------------------------------|-------------------------------|-----------------------------------|-------------------|
| REVENUES | | | | | |
| Licenses, Permits & Franchise | 6,200 | 5,685 | 6,500 | 815 | 14% |
| Fines, Forfeitures, & Penalty | 514,451 | 516,764 | 521,971 | 5,207 | 1% |
| Revenue From Use of Money/Prop | 677 | 0 | 550 | 550 | 0% |
| Intergovernmental Rev State | 20,037,764 | 19,555,867 | 19,826,000 | 270,133 | 1% |
| Intergovernmental Rev Federal | 825,086 | 736,866 | 429,500 | (307,366) | (42%) |
| Charges For Services | 7,067,578 | 7,548,538 | 7,511,964 | (36,574) | (0%) |
| Misc Revenue | 530,290 | 557,841 | 795,433 | 237,592 | 43% |
| Other Financing Sources | 870,842 | 1,162,631 | 1,138,983 | (23,648) | (2%) |
| General Fund Contribution | 43,521,662 | 45,365,167 | 44,329,962 | (1,035,205) | (2%) |
| TOTAL REVENUES | 73,374,550 | 75,449,359 | 74,560,863 | (888,496) | (1%) |
| APPROPRIATIONS | | | | | |
| Salaries and Employee Benefits | 48,483,384 | 49,069,423 | 50,538,230 | 1,468,807 | 3% |
| Services and Supplies | 18,183,758 | 18,784,078 | 18,977,395 | 193,317 | 1% |
| Other Charges | 5,743,783 | 5,918,186 | 3,032,335 | (2,885,851) | (49%) |
| F/A Equipment | 61,411 | 81,054 | 79,000 | (2,054) | (3%) |
| Other Financing Uses | 1,380,599 | 1,909,701 | 2,125,419 | 215,718 | 11% |
| Intra-Fund Transfers | (327,370) | (313,084) | (191,516) | 121,568 | (39%) |
| TOTAL APPROPRIATIONS | 73,525,565 | 75,449,358 | 74,560,863 | (888,495) | (1%) |
| NET COUNTY COST | 151,016 | (1) | 0 | 1 | (100%) |

FUNCTIONAL LEVEL BUDGET SUMMARY

ADMINISTRATION

- ♦Administrative & Financial Services
- ♦Technical Services
- ♦Personnel Services
- ♦Civil
- ♦Dispatch
- ♦Records and Warrants
- ♦Training
- ♦Property ID
- ♦CAL ID

The Recommended Budget for Administration is \$17,746,171 in expenditures, a decrease of \$1,806,259, or 9.2%, compared to the FY2010/11 Adopted Budget, and \$64,917,476 in revenue, a decrease of \$496,240, or 0.8%, compared to the FY2010/11 Adopted Budget.

The functional area of Administration serves as the cost center for certain appropriations and revenues in the Sheriff's Office. The General Fund contribution and Prop 172 revenue are centered in the Administration bureau and total \$62,939,962. Countywide charges allocated to the Sheriff's Office for Communications, Countywide Administrative Overhead, Workers Compensation and Liability Insurance and Risk Management are cost-centered in Administration and total \$6,381,674.

Administration's budget fully funds 64 positions.

| | | |
|----------------------------|--|-----------|
| Contract services include: | Automated finger print ID system lease/purchase: | \$230,157 |
| | (Fully funded with non-General Fund revenues) | |
| | County Government Center Security Services: | \$125,000 |
| | (Fully funded by Transfers In from General Services) | |

CUSTODY

- ♦Fairfield Jail Facility
- ♦Claybank Jail Facility
- ♦Claybank Expansion
- ♦Alternate Sentencing Program
- ♦Correctional Health Care Services
- ♦Jail Support Services

The Recommended Budget for Custody is \$37,715,505, an increase in expenditures of \$502,032, or 1.3%, and a decrease of \$199,679, or 5.5%, in program revenue, compared to its FY2010/11 Adopted Budget.

Transition costs for the Claybank expansion project are budgeted here at \$392,248. The Adopted Budget supported the services of 1.0 FTE Sergeant - Corrections for project planning during FY2010/11. The Recommended Budget proposes the addition of 2.0 FTE Correctional Officer (entry) to backfill the service of other experienced Officers assigned to the project. The cost is completely offset by State funds under AB900, the Public Safety and Offender Rehabilitation Services Act of 2007.

In FY2010/11 the Sheriff's Office and General Services entered into an agreement to provide maintenance personnel for the jail facilities. The Recommended Budget appropriates \$321,675 for General Service maintenance labor. Associated material costs will be charged through the County Cost Plan.

The Recommended Budget does not include revenues from the 0.15% VLF augmentation, also known as Supplemental Law Enforcement Services Funds, due to expire on June 30, 2011. If such funding is restored during FY2011/12, \$95,000 in associated projects, including upgrade of the jail facility uninterruptible power sources, replacement of inmate toilets and facility rekeying would be restored to the extent monies become available.

Custody's budget fully funds 224 positions.

| | | |
|----------------------------|--|-------------|
| Contract services include: | Medical, dental & mental health care to inmates: | \$7,741,102 |
| | Food service for inmates: | \$1,850,823 |
| | Electronic monitoring for alternate sentences: | \$100,000 |

PUBLIC SAFETY

- ♦Coroner
- ♦Emergency Response Team
- ♦Patrol
- ♦Court Security
- ♦Transportation
- ♦Investigations
- ♦Boating Safety
- ♦OES
- ♦Security Officers
- ♦Narcotics Enforcement
- ♦Armory

The Recommended Budget for Public Safety is \$19,099,187, an increase in expenditures of \$415,372, or 2.2%, and a decrease of \$192,577, or 3.0%, in program revenue, compared to its FY2010/11 Adopted Budget.

Public Safety's budget fully funds 122 positions

| | | |
|----------------------------|----------------------------------|-------------|
| Contract services include: | Superior Court Security: | \$5,259,246 |
| | Removal and Toxicology Services: | \$84,000 |
| | Body Removal Fees: | \$65,470 |
| | Dixon and Solano County Fairs: | \$60,000 |
| | Library Security: | \$46,257 |

CONTRACTS

The Sheriff's Office both provides and acquires significant amounts of goods and services under contractual agreement. Total contract values, excluding software maintenance and support, exceed \$15 million. Contracts with significant appropriations are listed below. Several contract appropriations will be revenue offset. The security contract with the Courts will be fully funded by the Courts. The Automated Fingerprint Identification System lease purchase cost will be completely offset by special revenue funds.

- Acquiring medical, dental & mental health care for inmates: \$7,741,103
- Providing security to Superior Court of Solano County: \$5,259,246
- Acquiring food service for inmates: \$1,850,823
- Lease / purchase of automated finger print ID system (AFIS): \$230,157
- Acquiring electronic monitoring services for alternate sentences: \$100,000
- Miscellaneous contracts: \$250,800

FIXED ASSETS

The FY2011/12 Fixed Asset recommendation is \$79,000 for two items:

- Replace dispatch 911 voice logger at end of useful life: \$ 60,000
- Purchase server and software for Patrol to submit reports from the field: \$ 19,000

SUMMARY OF SIGNIFICANT ADJUSTMENTS

Due to the uncertainties surrounding VLF funding and its possible impact on the Cal-MMET Program, the FY2011/12 Recommended Budget includes the transfer of 1.0 FTE Sergeant Sheriff and 1.0 FTE Deputy Sheriff from the Sheriff's Office Grants budget, funded through special revenue fund 3250, to the Operating Budget at a total salary and benefit cost of \$303,891. These costs will be fully offset by a projected total of \$603,891 in budgeted salary savings derived from normal position turnover and by vacancy management.

SUMMARY OF POSITION CHANGES

Reductions/Additions in the Sheriff's Office position allocations subsequent to FY2010/11 Adopted Budget are as follows:

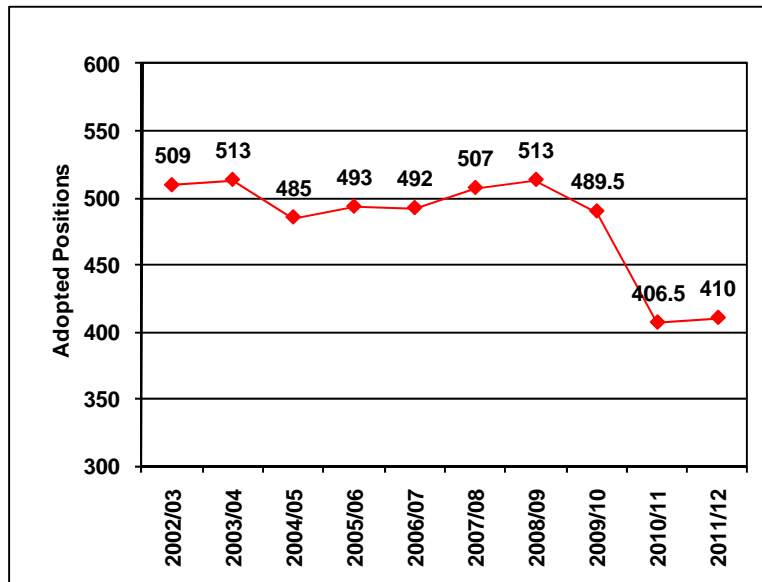
- November 9, 2010, deleted 0.5 FTE Office Assistant II (LT), due to expire on December 25, 2010.

The FY2011/12 Recommended Budget includes the addition of 4.0 FTE as follows:

- 2.0 FTE Correctional Officer (Entry) positions to backfill staff assigned to assist with the design and oversight of the construction of a new 362-bed maximum security detention facility funded through state financing through AB900, the Public Safety and Offender Rehabilitation Services Act of 2007.
- 1.0 FTE Sergeant Sheriff, as discussed under Summary of Significant Adjustments, above
- 1.0 FTE Deputy Sheriff, as discussed under Summary of Significant Adjustments, above.

The following chart trends the staffing level over the past decade.

STAFFING TREND



PENDING ISSUES AND POLICY CONSIDERATIONS

Public safety realignment remains an open issue in California. The Governor proposes greater local control over public safety issues, and has also proposed transferring to counties the responsibility for various classes of offenders now under State supervision. However, counties have yet to receive a commitment for the amount and duration of State funding for any new activities or caseloads which may devolve upon county criminal justice systems.

As noted above, the sentencing to local jails, rather than state prison, of low level offenders is a major concern, given the history of overcrowded conditions in county jails statewide and the unlikely probability that State funding would offset the resultant new costs to counties.

There appears little likelihood that the 0.15 percent VLF public safety surcharge will survive its scheduled June 30, 2011 expiration. The Recommended Budget assumes that such revenues, intended to augment funding for public safety services such as drug enforcement, monitoring of sex offenders, service of warrants, and jail operations, will be unavailable throughout FY2011/12. The 2.0 FTE Cal-MMET program staff previously supported by these revenues would, as noted above, be integrated into Sheriff's Office operations staff, and scheduled jail expenditures are deferred at least until FY2012/13.

One aspect of realignment on track for implementation on FY2011/12 is the process by which the County is reimbursed by the Superior Court for court security services provided by the Sheriff's Office. Previously, the Sheriff's Office would bill the courts for services provided, based on the actual cost of the personnel provided for the time required. The direct bill system is being replaced by an appropriation of funds from the State based upon the Office's average personnel cost. Although the potential effects on the Sheriff's budget from this aspect of realignment are not yet certain, the Office advises that the appropriation may be sufficient to cover the Sheriff's security service costs.

| DETAIL BY REVENUE AND APPROPRIATION OTHER ADMINISTERED BUDGETS | 2009/10 ACTUALS | 2010/11 ADOPTED BUDGET | 2011/12 CAO RECOMMENDED | FROM ADOPTED TO RECOMMENDED | PERCENT CHANGE |
|---|----------------------------|---------------------------------------|--|--|---------------------------|
| REVENUES | | | | | |
| 4110-Civil Processing Fees | 192,838 | 196,979 | 187,132 | (9,847) | (5%) |
| 4120-Sheriff Asset Seizure | 20,965 | 13,430 | 11,698 | (1,732) | (13%) |
| 2570-Valero Settlement | 250,000 | 250,000 | 250,000 | 0 | 0% |
| 2590-Homeland Security Grant | 828,893 | 1,168,430 | 1,282,356 | 113,926 | 10% |
| 3250-Sheriff's Office Grant Funds | 356,566 | 934,222 | 770,940 | (163,282) | (17%) |
| 4050-Sheriff Special Revenue Fund | 914,321 | 771,834 | 476,333 | (295,501) | (38%) |
| 3440-Local Law Enforcmnt. Block Grant | 8,645 | 62,787 | 13,000 | (49,787) | (79%) |
| 2850-Animal Care Services | 1,884,747 | 1,910,310 | 1,928,257 | 17,947 | 1% |
| 5460-Indigent Burial | 6,922 | 5,772 | 0 | (5,772) | (100%) |
| APPROPRIATIONS | | | | | |
| 4110-Civil Processing Fees | 180,816 | 324,111 | 301,080 | (23,031) | (7%) |
| 4120-Sheriff Asset Seizure | 49,940 | 311 | 801 | 490 | 158% |
| 2570-Valero Settlement | 123,352 | 134,650 | 146,353 | 11,703 | 9% |
| 2590-Homeland Security Grant | 1,250,168 | 1,168,430 | 1,282,356 | 113,926 | 10% |
| 3250-Sheriff's Office Grant Funds | 356,266 | 934,222 | 754,418 | (179,804) | (19%) |
| 4050-Sheriff Special Revenue Fund | 970,510 | 930,410 | 682,708 | (247,702) | (27%) |
| 3440-Local Law Enforcmnt. Block Grant | 8,669 | 62,956 | 13,000 | (49,956) | (79%) |
| 2850-Animal Care Services | 2,252,653 | 2,456,802 | 2,529,656 | 72,854 | 3% |
| 5460-Indigent Burial | 12,832 | 21,150 | 20,986 | (164) | (1%) |
| NET CHANGE | | | | | |
| 4110-Civil Processing Fees | (12,022) | 127,132 | 113,948 | (13,184) | (10%) |
| 4120-Sheriff Asset Seizure | 28,975 | (13,119) | (10,897) | 2,222 | (17%) |
| 2570-Valero Settlement | (126,648) | (115,350) | (103,647) | 11,703 | (10%) |
| 2590-Homeland Security Grant | 421,275 | 0 | 0 | 0 | 0% |
| 3250-Sheriff's Office Grant Funds | (300) | 0 | (16,522) | (16,522) | 0% |
| 4050-Sheriff Special Revenue Fund | 56,189 | 158,576 | 206,375 | 47,799 | 30% |
| 3440-Local Law Enforcmnt. Block Grant | 24 | 169 | 0 | (169) | (100%) |
| 2850-Animal Care Services | 367,906 | 546,492 | 601,399 | 54,907 | 10% |
| 5460-Indigent Burial | 5,910 | 15,378 | 20,986 | 5,608 | 36% |

The Department's respective 'other' budget units follow.

FUNCTION AND RESPONSIBILITY

Under authority of Government Code Sections 26720 et seq., the Sheriff collects certain fees related to services provided through the Department’s Civil Bureau (i.e., service of process, etc.). The specific code sections cited below provide for portions of fees collected to be deposited into a special fund to be used for specified purposes.

Recommended Budget revenues are driven by Government Codes (GC) 26746 (Debtor Processing Assessment Fee) and 26731(Portion of Civil Fees Collected):

- GC 26746 – A \$10 processing fee is assessed for certain specified disbursements. Monies collected and deposited pursuant to this section supplements the cost for vehicle fleet replacement and equipment maintenance and civil process operations.
- GC 26731 – \$10 of any fee collected by the Sheriff’s Civil Division is deposited into a special fund. Ninety-five percent (95%) of revenue in this special fund supplements costs for the implementation, maintenance and purchase of auxiliary equipment and furnishings for automated systems or other non-automated operational equipment and furnishings necessary for the Sheriff’s Civil Division.

The remaining five percent (5%) of revenue in the special fund supplements expenses of the Sheriff’s Civil Division in administering the funds.

| DETAIL BY REVENUE CATEGORY AND APPROPRIATION CATEGORY | 2009/10 ACTUALS | 2010/11 ADOPTED BUDGET | 2011/12 CAO RECOMMENDED | FROM ADOPTED TO RECOMMENDED | PERCENT CHANGE |
|--|----------------------------|---------------------------------------|--|--|---------------------------|
| REVENUES | | | | | |
| Fines, Forfeitures, & Penalty | 86,676 | 87,300 | 85,340 | (1,960) | (2%) |
| Revenue From Use of Money/Prop | 11,042 | 13,823 | 7,592 | (6,231) | (45%) |
| Charges For Services | 95,120 | 95,856 | 94,200 | (1,656) | (2%) |
| TOTAL REVENUES | 192,838 | 196,979 | 187,132 | (9,847) | (5%) |
| APPROPRIATIONS | | | | | |
| Other Financing Uses | 180,816 | 324,111 | 301,080 | (23,031) | (7%) |
| TOTAL APPROPRIATIONS | 180,816 | 324,111 | 301,080 | (23,031) | (7%) |
| NET COUNTY COST | (12,022) | 127,132 | 113,948 | (13,184) | (10%) |

FUNCTION AND RESPONSIBILITY

Under the authority of Health and Safety Code 11489, this budget unit is used for investigation, detection and prosecution of criminal activities and to combat drug abuse and gang activity. The source of revenue is the sale of seized property used in illegal drug activity such as vehicles, boats and airplanes. Funding available from this budget unit is used to support programs in the Sheriff's operating budget that in-turn support many of the Board's priorities.

| DETAIL BY REVENUE CATEGORY AND APPROPRIATION CATEGORY | 2009/10 ACTUALS | 2010/11 ADOPTED BUDGET | 2011/12 CAO RECOMMENDED | FROM ADOPTED TO RECOMMENDED | PERCENT CHANGE |
|--|----------------------------|---------------------------------------|--|--|---------------------------|
| REVENUES | | | | | |
| Revenue From Use of Money/Prop | 2,095 | 2,930 | 1,198 | (1,732) | (59%) |
| Misc Revenue | 18,870 | 10,500 | 10,500 | 0 | 0% |
| TOTAL REVENUES | 20,965 | 13,430 | 11,698 | (1,732) | (13%) |
| APPROPRIATIONS | | | | | |
| Other Charges | 285 | 311 | 801 | 490 | 158% |
| Other Financing Uses | 49,655 | 0 | 0 | 0 | 0% |
| TOTAL APPROPRIATIONS | 49,940 | 311 | 801 | 490 | 158% |
| NET COUNTY COST | 28,975 | (13,119) | (10,897) | 2,222 | (17%) |

FUNCTION AND RESPONSIBILITY

Valero Refining Company in Benicia has committed to contribute to the County of Solano the sum of \$1 million, payable in four successive, equal installments. The first payment was made on December 10, 2008, with the fourth annual payment to be made on December 10, 2011. FY2011/12 will, therefore, be the final year in which the County shall receive Valero's contribution.

The donation was made to assist the County, and the cities of Solano County, in establishing a state-of-the-art communications system that would improve and facilitate communication among County and city public safety agencies in the event of countywide public safety emergencies or disasters by improving radio interoperability.

County officials determined the best use of the funding is to support an Emergency Services Coordinator position to coordinate and facilitate implementation of radio interoperability countywide. The remainder of the funding will be used for system improvements. Per the agreement, a payment of \$100,000 was made to the City of Benicia from the first installment for improvements in their communications systems.

| DETAIL BY REVENUE CATEGORY AND APPROPRIATION CATEGORY | 2009/10 ACTUALS | 2010/11 ADOPTED BUDGET | 2011/12 CAO RECOMMENDED | FROM ADOPTED TO RECOMMENDED | PERCENT CHANGE |
|--|----------------------------|---------------------------------------|--|--|---------------------------|
| REVENUES | | | | | |
| Misc Revenue | 250,000 | 250,000 | 250,000 | 0 | 0% |
| TOTAL REVENUES | 250,000 | 250,000 | 250,000 | 0 | 0% |
| APPROPRIATIONS | | | | | |
| Other Financing Uses | 123,352 | 134,650 | 146,353 | 11,703 | 9% |
| TOTAL APPROPRIATIONS | 123,352 | 134,650 | 146,353 | 11,703 | 9% |

FUNCTION AND RESPONSIBILITY

This Fund is used to track grant dollars received from the U.S. Department of Homeland Security via the California Emergency Management Agency in support of countywide homeland security activities. Current grant funding supports the Hazardous Materials Team's Mobile Field Force, the countywide radio interoperability project and other efforts that enhance catastrophic incident planning, preparedness, response and recovery, and strengthen public safety communication capabilities. The Solano County Operational Area Working Group, consisting of representatives from fire, health, law enforcement agencies located in the county, provides guidance as to how the grant funds are allocated. No County funds are included in this budget unit.

| DETAIL BY REVENUE CATEGORY AND APPROPRIATION CATEGORY | 2009/10 ACTUALS | 2010/11 ADOPTED BUDGET | 2011/12 CAO RECOMMENDED | FROM ADOPTED TO RECOMMENDED | PERCENT CHANGE |
|--|----------------------------|---------------------------------------|--|--|---------------------------|
| REVENUES | | | | | |
| Intergovernmental Rev Federal | 828,893 | 1,168,430 | 1,282,356 | 113,926 | 10% |
| TOTAL REVENUES | 828,893 | 1,168,430 | 1,282,356 | 113,926 | 10% |
| APPROPRIATIONS | | | | | |
| Salaries and Employee Benefits | 6,077 | 28,387 | 45,000 | 16,613 | 59% |
| Services and Supplies | 255,397 | 410,460 | 252,857 | (157,603) | (38%) |
| Other Charges | 171,841 | 119,522 | 95,920 | (23,602) | (20%) |
| F/A Bldgs and Imprmts | 0 | 0 | 876,722 | 876,722 | 0% |
| F/A Equipment | 798,111 | 610,061 | 11,857 | (598,204) | (98%) |
| Other Financing Uses | 18,743 | 0 | 0 | 0 | 0% |
| TOTAL APPROPRIATIONS | 1,250,168 | 1,168,430 | 1,282,356 | 113,926 | 10% |

FUNCTION AND RESPONSIBILITY

The Sheriff's Office Grant Funds budget was established to encompass a collection of grants within the Sheriff's Office. This budget unit enables the Sheriff's Office to receive and separately account for various Federal and State grants, as required by grant guidelines. Each division within the budget unit maintains its own dedicated fund balance. The principal budgetary activities are:

Cal-MMET Grants (3251 and 3255)

The grant is awarded by the California Emergency Management Agency and funds the salaries and benefits of a veteran narcotics Sergeant and Deputy on the Sheriff's Cal-MMET Team (composed of five), and overtime for the entire Team. The narcotics deputies conduct complex investigations, mobile surveillance and undercover operations to mitigate the production and distribution of narcotics.

Community Oriented Policing Services (COPS) Grants (3252, 3253, 3256)

There are currently three active, multi-year grants awarded by the U.S. Department of Justice, Office of Community Oriented Policing Services that support the County's Narcotics Enforcement Team. The team is composed of five Sheriff's Detectives and four Detectives from local law enforcement agencies. COPS Methamphetamine Initiative Grants enhance targeted methamphetamine enforcement and allow the Unit to develop and foster partnerships in communities. The grants fund a Limited Term Office Assistant II position, Detective overtime, participation in local and national trainings, specialized surveillance equipment and community outreach collateral.

Buffer Zone Protection Plan (BZPP) Grant (3254)

The Buffer Zone Protection Plan grant is awarded by the California Emergency Management Agency and funds plans designed to deter attacks against state critical infrastructure and bolster the preventive, response and protective measures of State and local efforts against terrorist attacks and threats. The grant will fund radio interoperability communication and mobile surveillance equipment for Benicia Police Department and the Sheriff's Office.

| DETAIL BY REVENUE CATEGORY AND APPROPRIATION CATEGORY | 2009/10 ACTUALS | 2010/11 ADOPTED BUDGET | 2011/12 CAO RECOMMENDED | FROM ADOPTED TO RECOMMENDED | PERCENT CHANGE |
|--|----------------------------|---------------------------------------|--|--|---------------------------|
| REVENUES | | | | | |
| Intergovernmental Rev Federal | 345,538 | 934,222 | 770,940 | (163,282) | (17%) |
| General Fund Contribution | 10,728 | 0 | 0 | 0 | 0% |
| TOTAL REVENUES | 356,266 | 934,222 | 770,940 | (163,282) | (17%) |
| APPROPRIATIONS | | | | | |
| Salaries and Employee Benefits | 307,784 | 417,008 | 257,239 | (159,769) | (38%) |
| Services and Supplies | 39,465 | 62,451 | 48,775 | (13,676) | (22%) |
| Other Charges | 0 | 234,007 | 231,820 | (2,187) | (1%) |
| F/A Equipment | 0 | 207,216 | 212,555 | 5,339 | 3% |
| Other Financing Uses | 9,018 | 13,540 | 4,029 | (9,511) | (70%) |
| TOTAL APPROPRIATIONS | 356,266 | 934,222 | 754,418 | (179,804) | (19%) |
| NET COUNTY COST | 0 | 0 | (16,522) | (16,522) | 0% |

SUMMARY OF POSITION CHANGES

Reductions/Additions to the Sheriff's Office Grant Fund position allocations subsequent to FY2010/11 Adopted Budget are as follows:

- November 9, 2010: Created 1.0 FTE Office Assistant II (LT), exp. December 15, 2012 wholly funded by additional COPS Meth II grant funds.

The FY2011/12 Recommended Budget includes deletion of the following positions from this Fund and their addition to the Sheriff's Office operating budget:

- 1.0 FTE Sergeant Sheriff

- 1.0 FTE Deputy Sheriff

These positions are proposed for deletion due to the uncertainties surrounding VLF funding, and in particular the Cal-MMET Program. Their cost in the Sheriff's Office operating budget would be fully offset by a projected total of \$603,891 in budgeted salary savings derived from normal position turnover and by prudent vacancy management.

FUNCTION AND RESPONSIBILITY

The Sheriff's Special Revenue Fund was established to enable the budget unit to receive and account for various Federal and State criminal justice grant funds and special revenues accruing from fees levied by the Courts that have restricted uses. Each division within the budget unit maintains its own dedicated fund balance. The principal budgetary activities are:

SB 1148 Automated Fingerprint Fees (4051)

Under the authority of Government Code Section 76102 and California Vehicle Code 9250.19 (f), this Division includes the County Automated Fingerprint Identification Fund, which is intended to assist a county in the implementation of an Automated Fingerprint Identification System (AFIS), including the purchase, lease, operation, maintenance or replacement of automated fingerprint equipment. The source of revenue is assessments on criminal and traffic fines collected by the Court, and a \$1 vehicle registration fee approved by the State Legislature through January 2012. Expenditures from this Division are approved by a seven-member Remote Access Network (RAN) Board as required by the California Penal Code.

Vehicle Theft Allocation (4052)

The Division accrues funds from a \$1 vehicle registration fee assessment for the enhancement of programs to investigate and prosecute vehicle theft crimes.

SB 879 Auto Fees Fingerprint (4055)

The Cal-ID Program Division funds the conduct of automated fingerprint searches and fingerprint identification services for Solano County and the surrounding allied law enforcement agencies.

| DETAIL BY REVENUE CATEGORY AND APPROPRIATION CATEGORY | 2009/10 ACTUALS | 2010/11 ADOPTED BUDGET | 2011/12 CAO RECOMMENDED | FROM ADOPTED TO RECOMMENDED | PERCENT CHANGE |
|--|----------------------------|---------------------------------------|--|--|---------------------------|
| REVENUES | | | | | |
| Licenses, Permits & Franchise | 169,288 | 171,000 | 0 | (171,000) | (100%) |
| Revenue From Use of Money/Prop | 14,751 | 16,473 | 6,550 | (9,923) | (60%) |
| Intergovernmental Rev Federal | 259,048 | 116,477 | 0 | (116,477) | (100%) |
| Charges For Services | 115,790 | 113,296 | 115,195 | 1,899 | 2% |
| Misc Revenue | 355,444 | 354,588 | 354,588 | 0 | 0% |
| TOTAL REVENUES | 914,321 | 771,834 | 476,333 | (295,501) | (38%) |
| APPROPRIATIONS | | | | | |
| Other Charges | 2,887 | 2,019 | 4,158 | 2,139 | 106% |
| F/A Equipment | 259,048 | 116,477 | 0 | (116,477) | (100%) |
| Other Financing Uses | 708,575 | 811,914 | 678,550 | (133,364) | (16%) |
| TOTAL APPROPRIATIONS | 970,510 | 930,410 | 682,708 | (247,702) | (27%) |
| NET COUNTY COST | 56,189 | 158,576 | 206,375 | 47,799 | 30% |

FUNCTION AND RESPONSIBILITY

The Local Law Enforcement Block Grant (LLEBG) serves as a clearing house for distribution of the Local Law Enforcement Block Grant awarded by the U.S. Department of Justice, Bureau of Justice Assistance (BJA) to Solano County and local agencies for such specific purposes as hiring additional law enforcement officers, enhancing security measures, establishing and supporting drug courts, procuring technology, etc. Through adoption of the 2005 Omnibus Appropriations Package, Congress streamlined the award of justice grants by combining the LLEBG and Byrne Formula Grants into a single Justice Assistance Grant Program, or JAG. Participation in JAG funding requires the County and its cities to reach agreement on a joint expenditure plan and submit a joint application to the BJA.

The Sheriff's Office assists the County's Public Protection departments in coordinating among the cities of Fairfield, Vacaville and Vallejo to equalize any BJA awards between cities and the County departments (District Attorney, Probation and the Sheriff) that provide jail, prosecution and probation services to cities.

Recommended Budget appropriations of \$13,000 are allocated toward helicopter flight time to assist law enforcement officers on the ground with large-scale anti-gang operations, to find fleeing suspects from crime scenes or from two local state prisons and to conduct search and rescue operations in remote areas.

This Program is now administered by the City of Fairfield Police Department.

| DETAIL BY REVENUE CATEGORY AND APPROPRIATION CATEGORY | 2009/10 ACTUALS | 2010/11 ADOPTED BUDGET | 2011/12 CAO RECOMMENDED | FROM ADOPTED TO RECOMMENDED | PERCENT CHANGE |
|--|----------------------------|---------------------------------------|--|--|---------------------------|
| REVENUES | | | | | |
| Intergovernmental Rev Federal | 8,645 | 62,787 | 13,000 | (49,787) | (79%) |
| TOTAL REVENUES | 8,645 | 62,787 | 13,000 | (49,787) | (79%) |
| APPROPRIATIONS | | | | | |
| Other Charges | 24 | 0 | 0 | 0 | 0% |
| Other Financing Uses | 8,645 | 62,956 | 13,000 | (49,956) | (79%) |
| TOTAL APPROPRIATIONS | 8,669 | 62,956 | 13,000 | (49,956) | (79%) |
| NET COUNTY COST | 24 | 169 | 0 | (169) | (100%) |

DEPARTMENTAL PURPOSE

Animal Care Services Division of the Sheriff's Office is responsible for providing animal control services throughout the unincorporated county area and shelter services for the entire county including the seven cities in Solano County.

FUNCTION AND RESPONSIBILITY

Animal Care Services is responsible for providing animal control services through the following activities: patrolling the unincorporated areas; countywide dog licensing, enforcement of animal-related codes and regulations; care, shelter and placement of stray and/or abandoned animals; spay and neutering of adoptable animals; providing public low cost spay/neuter and low-cost vaccination clinics; disposal of ill or deceased animals; and investigating charges of animal abuse. Animal Care Services also provides rabies control services and quarantine service for the entire county, which is mandated by the California Code of Regulations, Title 17 (Public Health), and CCR. 2606 (Rabies, Animal) and associated state regulations.

SIGNIFICANT CHALLENGES AND ACCOMPLISHMENTS

Accomplishments

- Twelve public low-cost spay/neuter clinics are held at the shelter for the dogs and cats of residents of Solano County. The once-a-month service is provided by the shelter's two contracted veterinarians. This past year, 177 pets were sterilized. The low cost clinics are so much in demand the clinic service is booked six months in advance.
- Commissioned an Animal Care Facility Master Plan, in conjunction with the Architectural Services Division, to evaluate the existing Animal Care Services facility for potential future renovation and expansion. The study has identified a need for major repairs and potential replacement of facility structures.

WORKLOAD INDICATORS

During the period July 1, 2009 – June 30, 2010,

- Animal Care Services received 10,339 animals through the County shelter as strays, owner-surrenders, confiscated or deceased.
- Animal Control Officers responded to 745 animal bite reports and carried out the associated rabies quarantines on the biting animals
- 491 dogs, 532 cats and 38 other animals were adopted from the shelter, 1,262 animals were returned to their owners, and 624 animals went to animal rescue organizations.

DEPARTMENTAL BUDGET SUMMARY

The Recommended Budget for Animal Care Services of \$2,529,656 represents an overall increase of \$17,947 or 0.9%, in revenues and \$72,854 or 3.0%, in expenditures when compared to FY2010/11 Adopted Budget. As a result, Net County Cost is increased by \$54,907 or 10%.

The primary funding sources for Animal Care Services are:

- Revenues from other governmental agencies of \$1,646,637 are estimated to increase by \$30,047 from the previous fiscal year. These revenues represent the annual payments from the seven Solano County cities for their proportional share of costs for the operations of Animal Care Services.
- Charges for services of \$151,500, showing an increase of \$4,100, are generated primarily from fees received for animal impounds and boarding, disposal of dead animals, owner surrender, redemption, requested euthanasia, animal pick-up, rabies quarantine, spay/neuter and vaccination. The charges for services also include a payment of approximately \$200 per month from the Division of Public Works as reimbursements for the pick-up of dead animals on county roads.
- General Fund cost of \$601,399 reflecting an increase of \$54,907 represents the County's share of costs for the operation of the Animal Care Services.

The primary costs for Animal Care Services are:

- Salary and benefits of \$1,526,276, which are estimated to increase by \$131,267 mainly due to:

- \$49,001 increase in Extra Help staff to enable the animal shelter to return to a 6-day a week public operations.
- \$39,162 increase in workers compensation and unemployment insurance charges.
- \$15,294 increase in retirement costs.
- \$13,536 increase in health insurance costs.
- Other professional services of \$122,000 to cover the costs of:
 - \$117,000 for two part-time veterinarians, each for 15 hours per week at \$75 per hour.
 - \$5,000 for a contract with the Benicia-Vallejo Humane Society for patrol relief.
- Animal food, medical supplies, and drugs/pharmaceuticals totaling \$76,100 are projected to increase by \$7,100 due to the increase in animals and more in-house spay/neutering.
- Contracted services of \$84,011, mostly for dog licensing services with PetData, Inc. The fees are distributed to the County and the cities based on the addresses of the animals. Estimated dog licensing revenues for the unincorporated area are \$29,000 in FY2011/12.
- Countywide administrative overhead (A87) charges of \$226,189 show a reduction of \$119,373, primarily from the elimination of General Services administrative charges from the A87 costs. The savings are offset by a new charge of \$86,595 in Departmental Administrative Overhead from the Sheriff's Office.

DEPARTMENT COMMENTS

The County owns and operates the Animal Care Services Facility located at 2510 Claybank Road in Fairfield. Under a memorandum of understanding (MOU) dated March 1, 2006, the County has agreed to provide animal shelter services to the seven Solano County cities in exchange for each city's contribution of its proportional share of costs for the maintenance and operation of the animal shelter facility and care of the animals. The proportional share of costs is determined by the number of animals from each city and the unincorporated area received at the animal shelter. In FY2011/12, the County share is estimated at \$601,399, an increase of \$54,907 from the previous fiscal year.

On April 12, 2011, the Board of Supervisors approved in concept the transfer of the Animal Care Services Division from the Department of General Services to the Sheriff's Office effective July 1, 2011. The transfer is based on the findings and recommendation of an outside management consultant, confirmed by CAO staff, that such transfer will improve the conditions at the animal shelter, enhance service deliver to the public and result in savings and/or cost mitigation.

The Sheriff's preliminary plan for the operation of the animal shelter include leveraging existing supervisory staff at the Claybank Detention Facility to provide additional management and supervision at the animal shelter. Sheriff's Office volunteers may be called upon to supplement the regular shelter volunteers. The animal shelter is facing increase in workload and service demands, and funding for additional staff is not presently revenue offset. The County and its city partners, given the current fiscal climate, are seeking to address facility and operation demands.

| DETAIL BY REVENUE CATEGORY AND APPROPRIATION CATEGORY | 2009/10 ACTUALS | 2010/11 ADOPTED BUDGET | 2011/12 CAO RECOMMENDED | FROM ADOPTED TO RECOMMENDED | PERCENT CHANGE |
|---|--------------------|------------------------------|-------------------------------|-----------------------------------|-------------------|
| REVENUES | | | | | |
| Licenses, Permits & Franchise | 37,846 | 38,520 | 37,320 | (1,200) | (3%) |
| Intergovernmental Rev State | 36 | 0 | 0 | 0 | 0% |
| Intergovernmental Rev Federal | 0 | 5,000 | 0 | (5,000) | (100%) |
| Intergovernmental Rev Other | 1,588,053 | 1,616,590 | 1,646,637 | 30,047 | 2% |
| Charges For Services | 155,302 | 147,400 | 151,500 | 4,100 | 3% |
| Misc Revenue | 103,510 | 102,800 | 92,800 | (10,000) | (10%) |
| TOTAL REVENUES | 1,884,747 | 1,910,310 | 1,928,257 | 17,947 | 1% |
| APPROPRIATIONS | | | | | |
| Salaries and Employee Benefits | 1,380,641 | 1,395,009 | 1,526,276 | 131,267 | 9% |
| Services and Supplies | 591,338 | 655,558 | 625,974 | (29,584) | (5%) |
| Other Charges | 226,948 | 347,062 | 314,284 | (32,778) | (9%) |
| Other Financing Uses | 32,272 | 51,173 | 55,169 | 3,996 | 8% |
| Intra-Fund Transfers | 21,454 | 8,000 | 7,953 | (47) | (1%) |
| TOTAL APPROPRIATIONS | 2,252,653 | 2,456,802 | 2,529,656 | 72,854 | 3% |
| NET COUNTY COST | 367,905 | 546,492 | 601,399 | 54,907 | 10% |
| STAFFING | | | | | |
| Animal Care Services | 16 | 16 | 16 | 0 | 0% |

SUMMARY OF SIGNIFICANT ADJUSTMENTS

The significant adjustment in the FY2011/12 Recommended Budget is salary expenses, a projected increase of \$131,267 from the previous fiscal year. While an increase of \$68,000 is due to higher rates for workers compensation, unemployment, health care and retirement is non-controllable, the \$49,000 for Extra Help staff is discretionary. The additional appropriations, if supported, would reinstate the two Extra Help positions that were eliminated in FY2010/11, enabling Animal Care Services to return to a six day a week schedule. This is pending concurrence and support from the Sheriff and the seven city partners.

Operating fewer days reduced the level of service to the community, resulting in families having one less day to find and/or redeem lost pets, as well as time to find and get to know an animal and process papers for adoptions. While these adverse impacts were expected, the closure of one extra day also had unexpected consequences. Due to laws governing "holding periods," the extra day of closure means that the shelter must keep unwanted animals an extra day before they can be euthanized. This additional holding day increases operating costs and provide less opportunity for adoptions of animals by the public. Staff indicates that the increase in operating costs for the additional holding period and the decrease in revenues from fewer adoptions largely negate the savings from the elimination of the Extra Help positions.

SUMMARY OF POSITION CHANGES

None.

PENDING ISSUES AND POLICY CONSIDERATIONS

The memorandum of understanding (MOU) between the County and its seven cities partners is set to expire on June 30, 2013. The MOU requires participating agencies to provide written notice of their intent to withdraw to all parties no later than two years prior to the expiration of the agreement. The deadline for this current agreement is June 30, 2011.

Due to the fiscal challenges affecting all parties, the County's seven city partners have been seeking reductions in their share of costs for the operation of the animal shelter and the care of animals. Toward this end, each city has appointed a representative to a committee that reviewed and analyzed the details and the cost of each service provided by the animal shelter. Based on criteria established by the committee, each service was classified and prioritized, and recommendations were made to maintain, reduce or eliminate it. The committee's findings and recommendations have been presented to the County/City Managers Group for action in May/June 2011. The Group's decision on the services that the animal shelter should continue to provide and the level of services will have a significant impact on each partner's proportional share of costs.

The MOU also includes an acknowledgement by all parties that the animal shelter at Claybank will likely need to be replaced, substantially refurbished, or supplemented by additional facility investments during the term of the MOU. All parties also acknowledged that the cost of a new or refurbished animal shelter must be borne by all parties that will utilize the new shelter. In FY2009/10, an Animal Care Facility Master Plan completed by consultants recommended the replacement of the existing animal shelter with a new facility which proved to be too costly in the current economic downturn. While there is an acknowledgement by all parties that the current facility is inadequate and is in a deteriorated condition, the estimated cost of the replacement at \$26 million was deemed extravagant and not realistic. Staff was directed to find the least expensive option that can meet the minimum needs of the shelter. Again, the size and scope of a new or refurbished facility will depend on the services that the animal shelter will provide as deemed necessary by the parties.

In December 2010, preliminary work for the roof replacement of the existing Animal Shelter administration building revealed serious mold infestation, dry rot and was found to be beyond cost-effective repair. The County decided to demolish the old modular building and lease and set-up another modular building as a temporary replacement. The Division of Architectural Services has conducted a survey and analysis and is recommending a low-cost replacement option using a pre-engineered building with tenant improvements at a cost of \$768,000. The recommended replacement building has an estimated useful life of 30 to 40 years. In addition, major maintenance issues have also come up with the roof of the animal shelter building that will necessitate a replacement of the roof in FY2011/12. While agreement on the best approach to address facility needs and the funding have not yet been determined, the County has been conducting continuing discussions with its partners on cost sharing options for the replacement of the administration building and major maintenance of the animal shelter building. An update will be forthcoming in early FY2011/12.

DISTRICT PURPOSE

This budget is administered by the Sheriff/Coroner and provides for the cost of indigent burials. According to Government Code 27462, if the value of the estate of a deceased person is insufficient to cover the costs of burial, the expenses are a legal charge against the County.

FUNCTION AND RESPONSIBILITY

This budget provides for the cost of indigent burials.

SIGNIFICANT CHALLENGES AND ACCOMPLISHMENTS

None.

WORKLOAD INDICATORS

None.

DEPARTMENTAL BUDGET SUMMARY

The Recommended Budget for Indigent Burial reflects \$20,986 in expenditures and no revenues. When compared to the FY2010/11 Adopted Budget, expenditures decreased by \$164.

DEPARTMENT COMMENTS

None.

SUMMARY OF POSITION CHANGES

This budget is administered by the Sheriff/Coroner.

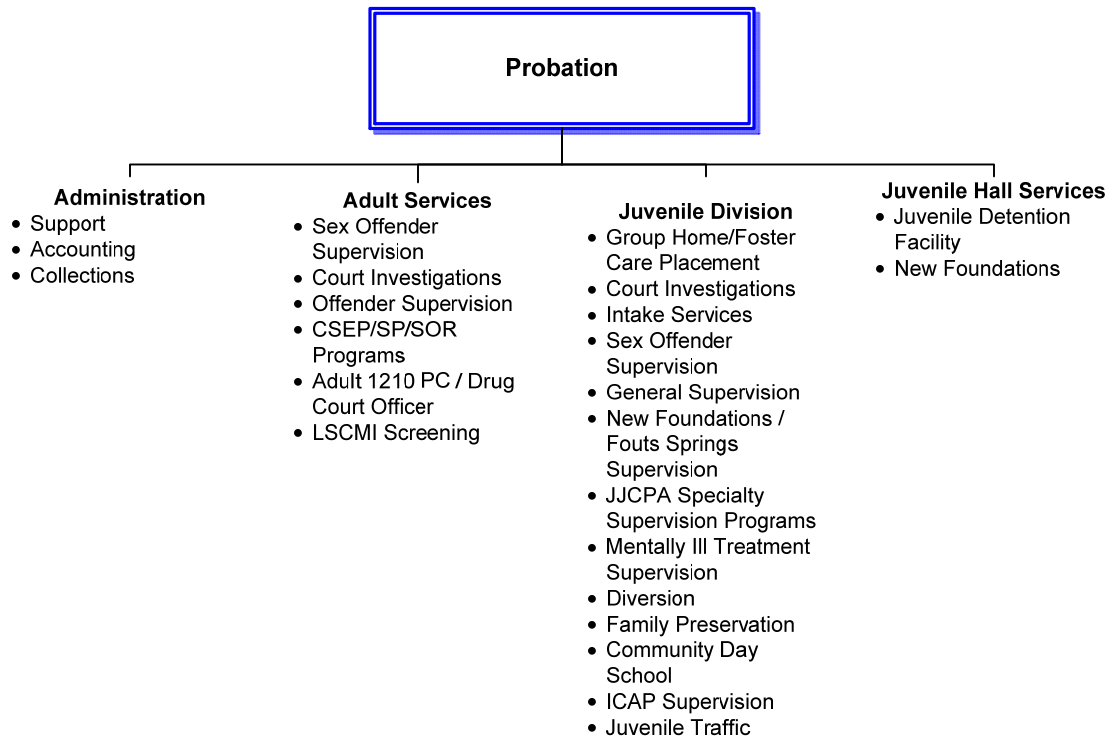
PENDING ISSUES AND POLICY CONSIDERATIONS

There are no pending issues or policy considerations at this time.

| DETAIL BY REVENUE CATEGORY AND APPROPRIATION CATEGORY | 2009/10 ACTUALS | 2010/11 ADOPTED BUDGET | 2011/12 CAO RECOMMENDED | FROM ADOPTED TO RECOMMENDED | PERCENT CHANGE |
|--|----------------------------|---------------------------------------|--|--|---------------------------|
| REVENUES | | | | | |
| Misc Revenue | 6,922 | 5,772 | 0 | (5,772) | (100%) |
| TOTAL REVENUES | 6,922 | 5,772 | 0 | (5,772) | (100%) |
| APPROPRIATIONS | | | | | |
| Other Charges | 12,832 | 21,150 | 20,986 | (164) | (1%) |
| TOTAL APPROPRIATIONS | 12,832 | 21,150 | 20,986 | (164) | (1%) |
| NET COUNTY COST | 5,910 | 15,378 | 20,986 | 5,608 | 36% |

SUMMARY OF SIGNIFICANT ADJUSTMENTS

None.



DEPARTMENTAL PURPOSE

Headed by the Chief Probation Officer as prescribed in Section 270 of the California Welfare and Institutions Code, and Sections 1203.5 and 1203.6 of the California Penal Code, the Probation Department provides community protection through interventions with adult and juvenile offenders. Additionally, Welfare and Institutions Code Section 850 establishes the requirement for a Juvenile Hall and Welfare and Institutions Code Section 854 places the appointment of the staff assigned to a Juvenile Hall under the direction of the Chief Probation Officer.

The Probation Department also oversees the Fouts Springs Youth Ranch (Fouts) (budget unit 2801) and the Office of Family Violence Prevention (OFVP) (budget unit 5500).

Fouts is operated under a Joint Powers Agreement (JPA) between Solano and Colusa Counties. The OFVP was created by the Board of Supervisors in 1998 to provide a coordinated countywide response to family violence.

| Budget Summary: | |
|--|------------|
| FY2010/11 Third Quarter Projection: | 30,185,175 |
| FY2011/12 Recommended: | 28,256,760 |
| County General Fund Contribution: | 20,742,420 |
| Percent County General Fund Supported: | 73.4% |
| Total Employees (FTEs): | 164.5 |

FUNCTION AND RESPONSIBILITIES

The Probation Department is responsible for providing safe and secure juvenile detention and treatment programs, conducting investigations for the Court, holding offenders accountable, enforcing Court orders, facilitating rehabilitation of offenders, and supporting victim restoration. It carries out these responsibilities through its Juvenile Detention Facility; the New Foundations program; Adult Court and Field Services; Juvenile Intake, Court, Field and Placement Services; and Fouts Springs Youth Ranch. The Probation Department also provides a variety of support services including maintenance of criminal records, oversight of employee training and standards, implementation of operational standards, strategic planning, fiscal administration, grant administration, collection of fines, fees and victim restitution, and financing and implementation of automated systems. In addition, the Office of Family Violence Prevention provides victim assistance, education, outreach, crisis shelter support and funding administration as well as providing assistance to victims through the Family Violence Intervention Team.

SIGNIFICANT CHALLENGES AND ACCOMPLISHMENTS

- The Adult Division used existing resources to develop a specialized intensive supervision caseload for 18 to 25 year-old defendants released on Supervised Own Recognizance pending court hearings. This early intervention program for young adults provided a life skills program as well as referrals to substance abuse programs and other treatment services.
- Developed detailed comprehensive manuals for each position in the Clerical Division which aided in providing training and cross training of staff. Despite losing 3.5 FTE clerical support positions during FY2010/11, staff continued carrying out critical clerical functions by re-prioritizing tasks, cross-training other support staff and training temporary light duty staff from other divisions using these manuals as tools.
- The Juvenile Intake Unit was restructured allowing the department to continue successfully managing juvenile referrals and providing conditional release services despite the loss of Police Probation Teams and specialized conditional release officer positions.
- Fouts Springs Youth Ranch served 77 young male offenders committed to Fouts Springs for placement from 16 California counties, with 77% successfully graduating from the program.
- The Office of Family Violence Prevention was successful in obtaining \$800,000 in grant funding for the Solano Family Justice Center and Safe Haven Supervised Visitation and Exchange projects. Additionally, the OFVP received \$50,000 from the Avon Foundation for Women for victim empowerment activities.

WORKLOAD INDICATORS

- During the period of July 1, 2009 – June 30, 2010, the Juvenile Division completed 2,684 assessments of juvenile offenders using the Juvenile Assessment and Intervention System and the Adult Division completed 2,487 assessments of adult offenders using the Level of Service—Revised and the Level of Service/Case Management Inventory. These assessments were used to identify the appropriate level and type of intervention most effective in intervening with these offenders to reduce the likelihood of their reoffending.
- During the same 12-month period, Probation staff at Fouts Springs Youth Ranch, the Juvenile Detention Facility, Juvenile Services and Adult Services provided more than 200 group sessions of cognitive behavioral interventions including Aggression Replacement Therapy, Life Skills, Anger Management and Misdemeanor Offender.
- During the same 12-month period, the Collections Unit collected more than \$245,000 in victim restitution.

| DETAIL BY REVENUE AND APPROPRIATION FUNCTIONAL AREA | 2009/10 ACTUALS | 2010/11 ADOPTED BUDGET | 2011/12 CAO RECOMMENDED | FROM ADOPTED TO RECOMMENDED | PERCENT CHANGE |
|--|------------------------|-------------------------------|--------------------------------|------------------------------------|-----------------------|
| REVENUES | | | | | |
| Administration | 20,908,880 | 19,994,648 | 20,969,155 | 974,507 | 5% |
| Adult Services | 734,520 | 572,088 | 527,680 | (44,408) | (8%) |
| Juvenile Division | 6,406,389 | 6,530,172 | 3,506,179 | (3,023,993) | (46%) |
| Juvenile Hall Services | 3,227,613 | 3,285,746 | 3,253,746 | (32,000) | (1%) |
| TOTAL REVENUES | 31,277,402 | 30,382,654 | 28,256,760 | (2,125,894) | (7%) |
| APPROPRIATIONS | | | | | |
| Administration | 6,526,206 | 6,750,750 | 6,239,299 | (511,451) | (8%) |
| Adult Services | 5,830,585 | 4,805,342 | 4,781,265 | (24,077) | (1%) |
| Juvenile Division | 9,335,045 | 9,257,038 | 7,520,498 | (1,736,540) | (19%) |
| Juvenile Hall Services | 9,713,553 | 9,541,212 | 9,715,698 | 174,486 | 2% |
| TOTAL APPROPRIATIONS | 31,405,389 | 30,354,342 | 28,256,760 | (2,097,582) | (7%) |
| NET COUNTY COST | 127,987 | (28,312) | 0 | 28,312 | (100%) |
| STAFFING | | | | | |
| Administration | 20.0 | 18.0 | 16.0 | (2.0) | (11%) |
| Adult Services | 66.0 | 47.0 | 43.5 | (3.5) | (7%) |
| Juvenile Division | 66.5 | 52.0 | 39.0 | (13.0) | (25%) |
| Juvenile Hall Services | 74.0 | 68.0 | 66.0 | (2.0) | (3%) |
| TOTAL STAFFING | 226.5 | 185.0 | 164.5 | (20.5) | (11%) |

DEPARTMENTAL BUDGET SUMMARY

The Recommended Budget for Probation is \$28,256,760, which represents an overall decrease of \$2,125,894, or 7.0%, in revenues and a decrease of \$2,097,582, or 6.9%, in expenditures when compared to the FY2010/11 Adopted Budget. County General Fund contribution is \$20,742,420, an increase of \$949,443, or 4.7%, from Adopted Budget. General Fund contribution represents approximately 73% of all Departmental revenues.

Salaries and Employee Benefits of \$17,989,988 denote a reduction of \$881,819, or 4.7%, from Adopted Budget. This reflects savings from the elimination of 19.0 FTE positions, including 8.0 FTE under the PARS incentive, partially offset by cost increases in the employer share of employee benefits and by non-recurring leave payouts for anticipated retirements.

Services and Supplies of \$4,863,593 reflect a reduction of \$542,585, or 10.0%, from Adopted Budget. These reductions include a \$230,000 decrease in Other Professional Services in response to declining Youthful Offender Block Grant (YOBG) revenues and a \$202,541 decrease in Contracted Services due to Juvenile Justice Crime Prevention Act (JJCPA) grant revenue losses because of the public safety VLF surcharge expiration on June 30, 2011. The YOBG reduction would result in the loss of 2.0 FTE at the Fouts Springs Youth Ranch, while the JJCPA reduction would result in closure of the Department's Vallejo Day Reporting Center.

Other Charges of \$4,530,359 show a reduction of \$543,034, or 10.7%, from Adopted Budget. The most financially significant factor in this decrease was a \$772,088 decline in Countywide Administrative Overhead charges. This was partially offset by a net increase of \$194,088 in Support and Care of Persons attributed to a 33% increase in Group Home Placement rates, increased placements at those new rates and increased costs for Division of Juvenile Justice placements of minors whose offenses do not qualify for lower rates.

More programmatically significant, however, than the expenses presented under Other Charges are the expenses for Fouts Springs, which are absent.

FOUTS SPRINGS YOUTH RANCH

County costs for placement of wards at the Fouts Springs Youth Ranch are budgeted in Other Charges. Solano County is financially committed to support 18 beds per month at Fouts Springs, at a FY2010/11 cost of \$6,400 per bed and an annual total cost of \$1,382,400. Continued low ward enrollments and losses in juvenile camp funding required the Fouts Springs Youth

Authority to balance its FY2011/12 operating budget by raising the owner county rate to \$9,218 per month, increasing the County's annualized placement charges by \$608,688, to \$1,991,088. At the same time, the June 30, 2011 expiration of the 0.15% public safety VLF surcharge reduced the JJCPA revenues available to support ward placements by approximately \$500,000.

Maintaining the *status quo* with respect to Fouts Springs would therefore result in an additional \$1.1 million in General Fund costs for FY2011/12. Even as Solano County's monthly rate and financial commitment would increase, the competition for wards from non-owner counties, when those same counties are trying to reduce costs, intensifies. As a result, Fouts Springs' non-owner county monthly rate was kept at the FY2010/11 amount of \$4,200, less than 50% of the cost to Solano and Colusa Counties. As a result, Probation program reductions will have to be implemented and ward placements by counties with no ownership responsibilities would be subsidized with Solano County General Fund monies.

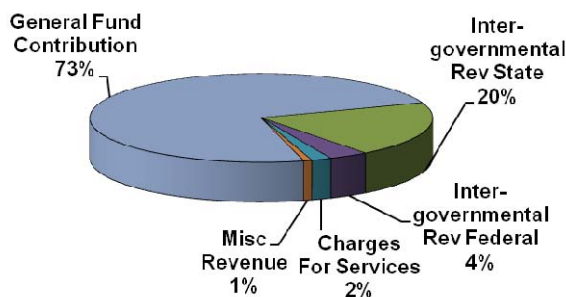
The Recommended Budget absorbs \$500,000 of the reduction through elimination of 6.0 FTE from the Department's Juvenile and Adult units. Whether the County meets its obligation to juvenile wards through placement at Fouts or another facility, these reductions are necessary to meet the JJCPA revenue losses. Continued operation of Fouts Springs would require an additional \$600,000, fulfilled either by an increase in General Fund contribution, the deletion of another 5.0 FTE in the Juvenile and Adult units, or some combination of revenue and expense adjustments, all with financial and program impacts.

Solano County has advised Colusa County of its intent to terminate the JPA no later than June 30, 2012, as is the County's unilateral right. Solano County has also advised Colusa County that it stands ready to support Colusa County in taking the necessary steps to reach a mutually agreeable termination or transfer of operating authority prior to that date.

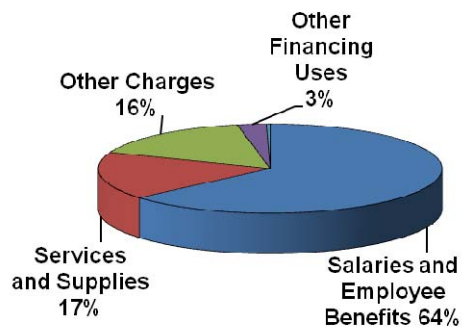
Accordingly, the Recommended Budget assumes Solano County's full financial participation in Fouts Springs through October 31, 2011, and budgets ward placement costs at \$9,218 per month through that date. For the balance of FY2011/12, the Budget assumes a monthly ward cost of \$4,988 per month. Should Solano County be required to keep Fouts Springs open through the end of FY2011/12, the County faces a minimum General Fund exposure of \$609,000.

Revenues of \$28,256,760 reflect a total reduction of \$2,125,894, or 7%, and include \$20,742,240 in General Fund support as noted above. Non-General Fund revenues decreased by a net of \$3,075,337 and include the elimination of \$2,534,413 in public safety VLF-funded JJCPA and JPCF juvenile grants, a reduction of \$760,000 in earned federal Title IV-E revenue due to staff reductions and the Health & Social Services rate offset and a reduction of \$183,337 in California Emergency Management Agency adult grant revenues upon the expiration of ARRA funding.

SOURCE OF FUNDS



USE OF FUNDS



| DETAIL BY REVENUE CATEGORY AND APPROPRIATION CATEGORY | 2009/10 ACTUALS | 2010/11 ADOPTED BUDGET | 2011/12 CAO RECOMMENDED | FROM ADOPTED TO RECOMMENDED | PERCENT CHANGE |
|--|----------------------------|---------------------------------------|--|--|---------------------------|
| REVENUES | | | | | |
| Fines, Forfeitures, & Penalty | 15,963 | 18,150 | 14,700 | (3,450) | (19%) |
| Revenue From Use of Money/Prop | 2,562 | 0 | 0 | 0 | 0% |
| Intergovernmental Rev State | 8,234,807 | 7,970,401 | 5,691,155 | (2,279,246) | (29%) |
| Intergovernmental Rev Federal | 1,543,599 | 1,683,828 | 1,050,955 | (632,873) | (38%) |
| Charges For Services | 483,971 | 591,520 | 534,863 | (56,657) | (10%) |
| Misc Revenue | 368,615 | 325,778 | 222,667 | (103,111) | (32%) |
| General Fund Contribution | 20,627,883 | 19,792,977 | 20,742,420 | 949,443 | 5% |
| TOTAL REVENUES | 31,277,401 | 30,382,654 | 28,256,760 | (2,125,894) | (7%) |
| APPROPRIATIONS | | | | | |
| Salaries and Employee Benefits | 20,735,316 | 18,871,807 | 17,989,988 | (881,819) | (5%) |
| Services and Supplies | 4,907,600 | 5,406,178 | 4,863,593 | (542,585) | (10%) |
| Other Charges | 4,840,889 | 5,073,393 | 4,530,359 | (543,034) | (11%) |
| Other Financing Uses | 704,744 | 808,451 | 774,804 | (33,647) | (4%) |
| Intra-Fund Transfers | 216,842 | 194,513 | 98,016 | (96,497) | (50%) |
| TOTAL APPROPRIATIONS | 31,405,389 | 30,354,342 | 28,256,760 | (2,097,582) | (7%) |
| NET COUNTY COST | 127,989 | (28,312) | 0 | 28,312 | (100%) |

SUMMARY OF SIGNIFICANT ADJUSTMENTS

The loss of \$2,534,413 in public safety VLF augmentation effective June 30, 2011, and discussed above, will result in the following FY2011/12 program eliminations and reductions:

Elimination:

- Day Reporting Center (JJCPA), \$640,000
- Repeat Offender Prevention Program (JJCPA), \$228,000
- Juvenile Drug Offender Program (JJCPA) \$207,000

Reductions:

- Juvenile Hall staffing reduced by 2.0 FTE (JPCF): \$248,178
- Juvenile Division, Probation staffing reduced by 11.0 FTE (JPCF): \$1,211,235

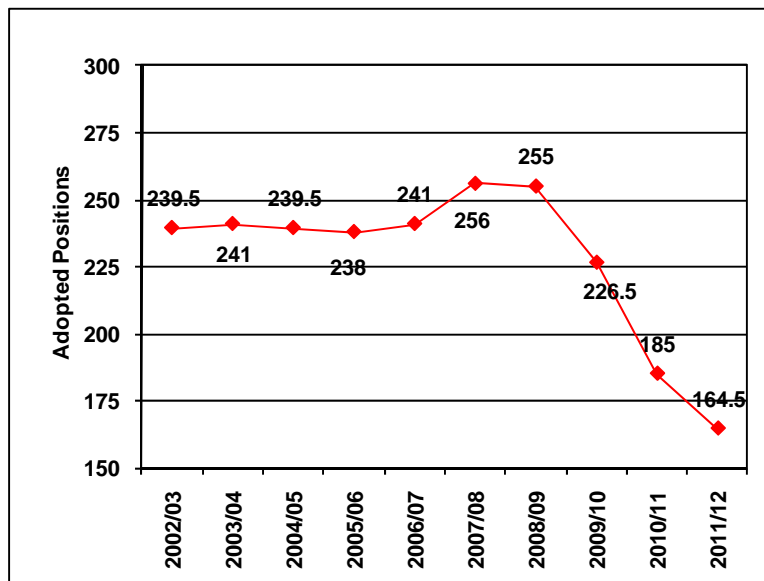
SUMMARY OF POSITION CHANGES

Reductions in the department's position allocations during FY2010/11 are provided below.

- In November 2010, the following positions were deleted to reduce county cost:
 - 1.0 FTE Office Assistant II assigned in the Vallejo Office--Reception
 - 0.5 FTE Legal Procedures Clerk
- In April 2011. The following positions were deleted under the PARS retirement incentive to reduce County cost:
 - 1.0 FTE Clerical Operations Supervisor – Adult Division
 - 1.0 FTE Deputy Probation Officer Limited Term – Adult Division
 - 1.0 FTE Clerical Operations Supervisor – Juvenile Division
 - 1.0 FTE Deputy Probation Officer – Juvenile Division
 - 3.0 FTE Senior Deputy Probation Officer – Juvenile Division
 - 1.0 FTE Supervising Deputy Probation Officer – Juvenile Division

- The FY2011/12 Recommended Budget would eliminate the following positions to mitigate the anticipated loss of funding from the JJCPA and JPCF grants, and to reduce county costs:
 - 2.0 FTE Supervising Group Counselor – Juvenile Detention Facility
 - 1.0 FTE Accounting Technician – Accounting/Collections
 - 1.0 FTE Supervising Deputy Probation Officer Limited Term – Adult Division
 - 1.0 FTE Deputy Probation Officer – Juvenile Division
 - 4.0 FTE Senior Deputy Probation Officer – Juvenile Division
 - 2.0 FTE Legal Procedures Clerk – Juvenile Division
 - 1.0 FTE Probation Services Manager – Juvenile Division

STAFFING TREND



PENDING ISSUES AND POLICY CONSIDERATIONS

The Governor’s realignment proposal has significant implications for the Probation Department. The proposal's operational impact will depend on the details of implementation. If youthful offenders may no longer be committed to state custody, the identification or development of alternative programs may also be necessary to meet this population's long-term intensive treatment needs. Additional staff and operational changes will be needed in the Adult Division if some or all parole functions are transferred to Probation as well, to address Probation’s role in supervising low-level offenders who are no longer eligible for state prison commitments.

| DETAIL BY REVENUE AND APPROPRIATION OTHER ADMINISTERED BUDGETS | 2009/10 ACTUALS | 2010/11 ADOPTED BUDGET | 2011/12 CAO RECOMMENDED | FROM ADOPTED TO RECOMMENDED | PERCENT CHANGE |
|---|----------------------------|---------------------------------------|--|--|---------------------------|
| REVENUES | | | | | |
| 8035-Juv Hall Rec-Ward Welfare Fund | 20,685 | 20,000 | 16,000 | (4,000) | (20%) |
| 5500-Office of Family Violence Preven. | 200,178 | 230,505 | 543,018 | 312,513 | 136% |
| 2801-Fouts Springs Youth Facility | 3,724,162 | 3,999,336 | 3,934,501 | (64,835) | (2%) |
| APPROPRIATIONS | | | | | |
| 8035-Juv Hall Rec-Ward Welfare Fund | 36,166 | 20,000 | 2,177 | (17,823) | (89%) |
| 5500-Office of Family Violence Preven. | 516,636 | 538,033 | 894,178 | 356,145 | 66% |
| 2801-Fouts Springs Youth Facility | 3,871,646 | 3,956,259 | 3,317,681 | (638,578) | (16%) |
| NET CHANGE | | | | | |
| 8035-Juv Hall Rec-Ward Welfare Fund | 15,481 | 0 | (13,823) | (13,823) | 0% |
| 5500-Office of Family Violence Preven. | 316,458 | 307,528 | 351,160 | 43,632 | 14% |
| 2801-Fouts Springs Youth Facility | 147,484 | (43,077) | (616,820) | (573,743) | 1332% |

The Department's respective 'other' budget units follow.

FUNCTION AND RESPONSIBILITY

Pursuant to Welfare and Institutions Code Section 873, this fund's revenue is derived from the tariffs on collect calls placed through a third-party telephone service vendor by wards confined at the Juvenile Detention Facility or New Foundations.

The money deposited in the Ward Welfare Fund shall be expended by the Probation Department for the benefit, education, and welfare of the wards confined within the juvenile detention facility or other juvenile facilities. Specific expenditures have included tutoring services, books, publications and recreation and entertainment equipment.

| DETAIL BY REVENUE CATEGORY AND APPROPRIATION CATEGORY | 2009/10 ACTUALS | 2010/11 ADOPTED BUDGET | 2011/12 CAO RECOMMENDED | FROM ADOPTED TO RECOMMENDED | PERCENT CHANGE |
|--|----------------------------|---------------------------------------|--|--|---------------------------|
| REVENUES | | | | | |
| Revenue From Use of Money/Prop | 1,352 | 2,000 | 750 | (1,250) | (63%) |
| Misc Revenue | 19,333 | 18,000 | 15,250 | (2,750) | (15%) |
| TOTAL REVENUES | 20,685 | 20,000 | 16,000 | (4,000) | (20%) |
| APPROPRIATIONS | | | | | |
| Services and Supplies | 35,857 | 19,340 | 250 | (19,090) | (99%) |
| Other Charges | 309 | 660 | 1,927 | 1,267 | 192% |
| TOTAL APPROPRIATIONS | 36,166 | 20,000 | 2,177 | (17,823) | (89%) |
| NET COUNTY COST | 15,481 | 0 | (13,823) | (13,823) | 0% |

SUMMARY OF SIGNIFICANT ADJUSTMENTS

The primary funding source for the Department is telephone commission income received from a third-party vendor (Global Tel*Link), which is tied to the population levels at the Juvenile Detention Facility and New Foundations. The average daily population at the facility is down, contributing to decreasing revenues. In response, the Department will continue to reduce services to maintain a balanced budget.

DEPARTMENTAL BUDGET SUMMARY

The Recommended Budget for the Office of Family Violence Prevention (OFVP) is \$894,178, which represents an overall increase of \$312,513, or 135.6%, in program revenues and an increase of \$356,145, or 66.2%, in expenditures when compared to the FY2010/11 Adopted Budget. The result is an increase of \$43,632, or 14.2% in Net County Cost from Adopted Budget. Net County Cost represents 39.3% of all OFVP revenues.

FUNCTION AND RESPONSIBILITY

The Office of Family Violence Prevention (OFVP) was created by the Board of Supervisors to reduce family violence in Solano County through collaborative and coordinated activities with County departments, community-based organizations, and non-profit victim service agencies with a focus on countywide prevention efforts.

This budget unit was established to allow for funding the administration of violence prevention activities on a countywide basis, and enable OFVP to receive and separately account for various Federal and State grants, as mandated by funding agency guidelines. Most of OFVP's appropriations are offset by dedicated revenue sources including Special Domestic Violence Oversight/Vital Records Fees. The OFVP also serves as a pass through agency for award of Marriage License Fee Surcharge Funding collected pursuant to the California State Domestic Violence Centers Act as well as Battered Women's Shelter Fees. OFVP's principal budgetary activities are:

5501 OFVP Administration

Monitoring available funding opportunities, writing and submitting grant applications; providing education/training on the negative effects of family violence on children; providing oversight of AB2405 funding imposed and collected by the Courts upon convictions of crimes of domestic violence (AB2405) California Penal Code Section 1463.27. (Fees are restricted to enhance services for Domestic Violence victims who are immigrants, refugees and/or rural community members); providing direction and staff support to the Solano Partnership Against Violence, the Board-Appointed Domestic Violence Coordinating Council and advisory board, in addition to providing program oversight and fiscal support for the Avon Foundation Grant-funded Solano Empowerment and Self-Sufficiency Program, as well as for the grant or dedicated revenue-funded projects outlined below.

5511 Solano Family Justice Center —Community Defined Solutions Program (SFJC CDS)

This grant is funded by the US Department of Justice, Office on Violence Against Women and supports the salary and benefits of a 0.50 FTE Social Worker III, as well as 1.0 FTE Assistant Family Violence Prevention Coordinator who will manage the Solano Family Justice Center grant project. The Solano Family Justice Center Project is a coordinated and collaborative victim service delivery model that will collocate about 20 different victim services professionals. The goals are to improve victim safety, reduce costs through shared resources, improve offender accountability through increased successful prosecutions, and decrease children's exposure to violence by supporting victims' long-term safety through economic empowerment.

5512 Solano Safe Haven Supervised Visitation and Safe Exchange Program (SSHP)

This grant is funded by the U.S. Department of Justice, Office on Violence Against Women and supports the planning and development of a supervised visitation and safe exchange program that takes into consideration the unique safety needs of domestic violence victims and their children. This grant funds one full-time Assistant Family Violence Prevention Coordinator who will manage the grant program. Safe Haven will provide court and non-court ordered supervised visitation and safe exchange services for families experiencing domestic violence that allow children to visit with the non-custodial parent in a setting that maintains safety for both the victim-parent and the children.

5519 Family Violence Intervention Team (FVIT)—Partially funded by dedicated DV-Oversight Revenue

Solano's Vital Records Fees are collected pursuant to state legislation passed in 2005 allowing Solano County to collect an extra \$2 on certain vital records requests in order to fund governmental coordination and oversight of domestic violence services. This fund is being used to offset planning costs for the Solano Family Justice Center and to partially fund OFVP's Social Worker III who works as a Victim Resource Specialist as part of the Family Violence Intervention Team. The legislation allowing collection of this fee is due to sunset in December 2011. Senate Bill 154 (Wolk) has been introduced in the current legislative session to eliminate the sunset date and ensure a continued revenue source dedicated to domestic violence oversight.

| DETAIL BY REVENUE CATEGORY AND APPROPRIATION CATEGORY | 2009/10 ACTUALS | 2010/11 ADOPTED BUDGET | 2011/12 CAO RECOMMENDED | FROM ADOPTED TO RECOMMENDED | PERCENT CHANGE |
|--|----------------------------|---------------------------------------|--|--|---------------------------|
| REVENUES | | | | | |
| Licenses, Permits & Franchise | 49,637 | 72,000 | 54,400 | (17,600) | (24%) |
| Fines, Forfeitures, & Penalty | 10,739 | 12,000 | 12,000 | 0 | 0% |
| Intergovernmental Rev Federal | 23,149 | 0 | 385,978 | 385,978 | 0% |
| Charges For Services | 585 | 0 | 0 | 0 | 0% |
| Misc Revenue | 116,068 | 146,505 | 90,640 | (55,865) | (38%) |
| TOTAL REVENUES | 200,178 | 230,505 | 543,018 | 312,513 | 136% |
| APPROPRIATIONS | | | | | |
| Salaries and Employee Benefits | 332,404 | 343,806 | 550,819 | 207,013 | 60% |
| Services and Supplies | 132,235 | 151,346 | 267,034 | 115,688 | 76% |
| Other Charges | 42,297 | 27,722 | 51,757 | 24,035 | 87% |
| Other Financing Uses | 9,412 | 14,859 | 24,098 | 9,239 | 62% |
| Intra-Fund Transfers | 288 | 300 | 470 | 170 | 57% |
| TOTAL APPROPRIATIONS | 516,636 | 538,033 | 894,178 | 356,145 | 66% |
| NET COUNTY COST | 316,457 | 307,528 | 351,160 | 43,632 | 14% |
| STAFFING | | | | | |
| Office of Family Violence Prevention | 4 | 3 | 5 | 2 | 67% |

SUMMARY OF SIGNIFICANT ADJUSTMENTS

- As noted above, with the award of new federal grants, the OFVP has hired 2.0 FTE additional limited term staff and will develop two new programs. OFVP has obtained a total of \$850,000 in multi-year public and private grants extending through FY2012/13.
- The United States Department of Justice (DOJ) has awarded OFVP a \$400,000 grant through its Community Defined Solutions to Violence Against Women program. The DOJ's Safe Haven Program is funding another \$400,000 on a three-year grant cycle open only to new programs. At the conclusion of the three-year initial period, Solano County will be eligible to apply for a three-year continuation grant in the amount of \$400,000. The SFJC CDS project is funded on a two-year cycle, with the likely opportunity for the County to reapply for continued funding as well. Finally, OFVP received a \$50,000 grant from the AVON Foundation for Women Domestic Violence Victim Empowerment program.
- OFVP currently has applications pending for an additional \$550,000 in grants which may be received during FY2011/12. Should those funds materialize, staff will submit an Appropriation Transfer Request for Board approval to receive and appropriate the revenues.
- OFVP continues planning for a physical Family Justice Center to support the one which is emerging programmatically. Any final plan will be presented to the Board for further consideration prior to implementation.
- During FY2011/12, the OFVP expects to continue discussions with the District Attorney's Office with the goal of physically and programmatically relocating OFVP there from Probation.

SUMMARY OF POSITION CHANGES

The award grant funding allowed the OFVP to increase its position allocations during FY2010/11 as follows:

- In November 2010, added 1.0 FTE Assistant Family Violence Prevention Coordinator funded from the SFJC CDS to Violence Against Women Program Grant, expiring September 30, 2012; and
- In January 2011, added 1.0 FTE Assistant Family Violence Prevention Coordinator funded from the Solano Safe Haven Supervised Visitation and Safe Exchange Program Grant, expiring September 30, 2013.

DEPARTMENTAL BUDGET SUMMARY

The FY2011/12 Fouts Springs Youth Ranch budget, adopted by the Fouts Springs Board of Directors, is \$4,074,195, which represents an overall decrease of \$64,835, or 1.6%, in revenues and a decrease of \$39,452 in expenditures, or 1%, when compared to its FY2010/11 budget. Fund Balance Applied is \$139,694, an increase of \$25,383, or 22.1%, from Adopted Budget.

Fouts Springs operates as an Enterprise Fund, deriving its revenues primarily from charges to counties for the care of juvenile wards. Of Fouts' \$3,578,696 in FY2011/12 budgeted program revenue, \$1,991,096 is budgeted in anticipation of Solano County paying for 18 beds per month at a monthly rate of \$9,218 for the full fiscal year.

FUNCTION AND RESPONSIBILITY

Fouts Springs is a youth correctional camp facility located at a remote site in the Mendocino National Forest in Colusa County, on land owned by the United States Forest Service (USFS) and occupied by the camp under a conditional use permit granted by USFS. Although Fouts Springs is organized as a division of Solano County Probation, rather than as a separate department, the facility is operated under a Joint Powers Agreement (JPA) between the counties of Colusa and Solano. In addition to serving as a resource for the placement of juvenile offenders by the member counties' respective Courts and Probation Departments, Fouts Springs accepts juvenile wards from several other California counties. Solano County is designated under the JPA as the administering county for the purposes of being the facility's employer of record, providing budgeting and accounting services, processing claims, purchasing and other administrative responsibilities.

Fouts Springs maintains collaborative relationships with JPA-owner counties (Solano and Colusa), the Colusa County Superintendent of Schools, non-owner counties, the local USFS office as well as local communities and law enforcement agencies. Fouts Springs provides overall security for all wards, including the arrest and apprehension of escaped wards, and transportation of in-custody wards to jails and juvenile halls. The Fouts Springs program provides treatment for delinquent youth as may be ordered by the juvenile courts. It concentrates on providing services that assist youth in changing their behavior through systems of behavior modification and cognitive behavioral interventions. The program is intended to act as an alternative resource and intervention for youth to avoid their commitment to State institutions.

| DETAIL BY REVENUE CATEGORY AND APPROPRIATION CATEGORY | 2009/10 ACTUALS | 2010/11 ADOPTED BUDGET | 2011/12 CAO RECOMMENDED | FROM ADOPTED TO RECOMMENDED | PERCENT CHANGE |
|--|----------------------------|---------------------------------------|--|--|---------------------------|
| REVENUES | | | | | |
| Revenue From Use of Money/Prop | 1,153 | 600 | 0 | (600) | (100%) |
| Intergovernmental Rev State | 262,218 | 310,036 | 5,854 | (304,182) | (98%) |
| Intergovernmental Rev Federal | 75,133 | 78,300 | 85,719 | 7,419 | 9% |
| Charges For Services | 3,310,703 | 3,575,400 | 3,799,928 | 224,528 | 6% |
| Misc Revenue | 74,514 | 35,000 | 43,000 | 8,000 | 23% |
| Other Financing Sources | 440 | 0 | 0 | 0 | 0% |
| TOTAL REVENUES | 3,724,162 | 3,999,336 | 3,934,501 | (64,835) | (2%) |
| APPROPRIATIONS | | | | | |
| Salaries and Employee Benefits | 2,871,084 | 3,054,021 | 2,469,000 | (585,021) | (19%) |
| Services and Supplies | 649,768 | 660,239 | 641,119 | (19,120) | (3%) |
| Other Charges | 111,017 | 121,802 | 89,550 | (32,252) | (26%) |
| Other Financing Uses | 82,389 | 120,197 | 118,012 | (2,185) | (2%) |
| TOTAL APPROPRIATIONS | 3,714,258 | 3,956,259 | 3,317,681 | (638,578) | (16%) |
| NET GAIN (LOSS) | 9,904 | 43,077 | 616,820 | 573,743 | 1332% |
| STAFFING | | | | | |
| Fouts Springs Youth Facility | 30 | 29 | 26 | (3) | (10%) |

SUMMARY OF SIGNIFICANT ADJUSTMENTS

- Because Fouts Springs operates as an Enterprise fund, its revenues must meet expenditures. The program's primary funding source, approximately 96.5%, is placement revenue received from owner and non-owner counties. Owner counties

Solano and Colusa pay a monthly rate of \$9,128, and non-owner counties pay a monthly rate of \$4,200. Solano and Colusa Counties commit jointly to 20 beds at the owner rate, 18 assigned to Solano and 2 assigned to Colusa. The remaining 3.5 % of funding comes from the School Nutrition Program and through medical reimbursements.

- The challenge for FY2011/12 is in compensating for the loss of approximately \$305,000 in state Camp and Ranch funding, and the Probation Department's inability to continue applying \$225,000 of Youthful Offender Block Grant funding to supplement Fouts Springs' services. The Fouts Springs Board of Directors recouped these losses by implementing substantially higher placement rate costs for owner county wards. Accordingly, Solano and Colusa County's charges increased from \$6,400 per bed per month for FY2010/11 to \$9,218 per bed per month for FY2011/12.
- The primary funding source for Fouts Springs and, by extension, its purpose for existence, is placement income from Joint Powers Agreement/JPA owner counties and non-owner counties. Fouts Springs' current fiscal crisis and uncertainty did little to encourage placements from non-owner counties which, in turn, resulted in decreased revenues. Other factors in Fouts' declining census include the availability of other facilities closer to the areas in which the wards originate, changing treatment modalities and increased financial strains on placement counties.
- In similarly adverse financial conditions during previous years, Fouts Springs responded by reducing costs through realigned services, aggressively promoting the program and reducing ward population. Having already implemented these measures, however, Fouts Springs is not in a position to invoke them again during the current downturn. Further, the challenges Fouts Springs now faces more closely reflect a paradigm shift rather than the trough of a business cycle.
- Therefore, and as noted in discussion of the Probation Department's Recommended Budget, Solano County has advised Colusa County of its intention to terminate the Fouts Springs JPA no later than June 30, 2012. Whether or not operating control will be transferred to Colusa County prior to that date, or if the two counties will reach agreement on an earlier closing strategy has yet to be determined. Probation's Recommended Budget assumes full participation in Fouts through October 31, 2011, and funding after that date sufficient for ward placement in alternative facilities.

SUMMARY OF POSITION CHANGES

- In April 2011. The following position was deleted under the PARS retirement incentive:
 - 1.0 FTE Staff Analyst
- The FY2011/12 Fouts Springs Budget eliminates the following positions due to State funding reductions:
 - 1.0 FTE Senior Group Counselor
 - 1.0 FTE Group Counselor

The Budget recommendation that Solano County withdraw from ownership and management of Fouts Springs would require reductions in County staff not set forth in the above Summary of Position Changes. To offer the Board the widest range of consideration and action during Budget Hearings, staff has posted seniority lists for all 30.0 FTE positions at Fouts Springs, including to the 2.0 FTE set forth above, effective July 23, 2011. The Board may delete any or all Fouts positions after that date in pursuit of Fouts Springs' closure or transfer of its operating responsibilities to another county.

**Agricultural Commissioner
and
Sealer of Weights and Measures**

- Pesticide Use Enforcement
- Weights and Measures
- Pest Detection
- Pest Exclusion
- Pest Management
- Nursery

DEPARTMENTAL PURPOSE

The Department of Agriculture combines the functions of the County Agricultural Commissioner and County Sealer of Weights and Measures into a consolidated unit. The Ag Commissioner/Sealer of Weights and Measures is licensed by the Secretary of the California Department of Food and Agriculture (CDFA) and is appointed by the Board of Supervisors. Specific duties and responsibilities of the Department are enumerated in the provisions of the Food and Agricultural Code and the Business and Professions Code. The Department is responsible for the implementation and enforcement of specified state laws and regulations at the local level as well as other duties as assigned or directed by the Board of Supervisors.

| Budget Summary: | |
|--|-----------|
| FY2010/11 Third Quarter Projection: | 2,713,220 |
| FY2011/12 Recommended: | 2,662,064 |
| County General Fund Contribution: | 796,636 |
| Percent County General Fund Supported: | 29.9% |
| Total Employees (FTEs): | 17.5 |

FUNCTION AND RESPONSIBILITIES

The Agricultural Commissioner's Office is responsible for protecting and promoting agriculture in the county. This is accomplished through its Pest Prevention, Pesticide Use Enforcement, Export Certification and Inspection Services programs.

The Sealer of Weights and Measure verifies equity in commercial transactions. It carries out this responsibility through its Device Inspections, Weighmaster Inspections, Petroleum Product Inspections, Quantity Control and point-of-sale (price scanner) inspections.

SIGNIFICANT CHALLENGES AND ACCOMPLISHMENTS

- Administered federal grant for local branding and promotion of Solano Grown produce and associated value-added products. Obtained various intellectual properties through copyright, trademark and Uniform Resource Locator (URL) processes to secure the Solano Grown brand. Created and distributed products for use by local producers to market their goods.
- Administered Federal Orders for the European Grapevine Moth (EGVM) and the Light Brown Apple Moth (LBAM). Facilitated the movement of fruits and plant products subject to these orders through insect trapping, inspection of fields and articles, and the issuance of compliance agreements.

WORKLOAD INDICATORS

- During the period of January 1, 2010 through December 31, 2010, the Agriculture Unit reviewed and issued 328 pesticide permits and 6,172 field site identification numbers.
- During the same 12-month period, Weights and Measures sealed 6,032 devices to verify their accuracy.

| DETAIL BY REVENUE AND APPROPRIATION FUNCTIONAL AREA | 2009/10 ACTUALS | 2010/11 ADOPTED BUDGET | 2011/12 CAO RECOMMENDED | FROM ADOPTED TO RECOMMENDED | PERCENT CHANGE |
|--|------------------------|-------------------------------|--------------------------------|------------------------------------|-----------------------|
| REVENUES | | | | | |
| Agricultural Commissioner / Weights and Measures | 1,924,044 | 1,870,455 | 1,865,428 | (5,027) | (0%) |
| TOTAL REVENUES | 1,924,044 | 1,870,455 | 1,865,428 | (5,027) | (0%) |
| APPROPRIATIONS | | | | | |
| Agricultural Commissioner / Weights and Measures | 2,712,607 | 2,748,372 | 2,662,064 | (86,308) | (3%) |
| TOTAL APPROPRIATIONS | 2,712,607 | 2,748,372 | 2,662,064 | (86,308) | (3%) |
| NET COUNTY COST | | | | | |
| Agricultural Commissioner / Weights and Measures | 788,563 | 877,917 | 796,636 | (81,281) | (9%) |
| TOTAL NET COUNTY COST | 788,563 | 877,917 | 796,636 | (81,281) | (9%) |
| STAFFING | | | | | |
| Agricultural Commissioner / Weights and Measures | 22.0 | 20.0 | 17.5 | (2.5) | (13%) |
| TOTAL STAFFING | 22.0 | 20.0 | 17.5 | (2.5) | (13%) |

DEPARTMENTAL BUDGET SUMMARY

The Recommended Budget of \$2,662,064 for the Agricultural Commissioner/Sealer of Weights Measures represents decreases of \$5,027 or 0.3% in revenues and \$86,308 or 3.1% in expenditures when compared to FY2010/11 Adopted Budget. As a result, Net County Cost decreased by \$81,281 or 9.3%.

The primary funding source for the Department is Intergovernmental Revenues at \$1,428,528 for providing inspection services and for maintenance of effort. The other significant funding source is Charges for Services at \$148,700 coming primarily from user fees.

The primary costs for the Agricultural Commissioner/Sealer are Salaries and Benefits which, at nearly \$2 million, account for nearly 75% of the overall departmental budget.

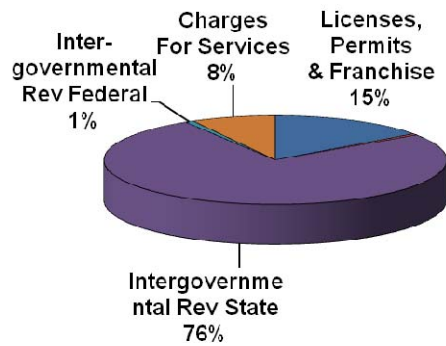
The budget includes \$56,646 for contracted wildlife services provided for public safety and to county livestock growers.

Also included is a one-time increase of \$29,975 for GIS mapping services provided by DoIT.

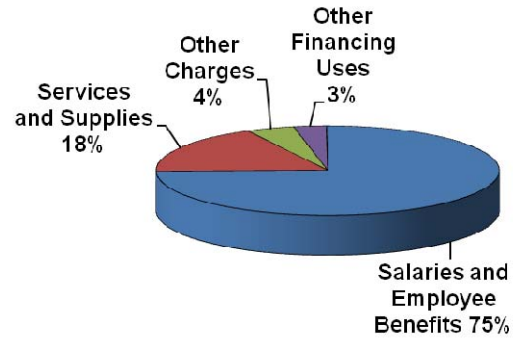
DEPARTMENT COMMENTS

In line with efforts to further reduce County cost, beginning July 1, 2011, Solano County Weights and Measures will implement a state-approved variable frequency of inspection for devices registered in the county. This program change is a temporary relaxation of State mandated inspection frequencies. Two staff will be assigned to agricultural programs that are revenue generating. The effect of this change will be twofold, Weights and Measures programs will approach zero Net County Cost, but the programs will be much less robust with some inspection frequencies approaching twenty-four months instead of annually.

SOURCE OF FUNDS



USE OF FUNDS



| DETAIL BY REVENUE CATEGORY AND APPROPRIATION CATEGORY | 2009/10 ACTUALS | 2010/11 ADOPTED BUDGET | 2011/12 CAO RECOMMENDED | FROM ADOPTED TO RECOMMENDED | PERCENT CHANGE |
|---|--------------------|------------------------------|-------------------------------|-----------------------------------|-------------------|
| REVENUES | | | | | |
| Licenses, Permits & Franchise | 263,096 | 262,500 | 278,200 | 15,700 | 6% |
| Fines, Forfeitures, & Penalty | 6,800 | 16,000 | 10,000 | (6,000) | (38%) |
| Revenue From Use of Money/Prop | 214 | 0 | 0 | 0 | 0% |
| Intergovernmental Rev State | 1,485,594 | 1,409,830 | 1,413,528 | 3,698 | 0% |
| Intergovernmental Rev Federal | 3,923 | 36,000 | 15,000 | (21,000) | (58%) |
| Charges For Services | 163,137 | 146,125 | 148,700 | 2,575 | 2% |
| Misc Revenue | 280 | 0 | 0 | 0 | 0% |
| Other Financing Sources | 1,000 | 0 | 0 | 0 | 0% |
| TOTAL REVENUES | 1,924,044 | 1,870,455 | 1,865,428 | (5,027) | (0%) |
| APPROPRIATIONS | | | | | |
| Salaries and Employee Benefits | 2,038,048 | 2,024,085 | 1,987,645 | (36,440) | (2%) |
| Services and Supplies | 441,168 | 464,231 | 469,395 | 5,164 | 1% |
| Other Charges | 176,800 | 175,891 | 119,963 | (55,928) | (32%) |
| Other Financing Uses | 52,749 | 79,915 | 81,315 | 1,400 | 2% |
| Intra-Fund Transfers | 3,842 | 4,250 | 3,746 | (504) | (12%) |
| TOTAL APPROPRIATIONS | 2,712,607 | 2,748,372 | 2,662,064 | (86,308) | (3%) |
| NET COUNTY COST | 788,564 | 877,917 | 796,636 | (81,281) | (9%) |

SUMMARY OF SIGNIFICANT ADJUSTMENTS

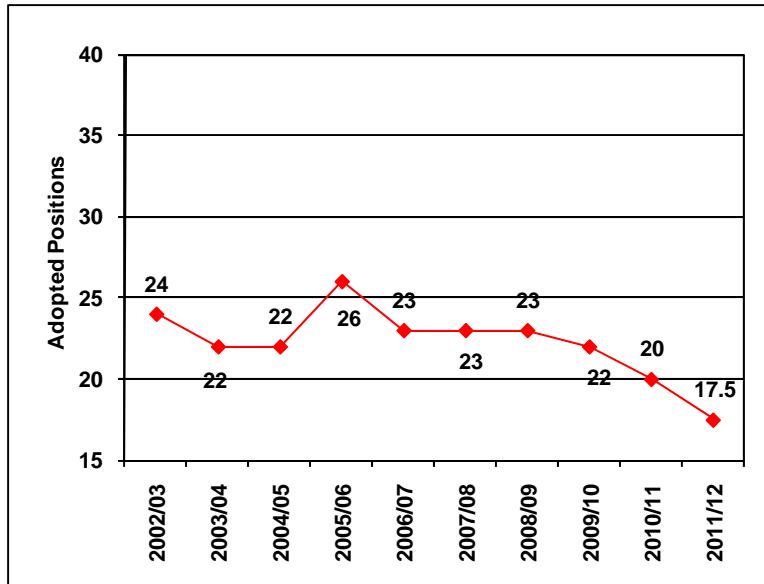
In the current fiscal year, there was a State contract amendment to the Light Brown Apple Moth work plan that eliminated winter trapping for this pest resulting in the elimination of two Limited Term Ag Aides.

SUMMARY OF POSITION CHANGES

Reductions in the department's position allocations are provided below.

- 2.0 FTE Limited Term Ag Aides were deleted in November 2010 as a result of a contract amendment to the LBAM work plan that eliminated funding for the winter trapping for this pest.
- 0.5 FTE Office Assistant II was deleted in March 2011 as part of budget reductions.

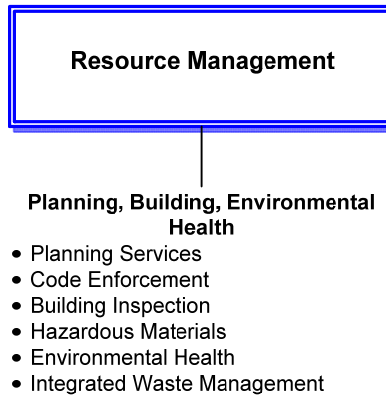
STAFFING TREND



PENDING ISSUES AND POLICY CONSIDERATIONS

A State budget trailer bill eliminated the mandated \$6,600 State Subvention for Ag Commissioner salaries statewide and could also reduce local assistance in high risk pest exclusion by 20%.

Early renegotiation of the Federal Farm bill could have unknown effect on support for California's pest detection and pest exclusion funding.



DEPARTMENTAL PURPOSE

The Department of Resource Management consists of five organizational divisions. These divisions receive general direction from the Office of the Director and provide a variety of legally mandated and non-mandated programs and services summarized below.

| Budget Summary: | |
|--|------------|
| FY2010/11 Third Quarter Projection: | 10,634,014 |
| FY2011/12 Recommended: | 10,917,047 |
| County General Fund Contribution: | 3,139,500 |
| Percent County General Fund Supported: | 28.8% |
| Total Employees (FTEs): | 45 |

FUNCTION AND RESPONSIBILITIES

Planning Services Division

Planning Services has administrative authority over land use within the unincorporated areas of the county. Its primary responsibilities are to:

- Oversee the County's General Plan for land use; implement policy planning activities including General Plan amendments and updates; prepare specific plans and neighborhood plans; and provide staff support to special projects and functions as County liaison to other planning efforts and organizations.
- Implement the functions associated with land use planning, including the application of zoning regulations, processing of subdivision maps, conducting environmental review of proposed projects, and facilitating the public review process.
- Provide technical support for various long-range and regional planning-related projects, including: the Housing Element, Solano Transportation Authority (STA) projects, the Decennial Census, and ABAG's Regional Housing Needs Allocation and FOCUS programs.
- Support the Board of Supervisors and Planning Commission in developing land use policy and assisting in the decision-making process on land use matters.
- Provide technical and staff support to the County Housing Authority, the Solano County Airport Land Use Commission and Tri City - County Cooperative Planning Group.
- Administers the County Business License Program.

Integrated Waste Management Program

The Integrated Waste Management Program Prepares, maintains, administers, and implements the Countywide Integrated Waste Management Plan (CIWMP) subject to the California Integrated Waste Management Act of 1989 (Assembly Bill (AB) 939), as amended. The CIWMP consists of the Countywide Siting Element, Countywide Non-Disposal Facility Element, Source Reduction and Recycling Element, Hazardous Waste Element, and Summary Plan which coordinates the implementation of

waste and disposal reduction programs. The program also facilitates the implementation and development of a countywide Green Business pilot project. In addition, the department provides staff support to the Integrated Waste Management Task Force.

Building and Safety Services Division

Building and Safety Services has administrative authority over the unincorporated areas of the county and County-owned buildings within the various cities. Its primary responsibilities are to:

- Administer State and Federal Codes and County ordinances related to all functions of construction, including the California Codes for building, plumbing, electrical, mechanical, fire prevention, accessibility, energy and addressing.
- Implement the functions associated with the responsibility of being the County Flood Plain Administrator for construction and development.
- Implement policy enforcement activities for zoning, grading, construction, inoperable / abandoned vehicles and business licenses.

Environmental Health Services Division

Environmental Health Services has jurisdiction countywide. Its primary responsibilities include:

- Consumer Protection Programs, which are operated and administered to protect public health through enforcement of Health and Safety codes for: public pools and retail food handling and processing facilities; registration of tattoo, body piercing and permanent cosmetic artists; and assisting Public Health Nursing in abating lead hazards for children.
- Technical Service Programs, which are operated and administered to protect public health through enforcement of land development standards for sewage disposal, landfill operations and refuse disposal, land application of biosolids, housing standards, small public water systems, water wells, large confined animal facilities and vector management.
- Hazardous Materials programs, which are operated and administered to protect public health through enforcement of Health and Safety codes pertaining to the handling and storage of hazardous materials and hazardous waste, treatment of hazardous wastes, the operation of underground and aboveground petroleum storage tanks, the removal of leaking underground storage tanks, mitigation of contaminated sites, and the technical assistance and oversight of the clean up of hazardous materials spills.

Administrative Support Division

- Administration supports the Department by handling incoming phone calls and inquiries; maintaining and assisting with recordkeeping for inspections; inventories; fees and permits; imaging processing and retention schedules; and data processing information system operations.

Public Works Division

- The Public Works Division is described under the narrative for Budget Unit 3010 because it is not part of the General Fund.

SIGNIFICANT CHALLENGES AND ACCOMPLISHMENTS

- In FY2010/11, completed, and the Board of Supervisors adopted, the Suisun Valley Strategic Plan, zone text amendment and rezoning of properties in the plan area.
- Completed the Lake Herman Quarry expansion project and Environmental Impact Report.
- In accordance with the 2008 General Plan implementation strategy, developed and Board adopted a State Mandated Climate Action Plan to reduce countywide green house gas emissions.
- Completed, and the Board of Supervisors adopted, zone text amendments with updated standards and streamlined permitting.
- Continued customer service improvements with implementation of permit tracking software for the Planning Division.

- Begin preparation for renegotiation of new contracts to address the County's solid waste, recycling, and green waste contracts which expire on December 31, 2014 for the unincorporated areas outside the cities of Dixon, Fairfield, Suisun City, Vacaville, and Vallejo. The haulers serving these areas are Solano Garbage Company and Recology Vacaville.
- Developed a comprehensive update to the County's Buy Recycled Policy and replaced it with a Board-approved Environmentally Preferable Purchases and Practices Policy in February 2011.
- On October 13, 2010, the Environmental Health Services Division co-sponsored a free workshop with Risk Management Professionals, a private training firm, which provided training regarding compliance with above-ground petroleum storage tank requirements to 100 people from businesses within the region.
- The Department, acting as the Local Enforcement Agency, was recognized and commended by CalRecycle for its dedicated work and accomplishments in its solid waste facility enforcement program.
- The Environmental Health Services Division completed a field marking guide for use by food facility operators and placed it on the Department's web page. The guide will allow the operator to self-assess their facility prior to an inspection by the Department.
- The Environmental Health Services Division's Hazardous Waste Materials staff developed an electronic inspection form for use during field inspections of above-ground petroleum storage tanks.
- The County Building and Safety Services Division has been successful in working with lenders to ensure that foreclosed properties that have existing substandard structures are maintained and kept in a safe condition until time of sale.
- Over the last two years, the Building and Safety Services Division has worked with the California Energy Commission (CEC), International Code Council (ICC), California Building Standards Commission (CBSC), and the local Green Building Task force, comprised of the local city and county jurisdictions, to complete the guidelines and requirements for the mandatory Green Building Program adopted by the State of California on January 1, 2011. The Division partnered with the surrounding communities to form a Green Building Task Force for the purpose of working directly with the CEC and the International Code Council to be able to adopt a mandatory program.
- The Building Official has been elected as the Education Committee Chair of the Napa/Solano Chapter of the International Code Council for the 2011 year.
- In December 2010, in partnership with the Solano County Fire Districts, an outreach and education program was created to inform those residents living in State Responsibility Areas (SRA) of the new building standards mandated by the State for firefighting capabilities.
- A consensus MOU was created and adopted by each Fire District and the County in December 2010.

WORKLOAD INDICATORS

During the period of July 1, 2009 to June 30, 2010:

- The Planning Division received ten Use Permit applications and one Minor Subdivision application.
- Environmental Health staff performed 3,008 routine inspections at 1,918 permanent, temporary and mobile retail food facilities.
- Hazardous Materials staff performed 755 inspections of businesses handling reportable quantities of hazardous materials.
- Environmental Health staff implemented a contract with the Fairfield Suisun Sewer District to protect water quality by performing 468 storm water inspections at local businesses to ensure that hazardous chemicals were not discharged into drains and that grease traps were being maintained.
- The Building Division issued 545 building permits. Of those permits, seven were for new single family dwelling units.
- The Building Division conducted almost 5,000 types of building permit inspections.

From January 1, 2010 to December 31, 2010:

- Code Compliance received 222 complaints regarding Land Use Violations, Vehicle Abatement and Building Code Violations. Of those complaints, 84 were for building without a permit, 62 were for junk and debris, 47 were for land use

violations, 14 were for vehicle abatement and 15 were for substandard structures or buildings.

- Code Compliance closed total of 115 cases.

| DETAIL BY REVENUE AND APPROPRIATION FUNCTIONAL AREA | 2009/10 ACTUALS | 2010/11 ADOPTED BUDGET | 2011/12 CAO RECOMMENDED | FROM ADOPTED TO RECOMMENDED | PERCENT CHANGE |
|--|------------------------|-------------------------------|--------------------------------|------------------------------------|-----------------------|
| REVENUES | | | | | |
| Administration | 266,836 | 262,855 | 272,172 | 9,317 | 4% |
| Planning Services | 900,627 | 509,989 | 968,018 | 458,029 | 90% |
| Code Enforcement | 28,518 | 18,000 | 19,165 | 1,165 | 6% |
| Building & Safety Services | 646,945 | 748,000 | 1,371,908 | 623,908 | 83% |
| Environmental Health Services | 2,751,980 | 2,923,181 | 2,908,587 | (14,594) | (0%) |
| Hazardous Materials Program | 1,338,214 | 1,382,603 | 1,503,947 | 121,344 | 9% |
| Environmental Health-UST Oversight | 246,805 | 238,872 | 352,300 | 113,428 | 47% |
| Integrated Waste Management | 246,805 | 238,872 | 381,450 | 142,578 | 60% |
| TOTAL REVENUES | 6,426,730 | 6,322,372 | 7,777,547 | 1,455,175 | 23% |
| APPROPRIATIONS | | | | | |
| Administration | 2,021,307 | 2,187,638 | 2,199,462 | 11,824 | 1% |
| Planning Services | 2,870,095 | 2,227,515 | 2,896,779 | 669,264 | 30% |
| Code Enforcement | 239,476 | 226,399 | 180,166 | (46,233) | (20%) |
| Building & Safety Services | 691,478 | 680,855 | 1,190,997 | 510,142 | 75% |
| Environmental Health Services | 2,719,113 | 2,775,693 | 2,650,883 | (124,810) | (4%) |
| Hazardous Materials Program | 919,404 | 1,022,436 | 1,128,173 | 105,737 | 10% |
| Environmental Health-UST Oversight | 262,061 | 237,939 | 289,137 | 51,198 | 22% |
| Integrated Waste Management | 262,061 | 237,939 | 381,450 | 143,511 | 60% |
| TOTAL APPROPRIATIONS | 9,984,995 | 9,596,414 | 10,917,047 | 1,320,633 | 14% |
| NET COUNTY COST | | | | | |
| Administration | 1,754,471 | 1,924,783 | 1,927,290 | 2,507 | 0% |
| Planning Services | 1,758,510 | 1,717,526 | 1,928,761 | 211,235 | 12% |
| Code Enforcement | 210,958 | 208,399 | 161,001 | (47,398) | (23%) |
| Building & Safety Services | 44,533 | (67,145) | (180,911) | (113,766) | 169% |
| Environmental Health Services | (32,867) | (147,488) | (257,704) | (110,216) | 75% |
| Hazardous Materials Program | (418,810) | (360,167) | (375,774) | (15,607) | 4% |
| Environmental Health-UST Oversight | 15,256 | (933) | (63,163) | (62,230) | 6670% |
| Integrated Waste Management | 15,256 | (933) | 0 | 933 | (100%) |
| TOTAL NET COUNTY COST | 3,558,265 | 3,274,042 | 3,139,500 | (134,542) | (4%) |
| STAFFING | | | | | |
| Administration | 9 | 7 | 7 | 0 | 0% |
| Planning Services | 10 | 8 | 8 | 0 | 0% |
| Code Enforcement | 2 | 1 | 1 | 0 | 0% |
| Building & Safety Services | 6 | 5 | 5 | 0 | 0% |
| Environmental Health Services | 19 | 17 | 15 | (2) | (12%) |
| Hazardous Materials Program | 7 | 6 | 6 | 0 | 0% |
| Environmental Health-UST Oversight | 2 | 2 | 2 | 0 | 0% |
| Integrated Waste Management | 1 | 1 | 1 | 0 | 0% |
| TOTAL STAFFING | 56 | 47 | 45 | (2) | (4%) |

DEPARTMENTAL BUDGET SUMMARY

The Recommended Budget for Resource Management of \$10,917,047 represents increases of \$1,338,536, or 20.8%, in revenues, and \$1,281,503, or 13.3%, in expenditures when compared to its FY2010/11 Adopted Budget. As a result, Net County Cost decreased by \$57,033.

Additionally, the Board approved a two-year program to update the land use compatibility plan at the Nut Tree Airport. The Department's budget thus includes a \$388,000 appropriation to fund an update to the Nut Tree Airport Land Use Compatibility

plan and associated EIR. If this one-time expenditure is excluded from the Department's Recommended Budget the Net County Cost would be reduced by \$445,053 or 13.9 % compared to the FY2010/11 Adopted Budget.

The downturn in the economy continues to have a significant impact upon the building construction and land use permit activity within the unincorporated areas of the county, with a consequent reduction of revenue received by the Department. In response to the Board's direction to reduce on-going expenses, the Department has reduced it's workforce by 4% or 2 positions in FY2010/11. The Department's budget also reflects the incorporation of approximately \$170,144 in increased countywide costs such as Workers Compensation Insurance, Retirement, Health Insurance, Unemployment Insurance, Pension Obligation Bonds, and Central Data Processing charges.

The primary funding source for the Department are permits issued and fees charged for services with the remaining funding from grants and the General Fund. Significant changes in revenue are:

- Permit Revenue reflects a net increase of \$57,754 before any fee changes. The primary reason for the increase is the projected increase in solid waste revenue resulting from an increase of solid waste tonnage received at the local landfills. However, there continues to be a reduction in revenue for building-related construction and development projects as a result of the downturn in the economy. The reduction in building and development activity continues to have a negative effect on the zoning permit revenue and septic tank construction activity.
- Intergovernmental Revenues increase by \$161,409, primarily due to the anticipated receipt of grants from CalRecycling for Waste Tire Amnesty, a grant from the CalRecycling Beverage Container Recycling fund, and a grant from CalEPA to assist with Hazardous Materials online data reporting.
- Revenues from Charges for Services reflect a net increase of \$1,004,171, primarily due to a net increase in charges to offset expenses for outside preparation of environmental documents, to fund plan check and inspection services for a proposed wind turbine project and \$570,599 to offset the re-budgeting of existing multi-year environmental contracts.

Significant changes in the cost categories are:

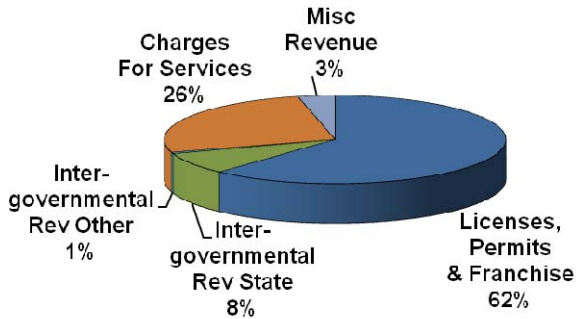
- The increase in Salaries and Benefits of \$71,559 is attributed primarily to the increases in salary due to labor agreements, retirement, insurance, and unemployment expenses.
- Changes in Services and Supplies reflect an overall increase of \$1,209,488, when compared to the FY2010/11 Adopted Budget. This net increase is primarily a result of large increases in Contracted and Other Professional Services for wind turbine and land use projects.
- Contracted Services shows an increase of \$624,599, resulting from anticipated need for EIR services for land development applications and various solid waste recycling efforts, including the Waste Tire Amnesty event.
- Other Professional Services reflects an increase of \$571,348, primarily as a result of contracting with an outside firm to provide building inspection and plan checking services for a proposed wind turbine project.

Fixed Assets have a net increase of \$41,172 for the replacement of tablet pc's used by field inspectors. \$25,694 of this expense is revenue off-set from funds from the Hazardous Materials Trust account.

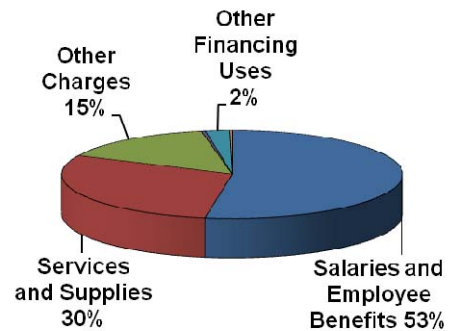
DEPARTMENT COMMENTS

The Department continues to struggle with a reduction in land use and building construction activity. The depressed housing market has resulted in a significant drop in revenues over the last two years. It is projected that housing will remain stagnant into the foreseeable future. The Department has responded in a measured fashion to reduce staffing in those areas affected by this reduction in land use/building activity. This includes a reduction in support staff throughout the Department.

SOURCE OF FUNDS



USE OF FUNDS



| DETAIL BY REVENUE CATEGORY AND APPROPRIATION CATEGORY | 2009/10 ACTUALS | 2010/11 ADOPTED BUDGET | 2011/12 CAO RECOMMENDED | FROM ADOPTED TO RECOMMENDED | PERCENT CHANGE |
|---|------------------|------------------------|-------------------------|-----------------------------|----------------|
| REVENUES | | | | | |
| Licenses, Permits & Franchise | 4,376,313 | 4,747,148 | 4,804,902 | 57,754 | 1% |
| Fines, Forfeitures, & Penalty | 60 | 0 | 0 | 0 | 0% |
| Intergovernmental Rev State | 553,757 | 498,884 | 617,843 | 118,959 | 24% |
| Intergovernmental Rev Federal | 650 | 0 | 0 | 0 | 0% |
| Intergovernmental Rev Other | 0 | 0 | 42,450 | 42,450 | 0% |
| Charges For Services | 1,549,880 | 1,037,008 | 2,041,179 | 1,004,171 | 97% |
| Misc Revenue | 49,023 | 151,263 | 271,173 | 119,910 | 79% |
| Residual Equity Transfers | 0 | 4,708 | 0 | (4,708) | (100%) |
| TOTAL REVENUES | 6,529,683 | 6,439,011 | 7,777,547 | 1,338,536 | 21% |
| APPROPRIATIONS | | | | | |
| Salaries and Employee Benefits | 5,749,353 | 5,665,890 | 5,737,449 | 71,559 | 1% |
| Services and Supplies | 2,306,989 | 2,007,789 | 3,217,277 | 1,209,488 | 60% |
| Other Charges | 1,749,830 | 1,695,172 | 1,643,984 | (51,188) | (3%) |
| F/A Equipment | 0 | 0 | 41,172 | 41,172 | 0% |
| Other Financing Uses | 158,055 | 236,543 | 250,151 | 13,608 | 6% |
| Intra-Fund Transfers | 25,878 | 30,150 | 27,014 | (3,136) | (10%) |
| TOTAL APPROPRIATIONS | 9,990,104 | 9,635,544 | 10,917,047 | 1,281,503 | 13% |

SUMMARY OF SIGNIFICANT ADJUSTMENTS

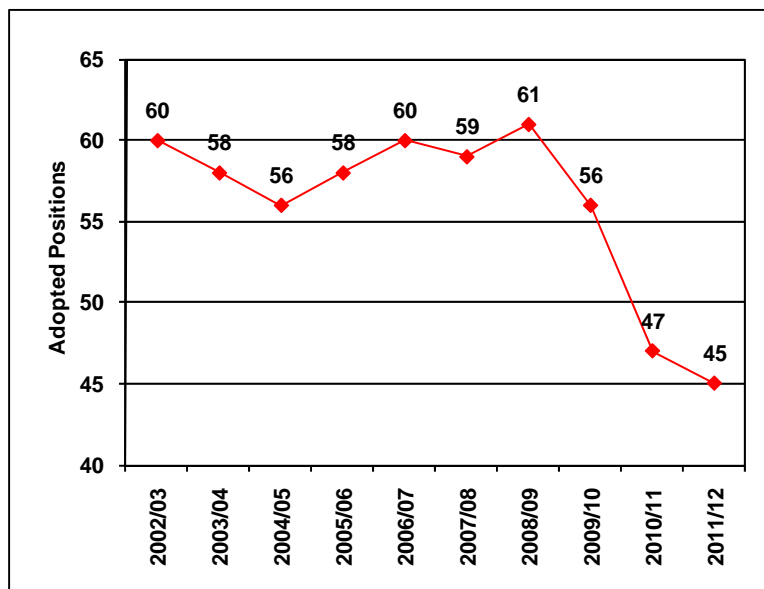
- The Planning Division continues to explore options to further streamline the land use application process and, along with the Department as a whole, will utilize technology and other enhancements to reduce the application process.
- The Environmental Health Services Division has experienced further reductions in revenues related to land development construction activity, including building permit reviews, sewage disposal permits and water well permits. The Department continues to reduce the staffing level in these environmental health program areas based on decreased work demand and revenue, which may impact response time for general environmental health complaints and inspections related to these and other program areas.
- Code Compliance is now charging for re-inspections for code compliance cases that are non-compliant.
- The Building Division has hired a limited term building inspector to assist in retaining some of the wind turbine generation projects in-house, with revenue fully offsetting the costs. In this way, the Division is able to retain more of the permit fees instead of out-sourcing the inspection and oversight of the project.

SUMMARY OF POSITION CHANGES

Reductions in the Department’s position allocations are provided below:

- In October, 2010, one vacant Environmental Health position was eliminated in response to the continued reduction in building-related construction activity.
- The following actions are included in the Department’s FY2011/12 Recommended Budget:
 - Add one Limited Term Building Inspector II position from July 1, 2011 through June 30, 2012 to cover required full-time inspections of new proposed wind turbines scheduled to be under construction in FY2011/12. This proposed position is fully revenue off-set by fees.
 - Delete one vacant (1.0 FTE) Environmental Health Specialist position.

STAFFING TREND



PENDING ISSUES AND POLICY CONSIDERATIONS

- The first amendment to the Countywide Siting Element (CSE) is scheduled to go before the Board of Supervisors sometime in the summer of 2011 for adoption by resolution. The CSE includes goals and policies to adequately address the management of solid waste responsibly and ensure statutory compliance with AB 939.
- AB 300 Safe Body Art Act has been introduced by Assemblymember Ma. This Act will require annual permitting of permanent body art practitioners and facilities. Before a permit can be issued, it will be required that the practitioner and facility be in compliance with the proposed law.
- State law requires all businesses with reportable quantities of hazardous materials to report electronically to the California Electronic Reporting System (CERS) beginning January 2013. The state law also requires the Department to begin reporting its enforcement activity electronically to CERS by January 2013. The Department is working closely with the Department of Information Technology (DoIT) and its data management service provider to develop the necessary support structure to allow for this reporting in a cost-efficient manner.
- The State of California passed SB1608 requiring building divisions to have on-staff individuals who hold a Certified Access Specialist Program (CASP) Certification by 2014. The Building Division currently has one staff member certified and it is anticipated that one additional staff member will be certified prior to the 2014 deadline.
- On April 12, 2011, the Board of Supervisors approved the County Administrator's recommendation to transfer the Parks Division from General Services to Resource Management. The Department of Resource Management has been working

closely with the General Services Department, County Administrator's Office and the Parks Division manger to effect a smooth and seamless transition of services to be effective July 1, 2011.

**2910-Resource Management
Other Protection**

**Bill Emlen, Director of Resource Management
Summary of Other Administered Budgets**

| DETAIL BY REVENUE AND APPROPRIATION OTHER ADMINISTERED BUDGETS | 2009/10 ACTUALS | 2010/11 ADOPTED BUDGET | 2011/12 CAO RECOMMENDED | FROM ADOPTED TO RECOMMENDED | PERCENT CHANGE |
|---|----------------------------|---------------------------------------|--|--|---------------------------|
| REVENUES | | | | | |
| 1450-Delta Water Activities | 0 | 0 | 0 | 0 | 0% |
| 1904-Surveyor/Engineer | 33,249 | 34,698 | 13,484 | (21,214) | (61%) |
| 1950-Survey Monument | 10,559 | 8,400 | 9,200 | 800 | 10% |
| 2950-Fish/Wildlife Propagation Program | 14,501 | 18,957 | 17,055 | (1,902) | (10%) |
| 8225-Home Investment Program | (2,842) | 0 | 0 | 0 | 0% |
| 8220-Homeacres Loan Program | 16,644 | 22,957 | 14,000 | (8,957) | (39%) |
| 1510-Housing Authority | 2,222,193 | 2,169,602 | 3,922,757 | 1,753,155 | 81% |
| 7000-Parks & Recreation | 1,534,042 | 1,483,222 | 1,244,537 | (238,685) | (16%) |
| APPROPRIATIONS | | | | | |
| 1450-Delta Water Activities | 189,534 | 256,866 | 275,111 | 18,245 | 7% |
| 1904-Surveyor/Engineer | 55,132 | 55,508 | 32,211 | (23,297) | (42%) |
| 1950-Survey Monument | 15,640 | 26,395 | 20,555 | (5,840) | (22%) |
| 2950-Fish/Wildlife Propagation Program | 106,446 | 417,273 | 702,201 | 284,928 | 68% |
| 8225-Home Investment Program | 3,026 | 0 | 0 | 0 | 0% |
| 8220-Homeacres Loan Program | 867 | 145,139 | 5,819 | (139,320) | (96%) |
| 1510-Housing Authority | 2,222,193 | 2,169,602 | 3,922,757 | 1,753,155 | 81% |
| 7000-Parks & Recreation | 1,440,810 | 1,477,115 | 1,244,537 | (232,578) | (16%) |
| NET COUNTY COST | | | | | |
| 1450-Delta Water Activities | 189,534 | 256,866 | 275,111 | 18,245 | 7% |
| 1904-Surveyor/Engineer | 21,883 | 20,810 | 18,727 | (2,083) | (10%) |
| 1950-Survey Monument | 5,081 | 17,995 | 11,355 | (6,640) | (37%) |
| 2950-Fish/Wildlife Propagation Program | 91,945 | 398,316 | 685,146 | 286,830 | 72% |
| 8225-Home Investment Program | 5,868 | 0 | 0 | 0 | 0% |
| 8220-Homeacres Loan Program | (15,777) | 122,182 | (8,181) | (130,363) | (107%) |
| 1510-Housing Authority | 0 | 0 | 0 | 0 | 0% |
| 7000-Parks & Recreation | (93,232) | (6,107) | 0 | 6,107 | (100%) |

The Department's respective 'other' budget units follow.

DEPARTMENTAL PURPOSE

The Delta Water Activities budget funds actions undertaken by the County to ensure it proactively responds to the multitude of water plans and programs that have potential impacts to the County. It provides support to the Board's Legislative Committee and County departments in evaluating water-related legislation, regulations and bond initiatives.

FUNCTION AND RESPONSIBILITY

This budget unit was created in October 2007 as part of a staffing strategy to address the Delta Vision process and the host of other emerging State water-related planning proposals with impacts to Solano County. As a result of the Comprehensive Water Package, established by SBX7 1 and signed by the Governor in November 2009, the Delta Stewardship Council and Delta Conservancy were established, and the Delta Protection Commission was reconstituted to achieve orderly, balanced conservation and development of Delta land resources and improved flood protection. The Delta Water Activities budget contains appropriations for evaluating state and federal proposals that impact Solano County, and for advocating for County interests to ensure public awareness is raised concerning actions that could have detrimental impacts.

| DETAIL BY REVENUE CATEGORY AND APPROPRIATION CATEGORY | 2009/10 ACTUALS | 2010/11 ADOPTED BUDGET | 2011/12 CAO RECOMMENDED | FROM ADOPTED TO RECOMMENDED | PERCENT CHANGE |
|--|----------------------------|---------------------------------------|--|--|---------------------------|
| APPROPRIATIONS | | | | | |
| Salaries and Employee Benefits | 81,911 | 121,909 | 125,748 | 3,839 | 3% |
| Services and Supplies | 99,004 | 127,308 | 134,643 | 7,335 | 6% |
| Other Charges | 6,300 | 2,434 | 0 | (2,434) | (100%) |
| Other Financing Uses | 2,319 | 5,215 | 5,557 | 342 | 7% |
| Intra-Fund Transfers | 0 | 0 | 9,660 | 9,660 | 0% |
| TOTAL APPROPRIATIONS | 189,534 | 256,866 | 275,608 | 18,742 | 7% |
| NET COUNTY COST | 189,534 | 256,866 | 275,608 | 18,742 | 7% |

SIGNIFICANT CHALLENGES AND ACCOMPLISHMENTS

- SBX7 1 significantly reformed state policies, programs and governance for the Delta, and established guidelines for developing a new Delta Plan to achieve the coequal goals of providing a more reliable water supply for California and protecting, restoring, and enhancing the Delta ecosystem. These efforts will have consequences for Solano County that must be identified, monitored and evaluated. Current efforts underway include the development of a Delta Plan to be adopted by January 2012 and the development of a regional economic sustainability plan to be adopted by the Delta Protection Commission by July 1, 2011. Other state activities include the creation of the Central Valley Flood Protection Plan, a sustainable, integrated flood plan for improving flood management in the Delta. This document must be prepared by January 1, 2012 (and every 5 years thereafter) and the Central Valley Flood Protection Board must adopt the plan by July 1, 2012. The development of the Bay Delta Conservation Plan (BDCP) is also underway to build a water conveyance system to improve the reliability of water supply from the Delta through the Central Valley to Southern California.
- The County's interests are not necessarily well served by the multitude of State and Federal water projects that are underway. Key potential negative impacts include the loss of local regulatory control, the loss of prime County farmlands to habitat restoration efforts. Degradation of the local farm communities in the Delta and the communities that are dependent on the farm economy.
- Supported Senator Dianne Feinstein and Congressman John Garamendi's National Heritage Area legislation and held a joint public meeting with Senator Feinstein's Office and Sacramento County.
- Solicited assistance and support from Legislators in Washington, D.C. for Delta County water-related priorities and established contact with business and environmental stakeholders to identify areas of mutual agreement to respond to threats against the Delta.
- Remained committed to water-related emergency preparedness efforts; ensured proposals related to levee maintenance and flood control address Solano's safety requirements; worked with the State to ensure Delta-related habitat restoration efforts include full funding for protection against invasive species; and identified and pursued State and Federal funding for infrastructure supporting water resources and safety needs of Solano County.

DEPARTMENTAL BUDGET SUMMARY

The FY2011/12 Recommended Budget reflects an increase of \$18,245 in Expenditures when compared to its FY2010/11 Adopted Budget. Primary factors leading to the increase in the Net County Cost are a \$9,660 provision for an Intra-fund Transfer for administrative support costs provided by the Department of Resource Management, a \$4,139 increase in Contracted Services, a \$3,342 increase in employee insurance and retirement costs, and \$1,246 for the refresh of a computer. These increases in expenditures are partially offset by reductions in Countywide Administrative Overhead and other expenses in Services and Supplies.

The Recommended Budget funds a full-time Staff Analyst (Senior) position, and includes \$126,639 for contracted services. The contracted services will provide:

- State and Federal legislative and regulatory advocacy services specific to water issues.
- Policy and technical assistance on a variety of Delta water issues via participation in the Delta Counties Coalition (DCC) and funding of shared resources between Contra Costa, Sacramento, San Joaquin and Yolo counties.
- Identification and analyses relating to Solano County land use issues of concern in relation to Bay Delta Conservation Plan (BDCP) EIR/EIS, the Delta Plan and other Delta water proposals by the State. It is anticipated that BDCP will release documents that will require extensive and rapid review and comment requiring technical land use expertise.

DEPARTMENT COMMENTS

- Delta issues continue to progress rapidly. The new State Administration appears to be supportive of a type of Peripheral Canal for water conveyance, which heightens the importance of staff working in every possible venue to advocate for the State and Federal government to work collaboratively with local government and address local concerns and priorities.
- The future of the Bay Delta Conservation Plan (BDCP) effort to restore the Delta's ecosystem and protect water supplies is currently unclear. However, early implementation of habitat restoration efforts will have significant impacts on Solano County. Staff continues to negotiate with State and Federal Water Contractors on County issues such as economic impacts of land conversions from farming to habitat restoration areas; the potential impact of urban and agricultural runoff/discharges; Endangered Species Act impacts; levee maintenance and local government loss of revenue. Staff also continues to work with the Department of Water Resources and Department of Fish and Game to collaborate on Prospect Island and other habitat restoration projects in Solano County in an effort to achieve positive outcomes locally.
- Staff will continue to work closely with the Delta Stewardship Council, the Delta Conservancy and the Delta Protection Commission to shape Delta policy in a way that recognizes and benefits Solano County interests.
- The Delta Counties Coalition remains an effective tool for raising the profile of Solano-specific interests and awareness of broader Delta issues.

PENDING ISSUES AND POLICY CONSIDERATIONS

- There are potential legislative hurdles that will impact Solano County's ability to protect its interests in the Delta over the next three years. As of this writing, staff is monitoring several bills that may impact the Delta ecosystem, water quality and water supply. A moratorium on Congressionally-directed spending has also been imposed and other federal funding opportunities will need to be pursued to support water-related environmental infrastructure, resource protection and development projects in the Delta. State legislation and policy changes as a result of the 2011 State Administration may also impact the availability of funding for Delta infrastructure and emergency preparedness efforts. There is also a Water Bond proposed for the 2012 ballot, which would provide \$11.1 billion to fund water supply infrastructure. At this time it is uncertain whether this proposal, which was approved by the Legislature in 2009, will go forward or whether a new Water Bond will be introduced. In either case, the success or failure of a Water Bond will undoubtedly impact future resources to the Delta and to Solano County.

FUNCTION AND RESPONSIBILITY

The program is responsible for distributing fine monies collected within the county from violation of Fish and Game laws and mitigation funds from the 2005 Kinder Morgan Settlement Agreement. Distributions are made as grants to local applicant organizations and agencies for the improvement of wildlife habitat and propagation, environmental education and wildlife rescue. Grant awards are distributed via the Fish and Wildlife Propagation Fund (FWPF) Grant Program and Suisun Marsh Specific Fund (SMSF) Grant Program, which are administered by the General Services Department, Parks and Recreation Division. The Division solicits and receives grant applications, and forwards them to the Solano County Park and Recreation Commission for evaluation. After evaluation, the Commission recommends grant awards to the Board for approval.

| DETAIL BY REVENUE CATEGORY AND APPROPRIATION CATEGORY | 2009/10 ACTUALS | 2010/11 ADOPTED BUDGET | 2011/12 CAO RECOMMENDED | FROM ADOPTED TO RECOMMENDED | PERCENT CHANGE |
|--|----------------------------|---------------------------------------|--|--|---------------------------|
| REVENUES | | | | | |
| Fines, Forfeitures, & Penalty | 1,562 | 3,500 | 1,000 | (2,500) | (71%) |
| Revenue From Use of Money/Prop | 12,542 | 15,042 | 16,055 | 1,013 | 7% |
| Charges For Services | 396 | 415 | 0 | (415) | (100%) |
| TOTAL REVENUES | 14,501 | 18,957 | 17,055 | (1,902) | (10%) |
| APPROPRIATIONS | | | | | |
| Services and Supplies | 1,223 | 3,000 | 2,600 | (400) | (13%) |
| Other Charges | 105,222 | 414,273 | 699,601 | 285,328 | 69% |
| TOTAL APPROPRIATIONS | 106,446 | 417,273 | 702,201 | 284,928 | 68% |

SUMMARY OF SIGNIFICANT ADJUSTMENTS

- The requested budget for this program is adjusted annually depending upon the anticipated amount of grant funding to be distributed each fiscal year in accordance to the grant cycle schedule adopted in the Kinder Morgan Guidelines (approved by the Board of Supervisors on March 2, 2010). The FY2011/12 budget request includes re-budgeting of \$399,999 that was awarded in FY2010/11 (but will be expended by grant awardees in FY2011/12), plus \$280,000 that will be awarded as grants during the FY2011/12 cycle for the SMSF Grant Program, and administrative costs for the grant programs.

FUNCTION AND RESPONSIBILITY

This Fund and the associated budgets were established to encompass grant programs relating to housing rehabilitation funds for target income property owners. Funding via grants are generally overseen by the State Department of Housing and Community Development. The Community Development Block Grant (CDBG) program and the Home Investment Partnership Program (HOME) are the primary sources of funds within this Budget Unit. These programs require the procurement of a program administrator to operate the programs. The County has contracted with Mercy Housing California to administer recent programs. Each budget within the Fund maintains its own dedicated fund balance. The principal budgetary activities are:

8215 CDBG 1999

This grant was awarded in 1999 for the purposes of providing low interest loans to income qualified homeowners to conduct housing rehabilitation work, that is, work needed to address health and safety problems and bring the structure up to current building codes. The grant has since been closed, but funding returns to the County as program income when property owners sell or refinance their homes. The program income is then made available to loan out to other qualified homeowners throughout the unincorporated areas of the county.

8216 CDBG 2000

This grant was awarded in 2000 for the purpose of providing low interest loans to income-qualified homeowners to conduct housing rehabilitation work, that is, work needed to address health and safety problems and bring the structure up to current building codes. The grant has since been closed, but funding returns to the County as program income when property owners sell or refinance their homes. The program income is then made available to loan out to other qualified homeowners throughout the unincorporated areas of the county.

8225 HOME 2006

This program was granted \$800,000 from the State Housing and Community Development in 2006. The 2006 program has been completed, with initial loans issued. This program is inactive.

8217 HOME 2010

The County was recently informed that its 2010 grant application in the amount of \$600,000 has been approved through the HOME program. The joint purpose of this grant program is to provide low interest loans to income qualified homeowners for housing rehabilitation on substandard structures (similar to CDBG programs above), and for the operation of a First Time Homebuyer Program, which will provide gap financing for target income first time homebuyers.

| DETAIL BY REVENUE CATEGORY AND APPROPRIATION CATEGORY | 2009/10 ACTUALS | 2010/11 ADOPTED BUDGET | 2011/12 CAO RECOMMENDED | FROM ADOPTED TO RECOMMENDED | PERCENT CHANGE |
|--|----------------------------|---------------------------------------|--|--|---------------------------|
| REVENUES | | | | | |
| Intergovernmental Rev State | (2,842) | 0 | 0 | 0 | 0% |
| TOTAL REVENUES | (2,842) | 0 | 0 | 0 | 0% |
| APPROPRIATIONS | | | | | |
| Other Charges | 3,026 | 0 | 0 | 0 | 0% |
| TOTAL APPROPRIATIONS | 3,026 | 0 | 0 | 0 | 0% |

SUMMARY OF SIGNIFICANT ADJUSTMENTS

- In FY2010/11 CDBG99 and CDBG2000 were reallocated from Fund 120 to Fund 105 the fund balance was transferred accordingly.
- 2010 HOME: For FY2011/12 the program has an operating budget of \$104,213 which includes the cost of a program administrator contract

SUMMARY OF POSITION CHANGES

- This program is staffed by Resource Management. A program administrator is procured through the RFP process.

FUNCTION AND RESPONSIBILITY

The Homeacres Loan Program is funded by the housing set-aside funds from the Southeast Vallejo Redevelopment Project, interest earned over time on those set-aside funds, and from interest payments and loan balance payoffs made by loan recipients on existing loans. The services offered by this Program have included housing rehabilitation/reconstruction loans, housing equity maintenance grants, relocation grants and exterior lead-based paint abatement grants.

The County has contracted with Mercy Housing California to administer the Program. Under the Program, income qualified homeowners, specifically within the Homeacres area of unincorporated Vallejo, may apply for low interest loans to rehabilitate their homes for the purposes of abating health and safety deficiencies and bring the structure up to current building code standards.

| DETAIL BY REVENUE CATEGORY AND APPROPRIATION CATEGORY | 2009/10 ACTUALS | 2010/11 ADOPTED BUDGET | 2011/12 CAO RECOMMENDED | FROM ADOPTED TO RECOMMENDED | PERCENT CHANGE |
|--|----------------------------|---------------------------------------|--|--|---------------------------|
| REVENUES | | | | | |
| Revenue From Use of Money/Prop | 16,644 | 22,957 | 14,000 | (8,957) | (39%) |
| TOTAL REVENUES | 16,644 | 22,957 | 14,000 | (8,957) | (39%) |
| APPROPRIATIONS | | | | | |
| Services and Supplies | 764 | 16,600 | 5,600 | (11,000) | (66%) |
| Other Charges | 102 | 1,167 | 219 | (948) | (81%) |
| Other Financing Uses | 0 | 127,372 | 0 | (127,372) | (100%) |
| TOTAL APPROPRIATIONS | 867 | 145,139 | 5,819 | (139,320) | (96%) |

SUMMARY OF SIGNIFICANT ADJUSTMENTS

- The only anticipated revenue is from Interest earnings, which appears to be on the decline.

SUMMARY OF POSITION CHANGES

- This program is staffed by Resource Management. A program administrator is procured through the RFP process.

FUNCTION AND RESPONSIBILITY

This budget was established to encompass programs funded directly from the U.S. Department of Housing and Urban Development (HUD), and where other public agencies are tasked with the administration of programs through contracts or agreements. For these programs, funds are passed through the County to the administration agencies. Each Division within the budget unit maintains its own dedicated fund balance. The principal budgetary activities are:

1517 Housing Authority Vacaville

The Housing Authority, under an agreement with the U.S. Department of Housing and Urban Development (HUD), provides housing assistance through the Section 8 Housing Assistance Program for the unincorporated areas of Solano County and the cities of Dixon and Rio Vista. Since the program began in 1978, the Solano County Housing Authority (SCHA) has contracted for the day-to-day administration and financial management of the Section 8 Housing Assistance Program and the Family Self-Sufficiency Program. In July 2002, the County of Solano Housing Authority entered into a contractual agreement with the City of Vacaville Housing Authority (VHA) to take over the administration and financial management of the Section 8 Housing Assistance Program and the Family Self-Sufficiency Program.

The Board of Supervisors serves as the SCHA Board. The Department of Resource Management, as staff to the SCHA, is responsible for the administration of the contracts with HUD and the contractual agreements for the housing program administration with the City of Vacaville.

1518 Neighborhood Stabilization Program 3

The Neighborhood Stabilization Program 3 (NSP3) is a newly established grant program in which grant funds are provided to Solano County to address the rehabilitation and sale of foreclosed and abandoned homes in target neighborhoods within the County. Specifically, the funds will be directed to the Homeacres community of unincorporated Vallejo and to a designated community within the City of Fairfield. The Board has approved a Subrecipient Agreement with the City of Fairfield to administer the program on behalf of the County. At this time, the funds are not yet available to the County or City, but the program is expected to commence within the next 2-3 months once HUD gives its direction to begin. For FY2011/12, \$1,622,757 in grant funds has been allocated to Solano County.

| DETAIL BY REVENUE CATEGORY AND APPROPRIATION CATEGORY | 2009/10 ACTUALS | 2010/11 ADOPTED BUDGET | 2011/12 CAO RECOMMENDED | FROM ADOPTED TO RECOMMENDED | PERCENT CHANGE |
|--|----------------------------|---------------------------------------|--|--|---------------------------|
| REVENUES | | | | | |
| Intergovernmental Rev Federal | 2,222,193 | 2,169,602 | 3,922,757 | 1,753,155 | 81% |
| TOTAL REVENUES | 2,222,193 | 2,169,602 | 3,922,757 | 1,753,155 | 81% |
| APPROPRIATIONS | | | | | |
| Services and Supplies | 2,222,193 | 2,169,602 | 3,922,757 | 1,753,155 | 81% |
| TOTAL APPROPRIATIONS | 2,222,193 | 2,169,602 | 3,922,757 | 1,753,155 | 81% |

SUMMARY OF SIGNIFICANT ADJUSTMENTS

- The NSP3 program budget is \$1,622,757 for FY2011/12

SUMMARY OF POSITION CHANGES

The Housing Authority is staffed by the City of Vacaville Housing Authority, and the NSP3 program is staffed by the City of Fairfield, both through approved agreements. General program oversight is conducted by Department of Resource Management staff.

FUNCTION AND RESPONSIBILITY

FUNCTION AND RESPONSIBILITY

During prior fiscal years, the County received a total of \$2,113,837 in affordable housing monies. Of this amount, \$1,700,000 was received from the City of Vallejo and \$413,857 from the Redevelopment Agency of the City of Rio Vista. The Vallejo monies were in settlement of the cases *County of Solano et al. v. Vallejo Redevelopment Agency et al.* and *Muntu Buchongo et al. v. City of Vallejo et al.* Their use was restricted to producing affordable housing in the City of Vallejo. The Rio Vista funds were received under similar restriction.

Upon receipt, the Auditor/Controller deposited the monies in an Agency Fund pending expenditures consistent with the terms under which the monies were received. The FY2010/11 Budget created Fund 323, the County Low and Moderate Income Housing Set Aside Fund, and deposited in it the \$2,113,837 designated for projects in Vallejo and Rio Vista.

On March 22, 2011, the Board of Supervisors approved a loan agreement with Temple Art Loft Associates, L.P. in the amount of \$1,700,000 as the County's participation in development of a 29-unit affordable housing project in downtown Vallejo. Those funds will be released to the developer during FY2010/11.

The FY2011/12 Recommended Budget reflects a reduction of \$2,113,857, or 100%. Of this amount, \$1,700,000 will have been released to the Vallejo project developer during FY2010/11, and \$413,857 will have been appropriated to Contingencies for Fund 323 pending a suitable project in Rio Vista.

| DETAIL BY REVENUE CATEGORY AND APPROPRIATION CATEGORY | 2009/10 ACTUALS | 2010/11 ADOPTED BUDGET | 2011/12 CAO RECOMMENDED | FROM ADOPTED TO RECOMMENDED | PERCENT CHANGE |
|--|----------------------------|---------------------------------------|--|--|---------------------------|
| REVENUES | | | | | |
| Intergovernmental Rev Other | 0 | 2,113,857 | 0 | (2,113,857) | (100%) |
| TOTAL REVENUES | 0 | 2,113,857 | 0 | (2,113,857) | (100%) |
| NET COUNTY COST | 0 | 0 | 0 | 0 | 0% |

DEPARTMENTAL PURPOSE

The Parks and Recreation Division of the Department of Resource Management is responsible for providing park services to the public at Solano County's four parks, Sandy Beach County Park, Lake Solano County Park, Belden's Landing Water Access Facility and Lynch Canyon Open Space Park.

FUNCTION AND RESPONSIBILITY

The functions of the Parks and Recreation Division include administrative support and customer service for its park patrons, park revenue fee collection, public safety patrol and enforcement, and park maintenance and repairs. The Division is responsible for operations and maintenance of four County parks which offer a range of recreation facilities, including three campgrounds, two picnic areas, one sand beach, two motorized boat launches and one small craft boat launch, two fishing piers, and the Lake Solano Nature Center. Additional responsibilities include ongoing care and maintenance of over 200 acres of turf, landscaping, paved roads and parking lots, restroom and shower buildings, a fishing pond, water wells, sewage systems, exhibits, and other related park facilities.

The Division, with the assistance of a contracted volunteer/outreach coordinator, administers a Park Volunteer program that provides volunteer camp hosts, tour docents, and labor for trail and environmental restoration projects and contracts for the operation of concessions.

SIGNIFICANT CHALLENGES AND ACCOMPLISHMENTS

Accomplishments

- The Park Volunteer program doubled in size between FY2009/10 and FY2010/11 from 15 to 30 volunteers, an expansion directly related to the Board's approval of a part-time volunteer coordinator, who works at both Lake Solano Park and Lynch Canyon Park. With the reduction in regular park staffing over the past three years, the parks have become more dependent on volunteers to develop and maintain programs to attract visitors.
- In FY2010/11, \$290,000 of state grant funds were used for road paving, picnic table replacement and handicapped accessibility improvements at Lake Solano and Sandy Beach Parks. An additional \$170,000 in state grants were awarded for future projects in FY2011/12 at Sandy Beach and Lynch Canyon Parks, and the Lake Solano Nature Center.
- Staff continues to improve park revenues to offset expenses by benchmarking County parks' fees competitively with other park agencies; by developing food concession opportunities for local businesses; by renting out event space at the Lake Solano Nature Center; and by increasing market outreach through local media, the County website, and video resources.

Challenges

- Staff strives to provide quality, personal service with reduced funding through a combination of flexible staffing, reduced days/hours of park operation, and targeted use of seasonal staff to meet peak park operational needs, including cleaning and fee collection during the spring/summer months and holiday weekends.

WORKLOAD INDICATORS

- During the period of July 1, 2009 – June 30, 2010 an estimated 182,299 visitors were served at the four County Parks, a slight over-all decrease from the previous year.
- During the period of July 1, 2010 – June 30, 2011, managed 23 grant contracts worth \$400,000 that were awarded to local organizations and private landowners to improve fish, wildlife and marsh habitats in Solano County.

DEPARTMENTAL BUDGET SUMMARY

The Recommended Budget for Parks and Recreation Division (Parks) of \$1,244,537 represents an overall decrease of \$201,758, or 13.6%, in revenues and \$232,578, or 15.7%, in expenditures when compared to the FY2010/11 Adopted Budget. As a result, General Fund contribution is decreased by \$289,385, or 55.3%.

The primary funding sources for Parks are:

- Recreation services fees of \$430,727, reflecting a decrease of \$9,472 from the previous fiscal year. These revenues are derived from parking fees, campground rentals, day use area fees, event rentals and canoe rentals. The lower estimate takes into account the sharp decrease in revenue receipts experienced during the past fiscal year mainly from reduced

campground rentals by recreation vehicle (RV) users and park use by out-of-area residents, a condition that is expected to continue into FY2011/12. While there was some optimism that parks in general would benefit from the economic downturn as lower cost alternatives to other recreation venues competing for discretionary recreation dollars, the expected upturn in park use has not materialized.

- Property tax revenues of \$398,797, showing a slight increase of \$5,667 due to the overly conservative estimates in the previous fiscal year. Estimates for FY2011/12 reflect a 3% decrease from FY2010/11 actual property tax revenues due to the continuing decline in assessed values.
- Redevelopment pass-through revenues of \$76,623, also reflecting a slight increase of \$54. These are fees received from redevelopment agencies (RDAs) via pass-through agreements.
- General Fund contributions of \$233,841, representing a decrease of \$289,385, or 55.3%, primarily as a result of a sharp drop in the Division's County Administrative Overhead (A-87) charges. The lower charges are due to a decrease in allocable costs of central service departments, the consequence of County-directed budgetary cuts to address a structural fiscal deficit and the on-going fiscal challenges.

The primary costs for Parks are:

- Salary and benefits of \$600,180, reflecting an increase of \$18,801 as a result of increases in rates for workers compensation, unemployment, health insurance and retirement. The County's four-park system operates with a staff of 1 park manager and 4 park rangers, supplemented by park aides. An Extra Help park ranger is dedicated to Lynch Canyon Park.
- Household expenses of \$66,806, showing an increase of \$19,016 due to higher costs of services and supplies. Household expenses pay for garbage pick-up, septic tank pumping, and pest control services, as well as janitorial supplies, cleaning/disinfecting materials, trash bags, and toilet paper.
- Utility expenses of \$67,000 and \$25,500 are for gas/electricity and water, respectively. The total increase of \$19,890 for utility expenses is based on anticipated rate increases in FY2011/12.
- Maintenance (grounds/facilities) charges of \$83,093 include additional appropriations of \$75,540 to address deferred maintenance as indicated below. Essential facilities and grounds maintenance has been deferred during the past three years to meet budgetary constraints. The cumulative effects of the deferred maintenance have started to manifest themselves through the deteriorated physical condition of the grounds and facilities, as well as in the overall visual appeal of each park. Feedback from users via comments shared with park staff suggests these conditions have contributed to the steady decline in park visitors, resulting in lower revenues. In addition, some conditions have the potential to become safety-related liabilities if allowed to deteriorate further.

To mitigate existing conditions at the parks, the Recommended Budget includes the following appropriations:

Lake Solano Park (budget unit 7003)

- \$27,960 to remove and prune hazardous trees in the parks as specified in the Arborist's Hazardous Tree Report dated December 22, 2010.
- \$28,500 to replace 38 deteriorated fiberglass tables with aluminum ADA-accessible units. The existing tables have fiberglass splinters which are a nuisance and hazard to the public. This condition has contributed to their limited use, resulting in lost revenue opportunities. A similar project completed at Sandy Beach Park in 2008 has received favorable public response.
- \$6,080 to replace 38 heavily rusted camp fire rings at the campgrounds which are deemed potential fire hazards.
- \$8,000 for improvements to the children's fishing pond, such as fencing, drain valve work, and building permits. Fishing has always been a park activity that is very attractive to both families and individuals. In recent years, fishing activities have declined from the lack of fish, mainly due to the Department of Fish and Games' decision to discontinue the fish stocking in Lake Solano. These improvements will enable the Parks to self-stock the fishing pond and open it for fishing to families and individuals on a fee basis and generate new revenues.

Belden's Landing (budget unit 7005)

- \$5,000 for repairs to the boat dock which becomes a slipping hazard whenever there are wet or freezing conditions.

The Recommended Budget includes the following appropriations totaling \$41,000 for fixed assets, \$10,700 for computer software and \$ 3,753 for computer hardware:

- \$8,000 to purchase a new riding mower for Sandy Beach Park. The existing mower is old and suffers frequent break-downs. Frequent repairs have become prohibitively expensive. Due to distance, equipment sharing with other parks is not efficient. Use of push-type mowers has not been effective. The uncontrolled growth of weeds and grass in the park presents a fire safety issue and also reduces its appeal to visitors.
- \$18,000 to install an automatic pay machine at Sandy Beach Park to collect fees after-hours from boat launchers and campers. Currently, fees are collected by an Extra Help park aide only during operating hours. The automatic pay machine will generate savings from the reduced need for Extra Help staff and at the same time, increase revenue collections and accountability. The automatic pay machine will include credit card payment as a convenient option for park users.
- \$15,000 to replace an outdated and frequently malfunctioning self-pay machine at Belden's Landing with an automatic pay machine. The current pay machine is obsolete and frequently breaks down. The manufacturer has stopped stocking replacement parts. Staff estimates that the cost for a new pay machine will be recovered within two years from the collection of fees that were previously uncollected due to machine malfunctions.
- \$10,700 to procure and implement an online reservation system for the park system. The current system requires personal/telephone interaction with park staff in the park offices to make reservations. When on-duty park staff is in the field, the only option to the public is to leave a voice message. This system is inefficient and may have caused the parks lost reservations when customers choose other camping venues or decide to stay home. It is anticipated that the online reservation system will increase park revenues and generate statistical data that can be used for targeted marketing of campground users.
- \$3,753 to replace two computers that are due for refresh.

The Recommended Budget also includes appropriations of \$23,700 for contracted services for volunteer coordinator services at Lake Solano Park and Lynch Canyon Park.

DEPARTMENT COMMENTS

The General Fund has subsidized the operations of the County's four-park system for many years. General Fund contributions have averaged \$500,000 over the past three years. In an effort to reduce General Fund contributions and to meet County-directed budget cuts during the past three years, Parks has eliminated positions, reduced park operating hours, and deferred essential maintenance. Unfortunately, savings from these efforts have been negated by sharp increases in A-87 costs, leaving General Fund contributions relatively unchanged. This is changed in FY2011/12.

In FY2011/12, the fiscal outlook for Parks is projected to be brighter. Due to the budget cuts in central services departments which reduced allocable costs, a one time positive adjustment (roll-forward) and the elimination of General Services department administrative overhead, the estimated FY2011/12 A-87 charge for Parks is zero, reducing the need for General Fund contributions. While staff does not anticipate A-87 charges to remain at zero in future years, existing budgetary constraints that limit the growth of central services allocable costs will continue and will keep A-87 costs to more reasonable levels.

In order to maximize the savings to the General Fund from the reduced A-87 charges, Parks proposes to maintain the following limited operating schedules that were set to mitigate operating costs:

- Public access to Lynch Canyon Open Space Park limited to 30 weekends (60 days) per year.
- All other parks (except boat launches which are open 24 hours everyday) will continue to operate between 8:00 am and 6:00 pm, which is a decrease from the traditional picnicking hours and campground patrol hours (8:00 am to 10:00 pm).

In FY2011/12, an organizational restructuring was approved in concept by the Board of Supervisors on April 12, 2011, which would transfer the Parks and Recreation Division from the Department of General Services to the Department of Resource Management. Analyses conducted by a management consultant and by County staff conclude that the transfer will produce operational efficiencies that will generate fiscal benefits for both the Parks and the two Departments. An existing overlap in some

activities between Resource Management and the Parks Division should allow the sharing of resources between Parks and the other Resource Management divisions and a closer coordination between staff.

| DETAIL BY REVENUE CATEGORY AND APPROPRIATION CATEGORY | 2009/10 ACTUALS | 2010/11 ADOPTED BUDGET | 2011/12 CAO RECOMMENDED | FROM ADOPTED TO RECOMMENDED | PERCENT CHANGE |
|--|----------------------------|---------------------------------------|--|--|---------------------------|
| REVENUES | | | | | |
| Taxes | 420,169 | 393,130 | 398,797 | 5,667 | 1% |
| Fines, Forfeitures, & Penalty | 1,919 | 2,000 | 2,000 | 0 | 0% |
| Revenue From Use of Money/Prop | 11,023 | 17,500 | 16,365 | (1,135) | (6%) |
| Intergovernmental Rev State | 9,297 | 8,725 | 8,762 | 37 | 0% |
| Intergovernmental Rev Federal | 0 | 0 | 29,403 | 29,403 | 0% |
| Intergovernmental Rev Other | 79,097 | 76,569 | 76,623 | 54 | 0% |
| Charges For Services | 443,556 | 457,447 | 511,048 | 53,601 | 12% |
| Misc Revenue | 4,804 | 4,625 | 4,625 | 0 | 0% |
| General Fund Contribution | 564,177 | 523,226 | 233,841 | (289,385) | (55%) |
| TOTAL REVENUES | 1,534,042 | 1,483,222 | 1,281,464 | (201,758) | (14%) |
| APPROPRIATIONS | | | | | |
| Salaries and Employee Benefits | 624,465 | 581,379 | 600,180 | 18,801 | 3% |
| Services and Supplies | 375,584 | 343,966 | 450,693 | 106,727 | 31% |
| Other Charges | 424,226 | 529,936 | 128,442 | (401,494) | (76%) |
| F/A Equipment | 0 | 0 | 41,000 | 41,000 | 0% |
| Other Financing Uses | 16,536 | 21,834 | 24,222 | 2,388 | 11% |
| TOTAL APPROPRIATIONS | 1,440,810 | 1,477,115 | 1,244,537 | (232,578) | (16%) |
| NET COUNTY COST | (93,232) | (6,107) | (36,927) | (30,820) | 505% |

SUMMARY OF SIGNIFICANT ADJUSTMENTS

The Recommended Budget reflects a changed financial position for the Parks in FY2011/12. While individual parks continue to maintain baseline service levels, General Fund contributions to the Parks and Recreation Division are projected to decrease by \$289,385, or 55.3%, due to lower A-87 charges attributable to:

- Elimination of General Services' administrative overhead charges from the A-87 charges. The Parks and Recreation Division will be transferred from General Services to Resource Management in July 2011. Administrative support will be provided by Resource Management, which will allocate a share of the departmental administrative costs to Parks outside of the Cost Administrative Plan.
- Lower allocable costs of central service departments. The FY2011/12 allocated costs are based on actual costs of central services departments in FY2009/10, the same year County departments started implementing major cost reductions in order to reduce the County's General Fund structural deficit

SUMMARY OF POSITION CHANGES

None.

PENDING ISSUES AND POLICY CONSIDERATIONS

The FY2010/11 Third Quarter financial estimates project an operating deficit of \$31,000 for the Parks and Recreation Division operating budget. The Board authorized the Park and Recreation Fund to carry the operating deficit and liquidate it in FY2011/12. While the FY2011/12 Recommended Budget projects improvement in the overall financial position due to a decrease in A-87 expenditures, the savings have been used to reduce the Division's General Fund subsidy, resulting in lower General Fund contributions of \$233,841, a decrease of \$289,385, or 55.3%, from the previous fiscal year.

In order to eliminate the prior year operating deficit, the Parks and Recreation Division projects additional revenues from initiatives implemented in FY2010/11 and planned for FY2011/12, which include food concessions, facility rentals for the Lake Solano Nature Center, automated pay stations, and fishing. With favorable conditions such as the non-recurrence of the very wet weather experienced in the County from September through November 2010, along with the proposed enhancements to the

parks, it is anticipated that the number of park visitors and campers would increase, resulting in the additional revenues. Should sufficient increase in revenues not materialize, the Division is prepared to reduce expenditures to offset the prior year operating deficit.

DEPARTMENTAL PURPOSE

The Solano Local Agency Formation Commission (LAFCo) is a State-mandated independent entity responsible for the formation and modification of the boundaries of local agencies.

Solano LAFCo is directed by five voting Commissioners: two appointed by the Board of Supervisors from among its own membership; two selected by the County’s cities, each of whom shall be either a city Mayor or Council Member designated by the City Selection Committee; and one representative of the general public, appointed by the other Commissioners.

LAFCo’s responsibilities include hearing issues related to proposed County, City and Special District, attachments and

detachments of land, new city incorporations, city consolidations, district dissolution, district mergers, or the establishment of a district as a subsidiary district of a city. LAFCo is also charged with the development and determination of the sphere of influence for each local governmental agency and a review of that determination once every five years.

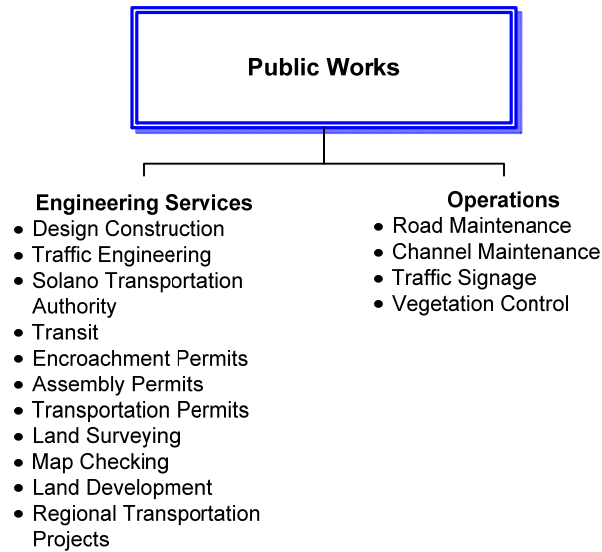
| Budget Summary: | |
|--|------|
| FY2010/11 Third Quarter Projection: | 0 |
| FY2011/12 Recommended: | 0 |
| County General Fund Contribution: | 0 |
| Percent County General Fund Supported: | 0.0% |
| Total Employees (FTEs): | 0 |

DEPARTMENT BUDGET SUMMARY

During FY2009/10, LAFCo moved to total independence of the County for administrative purposes, pursuant to law. Accordingly, appropriations for the County’s share of its support are now reflected as a County Contribution to LAFCo, rather than an independent budget. The County share of 50% of the LAFCo approved budget is budgeted in General Expenditures (budget unit 1903). For FY2011/12, this amount is \$180,000. Budget unit 2930 will be discontinued in future years.

| DETAIL BY REVENUE CATEGORY AND APPROPRIATION CATEGORY | 2009/10 ACTUALS | 2010/11 ADOPTED BUDGET | 2011/12 CAO RECOMMENDED | FROM ADOPTED TO RECOMMENDED | PERCENT CHANGE |
|--|----------------------------|---------------------------------------|--|--|---------------------------|
| REVENUES | | | | | |
| Charges For Services | 69,911 | 0 | 0 | 0 | 0% |
| TOTAL REVENUES | 69,911 | 0 | 0 | 0 | 0% |
| APPROPRIATIONS | | | | | |
| Salaries and Employee Benefits | 68,040 | 0 | 0 | 0 | 0% |
| Services and Supplies | 127,161 | 0 | 0 | 0 | 0% |
| Other Financing Uses | 1,871 | 0 | 0 | 0 | 0% |
| TOTAL APPROPRIATIONS | 197,072 | 0 | 0 | 0 | 0% |
| NET COUNTY COST | 127,161 | 0 | 0 | 0 | 0% |

This Page Intentionally Left Blank



DEPARTMENTAL PURPOSE

Public Works is responsible for providing and maintaining a safe, reliable roadway network and associated infrastructure in unincorporated Solano County for the benefit of the travelling public.

| Budget Summary: | |
|--|------------|
| FY2010/11 Third Quarter Projection: | 20,549,592 |
| FY2011/12 Recommended: | 19,745,631 |
| County General Fund Contribution: | 0 |
| Percent County General Fund Supported: | 0% |
| Total Employees (FTEs): | 61.5 |

FUNCTION AND RESPONSIBILITIES

The Public Works Division of the Department of Resource Management consists of two organizational units – Operations and Engineering. These units receive general direction from the Director of Resource Management, have administrative authority over the unincorporated areas of the county, and provide a variety of legally mandated and non-mandated programs and services as summarized below:

Public Works Operations

Public Works Operations' primary responsibilities are to:

- Maintain 586 miles of County roads and bridges, including pavement surfaces, roadside drainage ditches and culverts, vegetation management, signing and striping, sidewalks, curbs, gutters, and gravel roads.
- Maintain 92 bridges and 42 large drainage culverts, including the bridge/culvert structures, the roadway surfaces and the associated drainage channels within the road rights-of-way.
- Perform maintenance work on road, airport, parking lot, and drainage facilities for County departments and other agencies on a reimbursable basis.
- Maintain 45 miles of drainage channels under contract with the Solano County Water Agency.

Public Works Engineering

Public Works Engineering's primary responsibilities are to:

- Design and construct County roads and bridges, including major road and bridge rehabilitation and reconstruction projects.
- Participate in regional transportation planning and the development of regional transportation projects as a member agency of the Solano Transportation Authority (STA).
- Provide traffic engineering services, including traffic orders and signage.
- Issue various permits, including transportation, encroachment, grading and assembly permits.
- Provide engineering, surveying and construction work on road, airport, parking lot, and drainage facilities for County departments and other agencies on a reimbursable basis.
- Contract with local public agencies to maintain Solano County's three traffic signals.
- Contract with PG&E and local contractors to maintain Solano County's 552 existing street lights and install additional lights as needed. Costs are reimbursed from the Consolidated County Service Area budget.
- Administer the County's storm water pollution prevention program.

Road State Match Program

Road State Match Program tracks approximately \$100,000 in revenues received annually from the state, such as state matching funds. These state funds can be used to provide matching funds on federally funded projects.

Federal Roads & Bridge Projects

The Federal Road and Bridge Projects Program tracks all the expenditures related to federally funded projects as well as federal reimbursements. Public Works Engineering uses the federal funds to pay for the replacement and rehabilitation of deficient bridges, the paving of federally eligible roads and the construction of road improvement projects. The funds come from a variety of federal programs, and reimburse the County for project costs at a rate ranging from 80 to 100 percent, depending on the specific program.

Administrative Support

Administration supports the Division by handling incoming phone calls and inquiries; maintaining and assisting with accounting, recordkeeping, inventories, fees, imaging processing and retention schedules; and data processing information system operations.

SIGNIFICANT CHALLENGES AND ACCOMPLISHMENTS

- A continuing long-term decline in transportation funding will present a serious ongoing challenge to Solano County's ability to preserve and maintain its system of County roads.
- Constructed improvements in Old Town Cordelia, including a new pedestrian path along Cordelia Road, landscaping, historical signage, traffic calming features, drainage improvements, and pavement improvements to Cordelia Road.
- Completed the construction of Phase 4 of the Vacaville – Dixon bicycle route, consisting of improvements to 1.2 miles of Pitt School Road between Midway Road and Porter Road. With this, the entire five-mile long north-south (Pitt School Road) segment of the Vacaville – Dixon bicycle route has been completed.
- Completed the construction of the new two-lane concrete Grizzly Island Road Bridge at Hill Slough, south of Suisun City. The existing one-lane wooden bridge was converted into a fishing pier for public use.
- Assisted the Solano Transportation Authority in the construction of Suisun Parkway (North Connector), a new four-lane road that provides enhanced access through portions of Fairfield without the need for local traffic to use the freeway or other County roads.

WORKLOAD INDICATORS

- Overlaid 9.1 miles of County roads at nine locations with asphalt concrete to extend the life of the paved surfaces.

Bill Emlen, Director of Resource Management
Functional Area Summary

3010-Public Works
Public Ways

- Chip-sealed (oiled fine gravel) 40.7 miles of County roads at 31 locations to extend the life of the paved surfaces.
- Replaced 2,900 feet of damaged metal guard railing at 19 locations on various County roads.

| DETAIL BY REVENUE AND APPROPRIATION FUNCTIONAL AREA | 2009/10 ACTUALS | 2010/11 ADOPTED BUDGET | 2011/12 CAO RECOMMENDED | FROM ADOPTED TO RECOMMENDED | PERCENT CHANGE |
|--|------------------------|-------------------------------|--------------------------------|------------------------------------|-----------------------|
| REVENUES | | | | | |
| Roads State Match Program | 8,309,758 | 4,123,321 | 100,000 | (4,023,321) | (98%) |
| Federal Roads & Bridge Projects | 5,295,183 | 3,814,000 | 6,142,000 | 2,328,000 | 61% |
| Engineering Services | 1,240,395 | 984,426 | 856,540 | (127,886) | (13%) |
| Operation Road Services | 1,156,936 | 902,648 | 869,500 | (33,148) | (4%) |
| Administrative Services | 6,673,829 | 6,422,756 | 10,124,440 | 3,701,684 | 58% |
| TOTAL REVENUES | 22,676,101 | 16,247,151 | 18,092,480 | 1,845,329 | 11% |
| APPROPRIATIONS | | | | | |
| Roads State Match Program | 0 | 0 | 0 | 0 | 0% |
| Federal Roads & Bridge Projects | 6,257,392 | 4,309,900 | 6,155,000 | 1,845,100 | 43% |
| Engineering Services | 2,539,341 | 4,473,054 | 4,266,231 | (206,823) | (5%) |
| Operation Road Services | 6,747,794 | 7,484,727 | 7,248,108 | (236,619) | (3%) |
| Administrative Services | 1,933,883 | 2,037,493 | 2,076,292 | 38,799 | 2% |
| TOTAL APPROPRIATIONS | 17,478,410 | 18,305,174 | 19,745,631 | 1,440,457 | 8% |
| NET COUNTY COST | | | | | |
| Roads State Match Program | (8,309,758) | (4,123,321) | (100,000) | 4,023,321 | (98%) |
| Federal Roads & Bridge Projects | 962,209 | 495,900 | 13,000 | (482,900) | (97%) |
| Engineering Services | 1,298,946 | 3,488,628 | 3,409,691 | (78,937) | (2%) |
| Operation Road Services | 5,590,858 | 6,582,079 | 6,378,608 | (203,471) | (3%) |
| Administrative Services | (4,739,946) | (4,385,263) | (8,048,148) | (3,662,885) | 84% |
| TOTAL NET COUNTY COST | (5,197,691) | 2,058,023 | 1,653,151 | (404,872) | (20%) |
| STAFFING | | | | | |
| Roads State Match Program | 0.0 | 0.0 | 0.0 | 0.0 | 0% |
| Federal Roads & Bridge Projects | 0.0 | 0.0 | 0.0 | 0.0 | 0% |
| Engineering Services | 18.5 | 16.5 | 15.5 | 15.5 | 0% |
| Operation Road Services | 49.0 | 42.0 | 41.0 | 41.0 | 0% |
| Administrative Services | 6.0 | 5.0 | 5.0 | 5.0 | 0% |
| TOTAL STAFFING | 73.5 | 63.5 | 61.5 | (2.0) | (3%) |

DEPARTMENTAL BUDGET SUMMARY

The Recommended Budget of \$19,745,631 represents increases of \$1,845,329, or 11.4%, in revenues, resulting largely from an approximate a \$2.3 million increase in federal funding for bridge improvements, and \$1,440,457, or 7.9%, in expenditures when compared to its FY2010/11 Adopted Budget. As a result, Public Works' Fund Balance will increase by \$404,872.

The primary funding source for Public Works is the Highway Users Tax Assessment (HUTA), commonly referred to as the gas tax. There are two components of the HUTA, often referred to as old HUTA and new HUTA.

Old HUTA consists of Solano County's portion of 18 cents per gallon gas tax which was established in 1995. There has been no adjustment for inflation since then, so the buying power of the funding has decreased substantially with time. Public Works anticipates receiving \$5.6 million of old HUTA funding in FY2011/12, a slight increase from the \$5.5 million budgeted in FY2010/11.

New HUTA represents Solano County's portion of a 17.3 cent per gallon gas tax established in 2010, which includes an inflation index. Public Works anticipates receiving \$3.6 million of new HUTA funding in FY2011/12. This funding was originally approved through Proposition 42 in 2002 as a sales tax on gasoline, but was converted to a one cent per gallon tax by the legislature in 2010. Proposition 26, passed in 2010, invalidated this conversion, sometimes called a tax swap, unless specifically approved by

the legislature by a 2/3rds vote. Legislation recently passed as part of the state budget process confirmed the validity of the tax swap, thereby securing the new HUTA funding for Solano County.

Public Works also receives substantial federal funding on a project specific basis. In FY2011/12, \$6.2 million in federal funding is anticipated, a \$2.3 million increase from FY2010/11.

Non-federal public works contracts included in the FY2011/12 budget are:

- \$10,000 for geotechnical engineering services for the Peaceful Glen Road Phase 4 Improvement Project;
- \$100,000 for design services for the Rule 20A Utility Undergrounding Project;
- \$30,000 for right of way acquisition for the Rule 20A Utility Undergrounding Project;
- \$200,000 for completion of the Gibson Canyon Road Improvement Project (non-federal);
- \$360,000 for the Jahn Road Improvement Project;
- \$25,000 to operate paratransit services;
- \$350,000 for construction of the Peaceful Glen Road Phase 4 Improvement Project; and
- \$650,000 for construction of the Slurry Seal Project 2011.

The cost of fixed assets shows an increase of \$475,000 due to increases in land, construction in progress, construction equipment and non-depreciable intangibles. Specifically:

- land costs increased by \$85,000 due to land purchases for road purposes;
- construction in progress increased by \$210,000 due to the net effect of the addition of several new projects included in the FY2011/12 Public Works Capital Improvement Plan and the delay of some other projects;
- construction equipment increased by \$80,000 to cover the increase costs of purchasing four power brooms, four asphalt rollers and a motor grader to replace old models bought in 1997, 2003 and 2004, as included in the Public Works Capital Improvement Plan; and
- non-depreciable intangibles increased by \$100,000. This is a new sub object used for the purchase of road rights of way.

Federal road improvement contracts included in the FY2011/12 budget are:

- \$1,110,000 for design and environmental work on eleven projects, including \$700,000 for the Redwood Parkway – Fairgrounds Drive Improvement Project;
- \$155,000 for right of way acquisition work on four projects;
- \$4,734,000 for the construction of eight projects, including \$777,000 for the Robinson Road Bridge Project, \$1,000,000 for the Surface Transportation Program Overlay Project 2012, \$1,450,000 for initiating the Suisun Valley Road Bridge Project including rental of a temporary detour bridge, and \$1,000,000 for initiating the Winters Road Bridge Project; and
- \$140,000 for construction engineering services on five projects.

DEPARTMENT COMMENTS

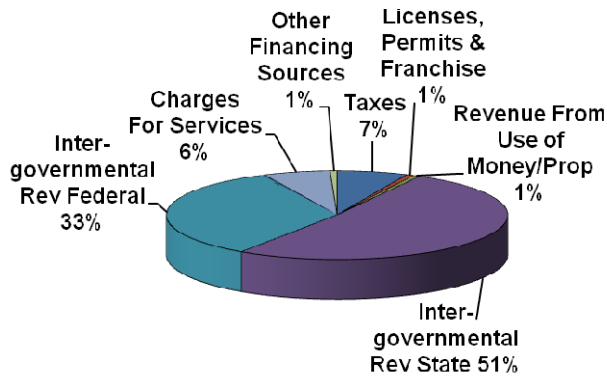
As a result of the receipt of one-time transportation improvement funds in the amount of \$14.4 million, including Proposition 1B funds and federal stimulus funds over the last several years, the condition of the County road system has improved. However, almost all such one-time funds have now been received. Public Works design and construction activity is expected to remain heavy through FY2012/13 as the last several million dollars of Proposition 1B funds, as well as federal funds for several large construction projects, are spent down.

The Road Fund continues to face a long-term structural funding shortfall, as statewide funding for transportation purposes continues to decline.

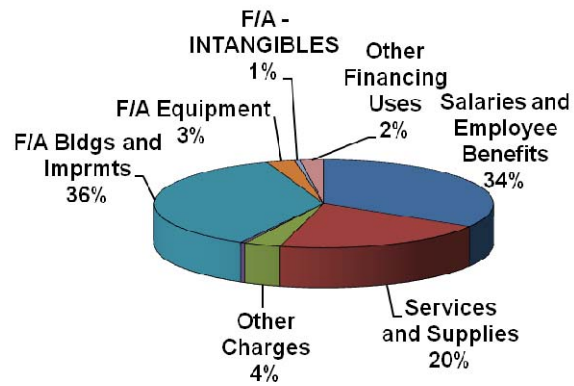
To help address this structural funding shortfall in the Road Fund, Public Works has reduced staffing by 23 percent during the last two years. This has challenged Public Works' ability to maintain the County road system. In the long term, if no steps are

taken on a statewide basis to provide additional funding for transportation purposes, the number of transportation improvement and maintenance projects constructed by Public Works will be reduced, resulting in the deterioration of the County road system.

SOURCE OF FUNDS



USE OF FUNDS



| DETAIL BY REVENUE CATEGORY AND APPROPRIATION CATEGORY | 2009/10 ACTUALS | 2010/11 ADOPTED BUDGET | 2011/12 CAO RECOMMENDED | FROM ADOPTED TO RECOMMENDED | PERCENT CHANGE |
|---|--------------------|------------------------------|-------------------------------|-----------------------------------|-------------------|
| REVENUES | | | | | |
| Taxes | 1,249,717 | 1,244,383 | 1,215,453 | (28,930) | (2%) |
| Licenses, Permits & Franchise | 142,537 | 123,400 | 127,500 | 4,100 | 3% |
| Revenue From Use of Money/Prop | 114,712 | 100,496 | 114,000 | 13,504 | 13% |
| Intergovernmental Rev State | 16,398,790 | 9,631,321 | 9,294,892 | (336,429) | (3%) |
| Intergovernmental Rev Federal | 3,033,020 | 3,793,000 | 5,995,000 | 2,202,000 | 58% |
| Intergovernmental Rev Other | 29,623 | 21,000 | 77,000 | 56,000 | 267% |
| Charges For Services | 1,280,588 | 1,194,151 | 1,148,135 | (46,016) | (4%) |
| Misc Revenue | 2,682 | 400 | 500 | 100 | 25% |
| Other Financing Sources | 424,433 | 139,000 | 120,000 | (19,000) | (14%) |
| TOTAL REVENUES | 22,676,101 | 16,247,151 | 18,092,480 | 1,845,329 | 11% |
| APPROPRIATIONS | | | | | |
| Salaries and Employee Benefits | 6,304,228 | 6,399,970 | 6,647,488 | 247,518 | 4% |
| Services and Supplies | 3,039,925 | 4,228,819 | 4,041,202 | (187,617) | (4%) |
| Other Charges | 788,690 | 800,855 | 695,286 | (105,569) | (13%) |
| F/A Land | 12,700 | 0 | 85,000 | 85,000 | 0% |
| F/A Bldgs and Imprmts | 6,304,244 | 5,992,000 | 7,202,000 | 1,210,000 | 20% |
| F/A Equipment | 687,591 | 450,000 | 530,000 | 80,000 | 18% |
| F/A - INTANGIBLES | 0 | 0 | 100,000 | 100,000 | 0% |
| Other Financing Uses | 341,033 | 433,530 | 444,655 | 11,125 | 3% |
| TOTAL APPROPRIATIONS | 17,478,411 | 18,305,174 | 19,745,631 | 1,440,457 | 8% |

SUMMARY OF SIGNIFICANT ADJUSTMENTS

This budget does not include any significant adjustment. The requested budget includes \$9.2 million in Highway Users Tax Assessment (HUTA) funding as discussed above.

Public Works revenues are projected to increase by \$1.8 million in FY2011/12. This is a result of a \$2.2 million increase in federal funding, largely for construction of five major projects (Robinson Road Bridge, Surface Transportation Program Overlays 2011 and 2012, Suisun Valley Road Bridge and Winters Road Bridge).

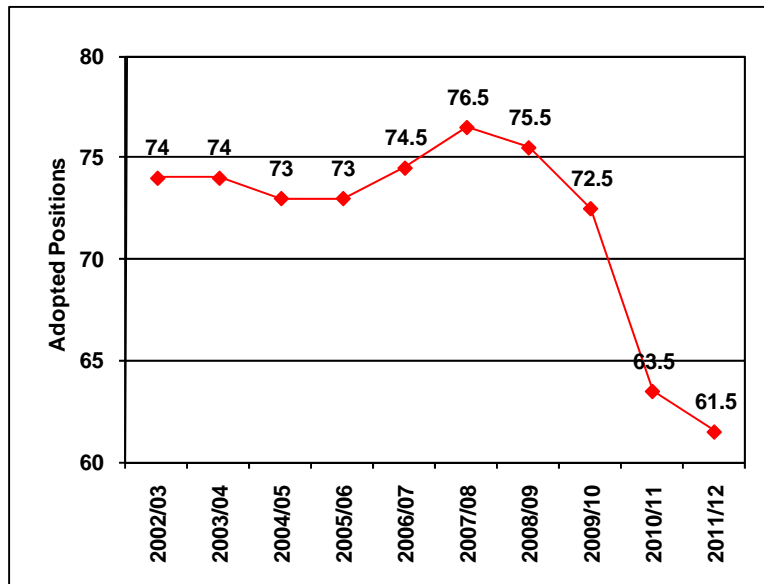
Public Works expenditures are projected to increase by \$667,000 in FY2011/12. This is a net result of:

- a \$451,000 increase in salaries and benefits which is partially due to anticipated retirement payoffs of \$203,000;
- an increase of \$475,000 in fixed assets due to an increase in land purchases, construction in progress and non-depreciable intangibles; and
- a \$20,000 increase in pension obligation bond costs due to an increase in POB rates; partially offset by:
- a decrease of \$188,000 in services and supplies, with the largest decreases coming in consulting services, contracted services and other professional services due to the completion or near completion of several projects; and
- a decrease of \$91,000 in Countywide Administrative Overhead charges.

SUMMARY OF POSITION CHANGES

On April 5, 2011 2 FTE positions were eliminated, as a result of PARS early retirement.

STAFFING TREND



PENDING ISSUES AND POLICY CONSIDERATIONS

The key issue facing Public Works is the continuing statewide underfunding of transportation. This is a long-term trend that has been masked in recent years by the use of one-time sources of funding, such as Proposition 1B and federal stimulus funds. The number of local roads in California that are in failed condition is expected to nearly quadruple by 2020, from six percent to 22 percent. This means that nearly a quarter of all local roads in California will have failed within ten years unless additional sources of transportation funding are developed. Solano County's roads will be similarly impacted.

**Bill Emlen, Director of Resource Management
Summary of Other Administered Budgets**

**3010-Public Works
Public Ways**

| DETAIL BY REVENUE AND APPROPRIATION OTHER ADMINISTERED BUDGETS | 2009/10 ACTUALS | 2010/11 ADOPTED BUDGET | 2011/12 CAO RECOMMENDED | FROM ADOPTED TO RECOMMENDED | PERCENT CHANGE |
|---|----------------------------|---------------------------------------|--|--|---------------------------|
| REVENUES | | | | | |
| 3030-Regional Transportation Project | 0 | 138,425 | 100,000 | (38,425) | (28%) |
| 3020-Public Works Improvements | 36,805 | 54,000 | 7,000 | (47,000) | (87%) |
| APPROPRIATIONS | | | | | |
| 3030-Regional Transportation Project | 2,011,479 | 138,425 | 100,000 | (38,425) | (28%) |
| 3020-Public Works Improvements | 24,804 | 126,000 | 75,000 | (51,000) | (40%) |
| NET COUNTY COST | | | | | |
| 3030-Regional Transportation Project | 2,011,479 | 0 | 0 | 0 | 0% |
| 3020-Public Works Improvements | (12,001) | 72,000 | 68,000 | (4,000) | (6%) |

The Department's respective 'other' budget units follow.

FUNCTION AND RESPONSIBILITY

The Surveyor/Engineer Budget exists to fund non-road-related surveying and engineering services provided to the public. Services funded include map checking for parcel maps, subdivision maps and records of survey; the reproduction of maps on file; parcel map indexing for records of survey; map amendment correction and survey filing; and filing of corner records. Map checking services are performed for the cities of Benicia, Dixon, Suisun City on a reimbursable basis. In addition, the Division maintains a central repository and source of information on non-road surveying and engineering matters, and responds to public requests for information and service. The work is performed by Public Works Engineering Division employees on a reimbursable basis.

| DETAIL BY REVENUE CATEGORY AND APPROPRIATION CATEGORY | 2009/10 ACTUALS | 2010/11 ADOPTED BUDGET | 2011/12 CAO RECOMMENDED | FROM ADOPTED TO RECOMMENDED | PERCENT CHANGE |
|--|----------------------------|---------------------------------------|--|--|---------------------------|
| REVENUES | | | | | |
| Charges For Services | 29,492 | 30,898 | 9,584 | (21,314) | (69%) |
| Misc Revenue | 3,757 | 3,800 | 3,900 | 100 | 3% |
| TOTAL REVENUES | 33,249 | 34,698 | 13,484 | (21,214) | (61%) |
| APPROPRIATIONS | | | | | |
| Other Charges | 55,132 | 55,508 | 32,211 | (23,297) | (42%) |
| TOTAL APPROPRIATIONS | 55,132 | 55,508 | 32,211 | (23,297) | (42%) |
| NET COUNTY COST | 21,883 | 20,810 | 18,727 | (2,083) | (10%) |

SUMMARY OF SIGNIFICANT ADJUSTMENTS

- Both expenses and revenues have decreased substantially from the previous year as a result of the slowdown in land development activity.

FUNCTION AND RESPONSIBILITY

The Survey Monument Preservation Budget exists to fund the establishment of survey monuments at critical points in the county, including within the cities. Survey monuments are markers of known location and elevation set at key points throughout the county for use as reference points when entities survey property for land development and public works construction projects. The work is funded by a small fee imposed on recorded deeds, and is performed by Public Works Engineering Division employees on a reimbursable basis.

| DETAIL BY REVENUE CATEGORY AND APPROPRIATION CATEGORY | 2009/10 ACTUALS | 2010/11 ADOPTED BUDGET | 2011/12 CAO RECOMMENDED | FROM ADOPTED TO RECOMMENDED | PERCENT CHANGE |
|--|----------------------------|---------------------------------------|--|--|---------------------------|
| REVENUES | | | | | |
| Revenue From Use of Money/Prop | 469 | 400 | 200 | (200) | (50%) |
| Charges For Services | 10,090 | 8,000 | 9,000 | 1,000 | 13% |
| TOTAL REVENUES | 10,559 | 8,400 | 9,200 | 800 | 10% |
| APPROPRIATIONS | | | | | |
| Services and Supplies | 0 | 0 | 10,000 | 10,000 | 0% |
| Other Charges | 15,640 | 26,395 | 10,555 | (15,840) | (60%) |
| TOTAL APPROPRIATIONS | 15,640 | 26,395 | 20,555 | (5,840) | (22%) |

SUMMARY OF SIGNIFICANT ADJUSTMENTS

- Expenses for the Survey Monument Preservation budget have gone down from the previous year, as a result of the completion of monument preservation surveys in the Allendale area. Revenues have gone up slightly compared to FY2010/11 as a result of a small increase in anticipated document recording activity which funds this budget.

FUNCTION AND RESPONSIBILITY

This Budget tracks funds for regional transportation projects. Regional transportation projects typically consist of local roads that provide major points of access to the State highway system, or provide regional connections between communities and key transportation facilities. The Public Works Engineering Division of the Department of Resource Management typically represents the County in the planning and implementation of such projects, many of which are coordinated with the Solano Transportation Authority (STA).

In FY2006/07 the Board of Supervisors approved a loan of \$3 million from the General Fund to support regional transportation projects, with the goal of repaying the loan with future transportation impact fees. Due to the current state of the economy, the establishment of transportation impact fees has not yet occurred. The County is exploring the possibility of participating in a potential Regional Transportation Impact Fee under the auspices of the Solano Transportation Authority.

| DETAIL BY REVENUE CATEGORY AND APPROPRIATION CATEGORY | 2009/10 ACTUALS | 2010/11 ADOPTED BUDGET | 2011/12 CAO RECOMMENDED | FROM ADOPTED TO RECOMMENDED | PERCENT CHANGE |
|--|----------------------------|---------------------------------------|--|--|---------------------------|
| REVENUES | | | | | |
| Other Financing Sources | 0 | 138,425 | 100,000 | (38,425) | (28%) |
| TOTAL REVENUES | 0 | 138,425 | 100,000 | (38,425) | (28%) |
| APPROPRIATIONS | | | | | |
| Services and Supplies | 1,341 | 84,000 | 60,000 | (24,000) | (29%) |
| Other Charges | 10,138 | 54,425 | 40,000 | (14,425) | (27%) |
| F/A Bldgs and Imprmts | 2,000,000 | 0 | 0 | 0 | 0% |
| TOTAL APPROPRIATIONS | 2,011,479 | 138,425 | 100,000 | (38,425) | (28%) |

SUMMARY OF SIGNIFICANT ADJUSTMENTS

- This budget includes a reduction of \$24,000 in consulting services due to lower expenses associated with the Redwood Parkway – Fairgrounds Drive project in Vallejo, which is the only project currently expending funds from this budget. Expenses have also decreased due to a lower interest rate paid on borrowed funds. The budget has no revenues, and relies on the General Fund loan for financing.

FUNCTION AND RESPONSIBILITY

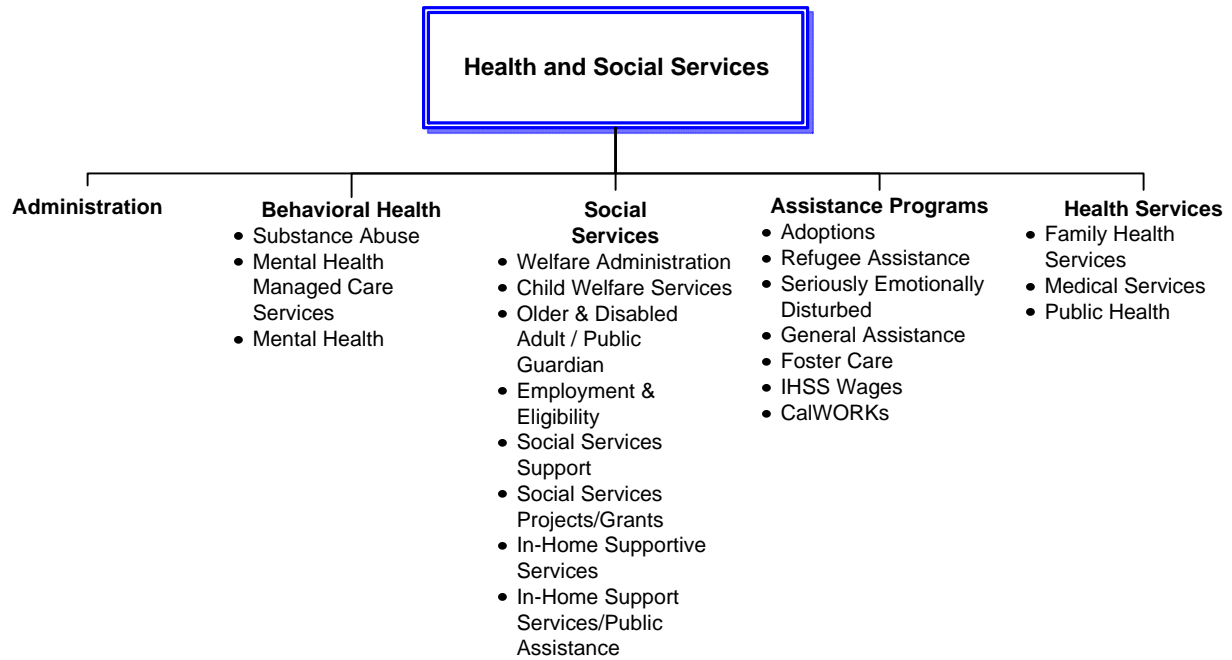
The Public Works Improvement Fund Budget exists to fund the construction of roads and other public works improvements in certain areas of the county. Property owners who make an application to develop their property, such as a subdivision or building permit, are required in some locations to pay for road improvements. The payments are placed in this Fund as a holding account until the road improvements are made, at which time the funds are used to reimburse the actual cost of the work performed. The improvements are restricted to the area where the property development occurred. The largest sources of such payments are the English Hills Zone of Benefit and the Green Valley Zone of Benefit. The work is performed by Public Works Division employees on a reimbursable basis.

| DETAIL BY REVENUE CATEGORY AND APPROPRIATION CATEGORY | 2009/10 ACTUALS | 2010/11 ADOPTED BUDGET | 2011/12 CAO RECOMMENDED | FROM ADOPTED TO RECOMMENDED | PERCENT CHANGE |
|--|----------------------------|---------------------------------------|--|--|---------------------------|
| REVENUES | | | | | |
| Revenue From Use of Money/Prop | 4,392 | 4,000 | 2,000 | (2,000) | (50%) |
| Misc Revenue | 32,413 | 50,000 | 5,000 | (45,000) | (90%) |
| TOTAL REVENUES | 36,805 | 54,000 | 7,000 | (47,000) | (87%) |
| APPROPRIATIONS | | | | | |
| Other Charges | 1,000 | 5,000 | 5,000 | 0 | 0% |
| Other Financing Uses | 23,804 | 121,000 | 70,000 | (51,000) | (42%) |
| TOTAL APPROPRIATIONS | 24,804 | 126,000 | 75,000 | (51,000) | (40%) |

SUMMARY OF SIGNIFICANT ADJUSTMENTS

- Expenses for this budget have gone down substantially as a result of the completion of design work for the Gibson Canyon Road Improvement Project. Revenues for this budget have also decreased substantially as a result of the continued slow pace of development activity.

This Page Intentionally Left Blank



DEPARTMENTAL PURPOSE

The Department of Health and Social Services (H&SS) provides cost-effective services that promote self-reliance and safeguard the physical, emotional and social well-being of the people of Solano County. The Department administers health and social service programs that counties are required to provide under State law.

Budget Summary:

| | |
|--|-------------|
| FY2010/11 Third Quarter Projection: | 261,167,707 |
| FY2011/12 Recommended: | 270,556,782 |
| County General Fund Contribution: | 25,503,020 |
| Percent County General Fund Supported: | 9.4% |
| Total Employees (FTEs): | 1032.0 |

FUNCTION AND RESPONSIBILITIES

H&SS is functionally divided into five divisions: Administration, Social Services, Behavioral Health Services, Health Services and Assistance Programs.

Administration (7501) provides day-to-day management and direction, research, planning and compliance activities, budget and fiscal management, contract management services and business services, including payroll, recruitment, and departmental training for customer services and special investigations.

Social Services (7680) includes Employment and Eligibility Services (E&ES), Welfare Administration (WA), Child Welfare Services (CWS), Older and Disabled Adults Services (ODAS), and Public Guardian.

- E&ES promotes self-sufficiency by assisting low-income families and individuals with obtaining employment, access to health care, food and cash assistance.
- CWS protects children from abuse, neglect, and provides programs to strengthen families. When this is not possible, CWS finds safe, permanent homes for children so they may grow into healthy, productive adults.
- ODAS focuses on comprehensive, integrated assistance for older and disabled adults, including domestic and personal in-home services, the investigation and prevention of elder abuse and neglect, and assistance accessing Medi-Cal, food stamp and cash assistance programs. The Public Guardian’s Office was consolidated with ODAS in 2011 and serves as the County’s guardian/conservator. Appointed by the Courts for individuals who are unable to care for themselves and/or

manage their own affairs, the Public Guardian also serves as the Public Administrator when the decedent has no next of kin. The Public Administrator directs the disposition of remains and decedents' estates, as needed.

Behavioral Health Services (7780) includes Mental Health Services, Substance Abuse Services and Mental Health Managed Care. The Division provides treatment, case management, rehabilitation and community support services to seriously emotionally disturbed or mentally ill children and adults. This includes emergency psychiatric services and involuntary hospitalizations. The Mental Health Services Act (Prop 63) provides funds for intensive case management for high-risk clients, and funds a variety of early intervention and prevention services, information technology projects, and supportive housing. The Substance Abuse program provides assessment and authorizations for treatment services which are provided by a number of community-based organizations, prevention, intervention, and recovery services to combat alcoholism and other drug addictions.

Health Services (7880) includes Public Health, Family Health and the Medical Services Budget. The Public Health Division provides mandated community health services to promote a healthy environment for all County residents including emergency medical services (EMS); public health laboratory testing; public health nursing and home visiting; communicable disease surveillance; Maternal, Child and Adolescent Health programs including Baby First; Women, Infant and Children's (WIC) and general nutrition services; health education; and promotion activities. Family Health Services operates 4 primary care clinics, 1 dental clinic, dental services at WIC clinics, and will begin offering mobile dental services this year. The Medical Services budget provides funds for the County's medically indigent adult services through participation in the County Medical Services Program (CMSP).

The Assistance Program (7900) budget includes Federal, State and County funding for all of the welfare cash assistance programs administered by H&SS. Programs include CalWORKs, Refugee Resettlement Program, Adoptions Assistance Program, Foster Care Placements, In-Home Support Services (IHSS) program, General Assistance (GA), Care of Court Wards and Special Circumstances. The Seriously Emotionally Disturbed (SED) (AB3632) program is not included in the FY2011/12 budget because the mandate was suspended by the Governor in December 2010 and defended by a Court of Appeals in April 2011. In addition, H&SS also administers the Food Stamp program; however, the costs of the food stamp benefit is federally funded, and also not included in the budget.

| DETAIL BY REVENUE AND APPROPRIATION FUNCTIONAL AREA | 2009/10 ACTUALS | 2010/11 ADOPTED BUDGET | 2011/12 CAO RECOMMENDED | FROM ADOPTED TO RECOMMENDED | PERCENT CHANGE |
|---|--------------------|------------------------|-------------------------|-----------------------------|----------------|
| REVENUES | | | | | |
| Administration | 4,084,898 | 4,229,185 | 5,201,524 | 972,339 | 23% |
| Behavioral Health | 57,290,543 | 59,320,399 | 56,842,595 | (2,477,804) | (4%) |
| Health Services | 45,781,813 | 51,027,164 | 52,746,815 | 1,719,651 | 3% |
| Social Services | 79,795,904 | 88,611,015 | 86,010,935 | (2,600,080) | (3%) |
| Assistance Programs | 63,633,484 | 63,901,350 | 69,201,502 | 5,300,152 | 8% |
| TOTAL REVENUES | 250,586,642 | 267,089,113 | 270,003,371 | 2,914,258 | 1% |
| APPROPRIATIONS | | | | | |
| Administration | 4,373,246 | 4,229,185 | 5,228,022 | 998,837 | 24% |
| Behavioral Health | 54,618,698 | 59,320,399 | 56,842,595 | (2,477,804) | (4%) |
| Health Services | 45,489,449 | 51,027,164 | 52,746,815 | 1,719,651 | 3% |
| Social Services | 79,756,636 | 88,611,015 | 86,010,935 | (2,600,080) | (3%) |
| Assistance Programs | 63,723,467 | 63,178,654 | 69,201,502 | 6,022,848 | 10% |
| TOTAL APPROPRIATIONS | 247,961,496 | 266,366,417 | 270,029,869 | 3,663,452 | 1% |
| NET CHANGE | | | | | |
| Administration | 288,348 | 0 | 26,498 | 26,498 | 0% |
| Behavioral Health | (2,671,845) | 0 | 0 | 0 | 0% |
| Health Services | (292,364) | 0 | 0 | 0 | 0% |
| Social Services | (39,268) | 0 | 0 | 0 | 0% |
| Assistance Programs | 89,983 | (722,696) | 0 | 722,696 | (100%) |
| TOTAL NET CHANGE | (2,625,146) | (722,696) | 26,498 | 749,194 | (104%) |
| STAFFING | | | | | |
| Administration | 84.00 | 81.00 | 74.50 | (6.5) | (8.02%) |
| Behavioral Health | 232.55 | 220.05 | 185.15 | (34.9) | (15.86%) |
| Health Services | 224.55 | 227.80 | 232.80 | 5.0 | 2.19% |
| Social Services | 595.50 | 561.00 | 540.55 | (20.45) | (3.65%) |
| Assistance Programs | 0.00 | 0.00 | 0.00 | 0.0 | 0% |
| TOTAL STAFFING | 1,136.60 | 1,089.85 | 1044.65 | (56.85) | (5.22%) |

DEPARTMENTAL BUDGET SUMMARY

The Recommended Budget for the Department of Health and Social Services of \$270,556,782 represents an overall increase of \$2,902,071 or 1.1% in revenues and \$3,624,774 or 1.4% in expenditures when compared to the FY2010/11 Adopted Budget. However, the Net County Contribution of \$25,503,020 has decreased by a net amount of \$3,322,129, or 11.5%, which reflects a \$7 million or 34% reduction in County General Fund contribution for H&SS operations and an increase of \$3,685,883 in County General Fund required for various Public Assistance programs.

The primary funding sources for H&SS are Federal and State Program Revenue, 1991 State-Local Realignment, and County General Fund contribution for Maintenance of Effort (MOE) and required match for Board approved programs.

Program Revenue

Program revenues are earned primarily by two methods: (1) time studies, in which staff document hours worked in each program/activity. The Department then submits a claim for reimbursement of the Federal and State share of costs based on the results of the time study; and (2) billable units of services, in which services provided by the Department to clients are billed to various payer sources (such as Medi-Cal and Medicare).

County overhead and Department administrative costs are distributed to all programs in H&SS and included in each program's budget. These administrative costs include fixed operational expenses such as utilities, DoIT and A-87 charges, and are incorporated in claims for Federal/State reimbursement and in H&SS' billing rates. As a result, the majority of revenues received by H&SS include reimbursement for both the costs associated with the individual employee providing the specific service as well as Department administrative costs and direct charges from other County Departments, which total \$9,400,000,

and A-87 charges, which total \$4,464,163. For example, the average salary and benefits for an Eligibility Benefits Specialist (EBS) is \$85,000; however, the actual reimbursement received by H&SS averages \$200,000 per FTE, and therefore funds \$115,000 for administrative and fixed operating costs for every filled EBS position.

While the County receives an “allocation” from the State for many of the H&SS programs, the amount of actual revenue received is dependent upon the actual costs of providing the services, which is primarily driven by labor costs. Reimbursement rates and methodologies vary by program and are outlined below by cost centers.

Eligibility & Employment/Welfare Administration requires a Maintenance of Effort (MOE) of \$1.8 million in CGF; all costs above this amount are reimbursed at 100% up to the annual funding allocations set by the State for the County. Funds for administration of CalWORKs, Food Stamp, Medi-Cal and other public assistance programs are allocated to counties based primarily on their caseloads. However, due to staff reductions, H&SS was not able to claim reimbursement for the full amount of the funding allocations in FY2009/10 and FY2010/11. The Recommended Budget assumes that these funding allocations will be under spent in FY2011/12 as well. As a result, fixed operating costs, Department overhead and A87 charges will have to be absorbed by other H&SS Divisions, and funded primarily by CGF, rather than outside revenue.

All Social Service Divisions are included in the quarterly “welfare claim.” County General Fund and 1991 State-Local Realignment revenues provide the local match (the percentage of which varies by program).

In Family Health Services (FHS), Mental Health and Substance Abuse programs, costs are reimbursed via billed units of service, and reconciled in annual cost reports. Costs in FHS, as a Federally Qualified Health Center (FQHC), are reimbursed at 100% of allowable costs for billed units of services. Mental Health adult services are reimbursed at 50% of costs up to a maximum allowable rate. Mental health children’s services are reimbursed at approximately 89% of costs. Substance Abuse services, primarily provided by contractors, are billed at the State’s Drug Medi-Cal rates for each type of service provided.

Realignment

Realignment is the second major funding source for H&SS’ programs. The State-Local Realignment, which consists of a fixed percentage of sales tax and VLF revenues, is distributed to counties based on formulas established in 1991. Because the State has not been revising the formulas for the cost of doing business, Realignment revenues do not sufficiently fund the realigned programs’ costs. Moreover, due to the economic downturn, Realignment revenues have declined from \$41.7 million in FY2008/09 to \$35.9 million in FY2010/11. The FY2011/12 budget includes \$36.8 million in Realignment revenue, based on the FY2010/11 third quarter projections and will be used to fund:

| | |
|-----------------|----------------------|
| CMSP* | \$ 6,871,127 |
| Mental Health | \$ 10,462,419 |
| Health | \$ 7,857,189 |
| Social Services | <u>\$ 11,879,244</u> |
| Total | \$ 36,799,896 |

* County Medical Services Program (CMSP) -- the Welfare & Institutions Code requires Solano County to contribute this amount to CMSP regardless of the total amount of Realignment revenues received in any given year.

Realignment requires a County MOE as well as a required match to State funding allocations. Realignment funding received by the County is also used to draw down additional federal funds (Federal Financial Participation). The County is similarly required to provide a match for Realigned programs, including Public Assistance, regardless of the amount of Realignment funding actually received.

County General Fund

The County General Fund (CGF) of \$25,503,020 included in H&SS’ FY2011/12 Recommended Budget is appropriated as follows:

- \$10, 978,627 the County’s mandated share of Public Assistance;
- \$809,548 for participation in CMSP to meet the County’s obligations for indigent care (the balance of \$6.8 million in required County contribution to CMSP is funded with Realignment);

- \$1,883,510 debt service
- \$252,475 for Board-authorized contributions to other agencies;
- \$3,063,409 required Maintenance of Effort (MOE) related to the 1991 Realignment which provides sales tax and VLF revenues of approximately \$36 million; and
- \$8,515,451 for the local match, primarily to State funding allocations for Realigned programs, and to draw down Federal Financial Participation,

Fixed assets in the amount of \$2,657,628 are included in the Recommended Budget and consist of the following:

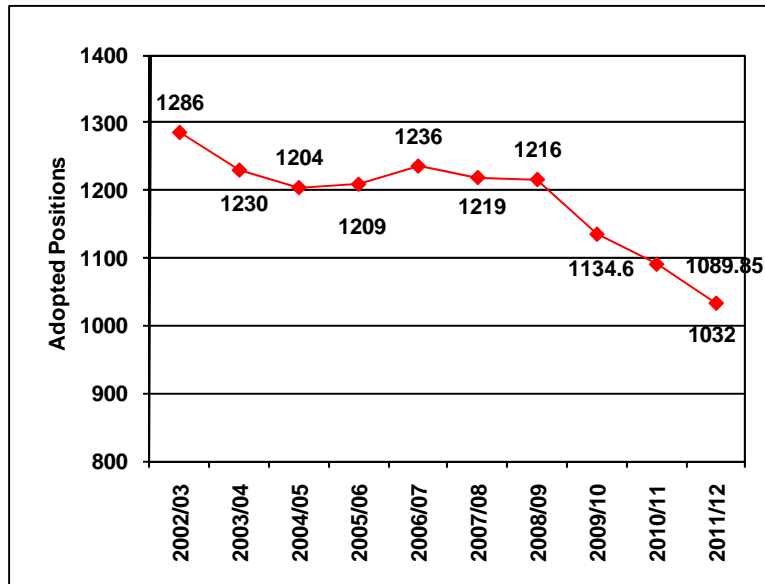
- Behavioral Health - \$500,000 for building improvements at 2101 Courage Drive. The Psychiatric Health Facility (PHF), located at this site, closed at the end of 2010. H&SS has been using other psychiatric hospitals for necessary residential placements. However, there is an unmet need in the County for a lower level of care or "step down" facility which could prevent hospitalization in some cases or help to lessen the length of stay in an acute setting. H&SS is considering establishing a Crisis/Stabilization Unit at Courage Drive to meet this need. Alternatively, the Department is exploring the feasibility of re-locating Children's Mental Health services from rented space at Enterprise Drive when the lease expires in October. One of the options under consideration is to use the former PHF space at Courage Drive for children's services, which would provide collocated behavioral health and primary care services for children at the Beck campus. Once the best use of this currently unoccupied space is identified, H&SS will present the concept to the Board of Supervisors, identify and set aside Mental Health Services Act (MHSA) funds as a possible means to fund the costs of renovations. Additionally, the budget includes \$1,837,081 of capitalized costs for a Electronic Health Record (EHR) system and \$60,000 for computer equipment associated with the Electronic Health Record (EHR) system, funded with MHSA funds.
- Health Services \$73,865 for dental equipment for the Vallejo Clinic, and \$186,682 for capitalized costs associated with EHR implementation funded through Federally Qualified Health Center (FQHC) revenues.

DEPARTMENT COMMENTS

None.

| COUNTY OF SOLANO STATE OF CALIFORNIA SCHEDULE 09 BUDGET UNIT FINANCING USES DETAIL FOR THE FISCAL YEAR 2011-2012 | | | | | | |
|---|--------------------|------------------------------|------------------------------|-----------------------------------|---------------------------------------|-------------------|
| FINANCING USES CLASSIFICATIONS APPROPRIATIONS AND REVENUES | 2009/10 ACTUALS | 2010/11 ADOPTED BUDGET | 2011/12 DEPT REQUESTED | 2011/12 CAO RECOMMENDE D | FROM ADOPTED TO RECOMMENDE D | PERCENT CHANGE |
| APPROPRIATIONS | | | | | | |
| ADMINISTRATION DIVISION | 4,373,249 | 4,229,185 | 5,309,032 | 5,201,524 | 972,339 | 23% |
| SOCIAL SERVICES DEPARTMENT | 79,756,636 | 88,611,015 | 87,789,331 | 86,010,935 | (2,600,080) | (3%) |
| IN-HOME SUPPORTIVE SERVICES PA | 566,436 | 565,599 | 553,412 | 553,412 | (12,187) | (2%) |
| BEHAVIORAL HEALTH | 54,514,343 | 59,320,399 | 58,881,759 | 56,842,595 | (2,477,804) | (4%) |
| PUBLIC HEALTH DIVISION | 0 | 0 | 0 | 0 | 0 | 0% |
| HEALTH SERVICES | 45,489,449 | 51,027,156 | 52,416,952 | 52,746,814 | 1,719,658 | 3% |
| ASSISTANCE PROGRAMS | 63,723,467 | 63,178,654 | 69,968,207 | 69,201,502 | 6,022,848 | 10% |
| TOTAL APPROPRIATIONS | 248,423,580 | 266,932,008 | 274,918,693 | 270,556,782 | 3,624,774 | 1% |
| REVENUES | | | | | | |
| Program Revenue | 188,752,581 | 205,812,391 | 216,580,934 | 211,528,849 | 5,716,458 | 3% |
| Realignment | 31,145,377 | 32,294,468 | 33,512,610 | 33,524,913 | 1,230,445 | 4% |
| General Fund Contribution | 28,525,623 | 28,825,149 | 24,825,149 | 25,503,020 | (3,322,129) | (12%) |
| TOTAL REVENUES | 248,423,580 | 266,932,008 | 274,918,693 | 270,556,782 | 3,624,774 | 1% |

STAFFING TREND



PENDING ISSUES AND POLICY CONSIDERATIONS

As of March 2011, the State's FY2011/12 proposed budget made substantial cuts in human services programs, which will significantly impact H&SS clients. However, State funding for the administration of most human services programs in FY2011/12 is anticipated to remain at the current level. As of this writing, the May revise presented on May 16, 2011, appears to maintain all of the previously enacted budget cuts without further reductions to programs. The following are outstanding legislative and budgetary issues that County staff will continue to monitor and advise the Board of any significant changes:

Mental Health: Seriously Emotionally Disturbed (SED)/AB3632 Program – The program provides mental health services, including residential placement to children in conjunction with local schools. The court in April 2011 has ruled that the Governor's action in the fall of 2010, which eliminated funding for the program, effectively suspend the mandate. The State budget proposed in January 2011 incorporated this program in the Public Safety Realignment legislation and funding. However, in the May 16, 2011 Revise the program is removed from the Realignment package, and transfers responsibility for these services, including residential, to school districts. H&SS has developed a Memorandum of Understanding with the Office of Education for FY2010/11 and anticipates that most of the costs for services provided will be reimbursed. H&SS will continue to work with the Office of Education to ensure a smooth transition of services that cease at the end of the school year. H&SS will continue to provide services to children currently in this program who meet criteria for MediCal after July 1, 2011. There may be some costs associated with the transitional period which are unknown at this time.

Employment & Eligibility: CalWORKS Grants - The reductions enacted by the State in March primarily impact the program as it relates to client benefits. Some of the more significant changes include an 8% cut in grants, a reduction in the time limit for adults to receive assistance from 60 months to 48 months, and an additional cut in grants for safety net and child-only cases that exceed 60 months. The full impact of these changes has not yet been identified by the State or County, but some potential impacts could be an increase in homelessness and child neglect reports due to the potential economic hardship on individuals and families.

Older and Disabled Adult Services: include In-Home Support Services (IHSS) where changes enacted by the State in March 2011 achieves savings in IHSS by requiring physician certification to receive IHSS services and domestic service and potentially a reduction equivalent to an 8.4% reduction in hours of service. Other components of the cuts were proposed but not finalized by the Legislature. These options may have a potential impact on the program as well as those it serves. The State will also participate in a new Federal program, Personal Choice Option, which will provide more comprehensive services to clients, with the goal of reducing institutionalization. Under the Personal Choice Option program, federal funding will increase, which may mitigate the need for further cuts to this program.

Public Health/Mental Health: First 5 funding – The May 2011 Governor’s budget continues to redirect \$1 billion in Proposition 10 funds, but as a precaution does not assume that the proposed redirection of First 5 for State funded children’s health services will be available. This assumption is based on current litigation against the State by local First 5 commissions, and if upheld, will not allow for a diversion of First 5 funding in FY2011/12. The local First 5 Commission has indicated that First 5 programs with contracts in place will continue in FY2011/12 and that sufficient funding is available. First 5 funds several programs in H&SS including matching funds for the Baby First program and mental health services for children 0 to 5 years old.

A major component of the Governor’s FY2011/12 budget includes the realignment of public safety programs administered by the State to counties. Within H&SS, this includes CWS, Substance Abuse, Mental Health, Adult Protective Services and CalWORKS. Details of the realignment proposal are still being negotiated at the State level and have not been incorporated in the County budget. Concerns expressed by counties, including guaranties of a reliable funding stream, are still being taken into consideration.

Federal Government: FY2011/12 Budget – The current discussion at the Federal level is focusing on spending cuts to balance the budget and reduce the Federal debt. While the Continuing Resolution adopted in April to fund the Federal government through September made cuts to a variety of programs, none had significant impacts to H&SS. The majority of federally funded programs operated by H&SS are entitlement programs; therefore, significant programmatic changes must be enacted at the Federal level in order to reduce program costs. While many programs are under review, most of the entitlement programs are not part of the current reduction plans. The discussion for additional spending reductions in FY2011/12 is ongoing as Congress seeks to address its multi trillion dollar deficit, and may lead to a greater impact on H&SS programs and clients in the upcoming year if significant spending reductions are adopted.

**7500-H&SS-Department Summary
Health**

**Patrick Duterte, Director of Health & Social Services
Summary of Other Administered Budgets**

| DETAIL BY REVENUE AND APPROPRIATION OTHER ADMINISTERED BUDGETS | 2009/10 ACTUALS | 2010/11 ADOPTED BUDGET | 2011/12 CAO RECOMMENDED | FROM ADOPTED TO RECOMMENDED | PERCENT CHANGE |
|---|----------------------------|---------------------------------------|--|--|---------------------------|
| REVENUES | | | | | |
| 1520-In-Home Support Services | 2,836,588 | 2,789,445 | 2,753,453 | (35,992) | (1%) |
| 7950-Tobacco Prevention & Education | 185,406 | 190,000 | 201,985 | 11,985 | 6% |
| APPROPRIATIONS | | | | | |
| 1520-In-Home Support Services | 2,836,588 | 2,789,445 | 2,753,453 | (35,992) | (1%) |
| 7950-Tobacco Prevention & Education | 187,151 | 190,000 | 201,985 | 11,985 | 6% |
| NET COUNTY COST | | | | | |
| 1520-In-Home Support Services | 0 | 0 | 0 | 0 | 0% |
| 7950-Tobacco Prevention & Education | 1,745 | 0 | 0 | 0 | 0% |

The Department's respective 'other' budget units follow.

DEPARTMENTAL PURPOSE

Health and Social Services' (H&SS) Administration Division provides direction and support functions needed for the Department to realize a high quality level of service for its clients.

FUNCTION AND RESPONSIBILITY

The Administration Unit includes the Executive Administration directing the overall management of the Department. The Research, Planning and Compliance Units provide strategic analysis and program development. The Budget and Financial Management Unit includes budget development and monitoring, claiming for Federal and State revenues, fiscal administration, general accounting, and patient accounting and claiming. The Contracts Management Unit supports managers with processing and fiscal monitoring of more than 500 annual contracts for services. The Business Services Unit provides payroll processing, and coordinates recruiting and hiring, records management, facilities, information technology, purchasing and labor relations.

SIGNIFICANT CHALLENGES AND ACCOMPLISHMENTS

Due to funding reductions from Federal, State, and County sources administration costs have been reduced proportionally in the past three years. In addition, H&SS Administration works closely with County internal service departments whose resources have been diminished by funding cuts to prioritize and address various H&SS administrative needs. The use of new available information technology, once implemented will further automate the process of purchasing, child welfare court reports, health records, personnel actions and time sheets, which will assist remaining staff following the reductions.

The challenge facing the Budget and Financial Management Unit is to meet the increased demand in the volume and complexity of federal, state and local reporting requirements with a reduced staffing level. While the economic downturn forces resource reductions, H&SS Administration is engaged in maximizing revenues to enable the department to secure funding to sustain services. For example, the Division is responsible for negotiating with the State Department of Healthcare Services (DHCS) on an Intergovernmental Transfer (IGT) which will bring about \$4 million in new revenue to behavioral health services.

WORKLOAD INDICATORS

- During the period of January 2010 through December 2010, processed 541 contracts for services within required time constraints.
- Collaborated with Human Resources to hold the vacancy rate at 3.5% of funded positions to support continuity of services.

DEPARTMENTAL SUMMARY

The Recommended Budget for Administration of \$5,201,524 represents an overall increase of \$972,339 or 23% in revenues and expenditures when compared to its FY2010/11 Adopted Budget with no change in the Net County Contribution of \$2,022,783.

The primary funding sources for Administration include \$10,153,466 in Intra-Fund Transfers representing reimbursement of allowable administrative costs from various H&SS program divisions; \$97,361 in Federal Administrative Revenues for Medi-Cal Administrative Activities (MAA) reimbursable Admin activities; \$153,639 in Contract Services for administrative fees related to the oversight and coordination of the MAA Targeted Case Management (TCM) program on behalf of participating HSS divisions, other County departments and community-based organizations; \$335,750 in Operating Transfers-In from Fund 239 representing board-approved contribution to the community clinics; and \$2,022,783 in General Fund Contribution primarily used to fund debt service cost and Board-approved contributions to other Non-County agencies of \$252,475. The Administration budget also includes Federal Administrative Revenues of \$2,100,234 representing MAA/TCM and Housing and Urban Development (HUD) revenues that are passed-thru to community based organizations participating in these programs and are not used to fund or support operating activities within Administration. These revenues are accounted for in Administration in compliance with Government Accounting Standards Board (GASB) and federal reporting requirements.

Primary costs are \$7,494,540 in salaries and benefits; \$4,443,094 in Services and Supplies of which \$1,960,003 represent MAA/TCM and HUD pass-thru costs; \$1,295,795 in Other Charges which includes direct charges of \$452,844 from other County departments and Board-approved contributions to Non-County agencies of \$588,225; and \$2,208,561 in Operating Transfers-Out representing debt service payment of \$1,883,510 and Pension Obligation Bond (POB) of \$325,051.

| DETAIL BY REVENUE CATEGORY AND APPROPRIATION CATEGORY | 2009/10 ACTUALS | 2010/11 ADOPTED BUDGET | 2011/12 CAO RECOMMENDED | FROM ADOPTED TO RECOMMENDED | PERCENT CHANGE |
|--|----------------------------|---------------------------------------|--|--|---------------------------|
| REVENUES | | | | | |
| Revenue From Use of Money/Prop | 264,781 | 120,000 | 200,000 | 80,000 | 67% |
| Intergovernmental Rev Federal | 1,397,085 | 1,786,774 | 2,197,595 | 410,821 | 23% |
| Charges For Services | 788,429 | 299,628 | 445,396 | 145,768 | 49% |
| Misc Revenue | 47,194 | 0 | 0 | 0 | 0% |
| Other Financing Sources | 0 | 0 | 335,750 | 335,750 | 0% |
| General Fund Contribution | 1,587,409 | 2,022,783 | 2,022,783 | 0 | 0% |
| TOTAL REVENUES | 4,084,898 | 4,229,185 | 5,201,524 | 972,339 | 23% |
| APPROPRIATIONS | | | | | |
| Salaries and Employee Benefits | 7,549,240 | 7,990,581 | 7,494,540 | (496,041) | (6%) |
| Services and Supplies | 3,244,733 | 4,376,475 | 4,443,094 | 66,619 | 2% |
| Other Charges | 1,563,106 | 1,064,425 | 1,269,297 | 204,872 | 19% |
| F/A Equipment | 10,277 | 0 | 0 | 0 | 0% |
| Other Financing Uses | 1,730,511 | 2,060,824 | 2,235,059 | 174,235 | 8% |
| Intra-Fund Transfers | (9,724,619) | (11,263,120) | (10,240,466) | 1,022,654 | (9%) |
| TOTAL APPROPRIATIONS | 4,373,249 | 4,229,185 | 5,201,524 | 972,339 | 23% |
| NET COUNTY CHANGE | 288,351 | 0 | 0 | 0 | 0% |
| STAFFING | 84 | 81 | 74 | (7.5) | 8% |

SUMMARY OF SIGNIFICANT ADJUSTMENTS

The net increase of \$972,339 in revenues is the result of the following:

- Increase of \$80,000 interest income based on Third Quarter projection of average daily cash balance for Fund 902
- Increase of \$410,821 due to anticipated increase in MAA/TCM revenues including those that are passed-thru to community-based organizations.
- Increase of \$145,768 in Contract Services due to an anticipated increase of \$57,591 in MAA/TCM administrative costs recouped from participating community-based organizations and an increase of \$88,177 in Countywide Administrative Overhead credit.
- Increase of \$335,750 in Other Financing Sources from an increase in Operating Transfers-In from Fund 239 Tobacco Settlement to fund the contributions to community clinics previously budgeted under Health Services. This is the last year of the available funds in Fund 239 Tobacco Settlement and is only available because Health and Social Services received unanticipated revenue on April 15, 2011, which will be used to make the contribution for FY2010/11. A decreased draw for FY2010/11 enables the remaining Tobacco Settlement Funds to be utilized in FY2011/12. Fund 239 Tobacco Settlement will have a zero balance at the end on FY2011/12.

Net increase of \$972,339 in expenditures is the result of the following:

- Decrease of \$496,041 in Salaries and Benefits due to staff reductions
- Increase of \$66,619 in Services and Supplies primarily due to increase in MAA/TCM pass-thru costs for community based organizations of \$297,933 offset by decreases in office supplies, contracted services, maintenance – bldgs and improvement, communication, utilities, etc.
- Increase of \$204,872 in Other Charges is primarily the contributions to community clinics of \$335,750 previously budgeted under Health Services are now budgeted in Administration; increase in direct charges of \$77,678 from Human Resources for a 1.0 FTE Office Assistant II, offset by a decrease of (\$187,150) in anticipation of reduced work-order/Sprocket direct charges from General Services.
- Increase of \$174,235 in Other Financing Uses reflects an increase in debt service costs.

-
- Increase of \$1,022,654 in Intra-Fund Transfers reflects a decrease of \$974,561 in administration costs reimbursed from H&SS program divisions and a decrease of \$48,093 reimbursed from Behavioral Health as a result of fewer Administration staff time-studying to the Mental Health MAA program.

The program funding cuts sustained by H&SS divisions to address the County's structural deficit and the department's management restructuring plan with reduced staffing in Administration have impacted Administration's level of service. The Division's Recommended Budget reflects a 7.5 FTE net reduction in staffing.

SUMMARY OF POSITION CHANGES

Changes in the Division's position allocations are provided below.

- On September 14, 2010, 1.0 FTE HSS Training & Hiring Coordinator was deleted as a result of the Early Retirement Incentive separation and the support function transferred to Human Resources.
- On October 15, 2010, 2.0 FTE Courier positions were transferred from General Services to Administration to address inter-facility movement of records and supplies.
- On October 26, 2010, the following positions were deleted in Administration as a result of the FY2010/11 Budget Reductions to address a reduction in the general fund contribution to H&SS as part of the overall structural deficit reductions.
 - 1.0 FTE Senior Accountant
 - 1.0 FTE Accountant
 - 1.0 FTE HSS Planning Analyst
 - 1.0 FTE Accounting Clerk
- On December 14, 2010, the Board approved the elimination of .5 FTE Staff Analyst position, and reinstated fiscal positions previously deleted by the Board on October 26, 2010 as part of the Department's Administrative reorganization and planned revenue enhancement initiatives to reduce General Fund contribution to support progress in H&SS by \$1.0 million. Human Resources classified these positions in April 2011.
 - 0.5 FTE Staff Analyst
 - 1.0 FTE Accountant
 - 1.0 FTE Accountant (Senior)
- On April 5, 2011 the following 9 FTE were eliminated as a result of the reduction of staff to address further reductions in General Fund contribution through the use of PARS early retirement:
 - 1.0 FTE Clerical Operations Supervisor
 - 1.0 FTE Office Assistant III
 - 2.0 FTE Office Coordinator
 - 1.0 FTE Office Supervisor
 - 1.0 FTE Policy and Financial Analyst
 - 1.0 FTE Sr. Staff Analyst
 - 2.0 FTE Staff Analyst
- On April 15, 2011 the addition or replacement of the following 4 FTE positions as a result of PARS early retirement adjustments:
 - 2.0 FTE Accountant
 - 1.0 FTE Office Supervisor
 - 1.0 FTE Staff Analyst

- The Recommended Budget for FY2011/12 also includes the deletion of 1.0 FTE Staff Analyst position, as part of the County General Fund reductions in Health and Social Services for FY2011/12 to address in part the requested 10% labor cost reduction.

PENDING ISSUES AND POLICY CONSIDERATIONS

The Administration Division provides key support functions to so the Department can realize a high quality level of service. The challenge for the Division is to meet and comply with various federal and state financial reporting demands in a volatile political environment.

DEPARTMENTAL PURPOSE

The Behavioral Health Division includes Mental Health, Mental Health Managed Care, and Substance Abuse. Integration of these programs allows the Department of Health and Social Services (H&SS) to efficiently monitor and manage programs and expenses as a comprehensive behavioral health system of care. The Department anticipates additional advantages as behavioral health services are integrated with primary care services and the Department proceeds with automating client health records.

Behavioral Health provides mental health services in accordance with Title 9, California Code of Regulations, Sections 1820.205, 1830.205, and 1830.210. Substance Abuse Services are delivered under the authority of Title 45, Code of Federal Regulations and California Health and Safety Codes Section 11750-11997.

FUNCTION AND RESPONSIBILITY

The Mental Health provides emergency psychiatric services 24 hours a day, seven days a week. As part of the overall Mental Health Plan, along with the following services:

- Managed-care services, treatment, and rehabilitation and community-support services to seriously emotionally disturbed children and seriously mentally ill adults.
- Provides cost-effective services that promote self-reliance and safeguard the physical, emotional, mental and social well-being of Solano residents.
- Oversees the provision of quality assurance, utilization management, beneficiary problem resolution, authorization and denial of services, maintenance of financial records, policies and procedures, and assuring cultural competency in the provision of services.

Substance Abuse Services provide prevention, intervention, treatment and recovery services for alcoholism and other drug addictions. Youth, adults, probationers and parolees are served by the Substance Abuse which offers the following services:

- Assessment of clients' alcohol and drug abuse treatment needs and authorization of appropriate services. Preferential placement is given to pregnant women.
- Case management.
- Authorization of alcohol and drug detoxification.
- Outpatient counseling through individual, group and family sessions.
- Residential treatment for pregnant and postpartum mothers, women and men.
- Behavioral Health services for California Work Opportunity and Responsibility to Kids (CalWORKs) participants.
- Administration of drug diversion services through Penal Code 1000, Substance Abuse and Crime Prevention Act of 2000 (SACPA, Prop 36), along with Adult and Dependency Drug Courts.
- Parolee Services and Driving under the Influence (DUI) programs.
- Federally mandated HIV and AIDS testing and education in coordination with Public Health.
- Federally mandated Primary Prevention Services to delay the onset of youthful Alcohol, Tobacco and Other Drug use.

SIGNIFICANT CHALLENGES AND ACCOMPLISHMENTS

- Solano County Mental Health has experienced a significant increase in the number of hospitalizations of mental health consumers—from 434 in FY2008/09 to 836 in FY2009/10 (the latest year data is available). Hospitalizations are the highest and most restrictive level of care consumers may need, and thus, require significant resources.
- Due to funding reductions, seriously mentally ill (SMI) adults are experiencing a wait time of up to eight weeks to receive mental health services from Solano County Mental Health, and more than 86 seriously emotionally disturbed children are on a wait list triaged frequently and prioritized for services according to need however, some have to wait 4 to 6 weeks for service.

- The Substance Abuse Division began offering an evidence-based program (Matrix) to Solano County residents who are waiting to participate in weekly groups for treatment. The program is more extensive and valuable than what is minimally required by the program's principal federal funding source. Program materials are available at no cost to the County General Fund. The result is that clients are better prepared to take advantage of treatment when placed with a contracted provider. These services are becoming increasingly important as wait times increase.
- An integration of mental health with primary care health services began on FY2010/11 and is expected to become fully integrate in FY2011/12 in order to provide comprehensive health services to a high-risk population and to recover some cost through FQHC billing.
- Partnership for Early Access for Kids (PEAK) won the 2010 National Association of Counties (NACO) Achievement Award for its unique approach to addressing early childhood mental health. PEAK served 718 children in 2009 birth to age five and increased the number of underserved populations receiving mental health services.
- The County has received a Judicial Assistance Grant (JAG) funding for clients formerly receiving services under Prop 36. This has allowed Substance Abuse clients to enter treatment immediately after assessment by one of the Division's clinicians. This program is currently funding 60 outpatient slots, 20 residential treatment slots, and partially funding a Probation Officer and a Mental Health Worker.
- The Substance Abuse Division's grant-funded adult drug court component offers case management and treatment services to clients who have failed to complete the JAG or Prop 36 requirements. This successful program has had a graduation rate twice that of its drop-out rate.
- Out-stationed mental health services in geographic locations where County mental health services did not exist previously, including Dixon, Rio Vista, and Vacaville (adult services) through the Community Access to Resources and Education (CARE). CARE co-locates mental health services at a variety of locations such as Family Resource Centers throughout communities in Solano County.

WORKLOAD INDICATORS:

During the period of July 1, 2009 through June 30, 2010:

- Solano County Mental Health provided mental health services to approximately 10,781 seriously mentally ill adults and seriously emotionally disturbed children. The services were provided through County Programs, Contract Programs and the Managed Care Provider Network.
- Solano County Mental Health Mobile Crisis unit provides crisis case management services to about 819 consumers.
- There were 836 total admissions to psychiatric inpatient facilities.
- The Substance Abuse served about 650 adult clients.
- Currently, outpatient Substance Abuse programs are serving an average of 175 clients in treatment per month and residential programs are averaging 55 clients per month.
- Currently, non-Prop 36 clients are waiting 60 days for Substance Abuse outpatient treatment and up to 120 days for residential treatment.

DEPARTMENTAL BUDGET SUMMARY

- The Recommended Budget for Behavioral Health of \$56,842,595 represents an overall decrease of \$2,477,804 or 4%, in revenues and expenditures when compared to FY2010/11 Adopted Budget. The Net County Contribution of \$3,687,654 was decreased by \$3,251,401 or 46.8% from the FY2010/11 Adopted Budget.
- The primary outside funding sources for Mental Health and Substance Abuse programs are Federal and State funds. Mental Health adult services are reimbursed at 50% of costs up to a maximum allowable rate per service unit, while children's services are reimbursed at approximately 89% of service unit costs. A small portion of revenue is due to third party reimbursements billed by units of service. Substance Abuse services are primarily provided by contractors. Federal revenues provide the majority of funding for services, and a portion of services are billed at State's Drug Medi-Cal rates for each type of service provided.

-
- The second major funding source is State-Local Realignment revenues, which consists of a dedicated portion of statewide sales tax and VLF revenues. Realignment is distributed to counties based on formulas established in 1991. Mental Health is anticipating receiving \$7,677,196 in Realignment revenue based on FY2010/11 third quarter projections.
 - The primary costs are \$18,134,839 in salaries and benefits and \$23,050,465 in direct program service contracts.

SUMMARY OF POSITION CHANGES

Reductions in the Division's position allocations since the adoption of the FY2010/11 Budget are provided below:

- 6.4 FTE Psychiatrist (Board Cert) were transferred from the Mental Health Division to the Family Health Services Division for the Behavioral Health Federally Qualified Centers (FQHC) sites. This transfer began the integration of mental health with primary care health services.
- A resolution was approved on October 26, 2010 deleting 4.0 FTE (vacant) positions:
 - 1.0 FTE Mental Health Specialist II – Limited Term
 - 1.0 FTE Nursing Supervisor
 - 1.0 FTE Office Assistant II
 - 1.0 FTE Patient Benefits Specialist
- On December 14, 2010, as part of Health and Social Services' \$1 million in General Fund Reduction Plan, the following 3.85 FTE (vacant) positions were deleted:
 - 1.35 FTE Mental Health Clinician (Lic)
 - 1.0 FTE Mental Health Medical Director
 - 1.0 FTE Substance Abuse Administrator
 - 0.5 FTE Mental Health Clinical Supervisor
- On April 5, 2011 the following 7.0 FTE were reduced due to Public Agency Retirement Service (PARS) retirements:
 - 1.0 FTE Mental Health Clinician (Lic)
 - 2.0 FTE Mental Health Clinical Supervisor
 - 2.0 FTE Mental Health Clinician (Reg)
 - 1.0 FTE Office Assistant II
 - 1.0 FTE Office Supervisor
- The following 13.65 FTE positions are being deleted as part of the County General Fund reductions in Health and Social Services for FY2011/12 to address in part the requested 10% labor cost reduction:
 - 1.0 FTE Office Assistant II
 - 2.0 FTE Mental Health Specialist II
 - 3.65 FTE Mental Health Clinician (Lic)
 - 3.0 FTE Mental Health Nurse
 - 1.0 FTE Mental Health Services Coordinator
 - 1.0 FTE Clinical Psychologist
 - 1.0 FTE Mental Health Services Manager
 - 1.0 FTE Medical Records Technician (Senior)

PENDING ISSUES AND POLICY CONSIDERATIONS

An integration of mental health with primary care health services began in FY2010/11. Full integration is expected in FY2011/12 and the behavioral health clinics will provide comprehensive health services to a high-risk population and recover eligible cost in a Federally Qualified Health Center (FQHC). The first part of the integration involved psychiatrists providing patient services as part of the FQHC. The second phase of the integration involves adding licensed mental health clinicians and other medical staff to the FQHC. The more integrated service model will incorporate a medical provider to provide physical exams within the clinic. Integration will allow for increased visits, as clients can receive their physical exams along with mental health screenings to determine the level of services needed and then be referred to the appropriate source for treatment. Nationally, mental health consumers die at least 25 years younger than their counterparts due to chronic illnesses. An integrated approach provides a coordinated continuum of health services to a vulnerable population. The Department will be seeking Board support for the reorganization of Mental Health and Health Services early in FY2011/12.

In FY2010/11, State funding for mandated mental health services for special education students, commonly referred to as AB3632, was vetoed by Governor Schwarzenegger. While the Legislature had not suspended the mandate, the former Governor's veto of the funding for the mandate left many questions regarding who was responsible for providing the services and who would be responsible for funding the services. A federal mandate exists that schools are responsible for providing the services, but the state mandated that counties provide the mental health services. On March 25, 2011, an Appeals Court ruled that the mandate was suspended for counties. For FY2010/11 Solano County on advice from legal counsel continued to provide the services through the remainder of the school year and has incurred a General Fund cost. In FY2011/12 the County will cease providing these services, the responsibility per law remains with the schools.

While the mandate as previously known for counties appears to be suspended for FY2010/11. The Governor's May 2011 proposed budget includes using MHSA revenue (Prop 63) to fund Early Periodic Screening Diagnosis and Treatment (EPSDT), Mental Health Managed Care, and AB3632 services. Details of this realignment are pending at this time, there is no clarity of how much State revenue, if any, will be received for these programs.

The total exposure in FY2011/12 for Mental Health is about \$2.9 million in unfunded expenses which are primarily the result of not anticipating any federal or state monies to offset non Medi-Cal AB3632 services. If offsetting revenue is not received through the State's realignment proposal to cover the unfunded expenses, it is anticipated contracts for mental health services provided to children will need to be reduced by approximately \$955,000, and approximately 18 FTE positions will need to be reassigned and/or eliminated.

The actual provider for services to children under AB3632 as of July 1, 2011 given the uncertainty of State funding, and the mandate to provide services on the schools, at this time yields possible several scenarios for the County: (a) the services could continue to be provided by the County and the schools would reimburse the County for the costs; (b) only Medi-Cal services would be provided by the County and the schools would need to contract with a private provider for the non-Medi-Cal services; or (c) the schools could contract with a private provider for services, and the County would serve as a fiscal intermediary to bill Medi-Cal for services provided in the community. As information on the State budget and decisions by the school are made, the Department will explore options to mitigate staff reductions. Options include reducing contracts for services, redirecting staff to other revenue-generating activities, reassigning staff, and/or layoffs.

| DETAIL BY REVENUE CATEGORY AND APPROPRIATION CATEGORY | 2009/10 ACTUALS | 2010/11 ADOPTED BUDGET | 2011/12 CAO RECOMMENDED | FROM ADOPTED TO RECOMMENDED | PERCENT CHANGE |
|---|--------------------|------------------------------|-------------------------------|-----------------------------------|-------------------|
| REVENUES | | | | | |
| Fines, Forfeitures, & Penalty | 48,100 | 78,000 | 62,000 | (16,000) | (21%) |
| Revenue From Use of Money/Prop | 161,769 | 199,150 | 6,400 | (192,750) | (97%) |
| Intergovernmental Rev State | 34,069,130 | 38,234,729 | 39,989,556 | 1,754,827 | 5% |
| Intergovernmental Rev Federal | 6,176,018 | 5,852,453 | 3,939,861 | (1,912,592) | (33%) |
| Charges For Services | 8,939,149 | 7,993,286 | 9,125,124 | 1,131,838 | 14% |
| Misc Revenue | 679,804 | 23,726 | 32,000 | 8,274 | 35% |
| Other Financing Sources | 70,371 | 0 | 0 | 0 | 0% |
| General Fund Contribution | 7,031,020 | 6,939,055 | 3,687,654 | (3,251,401) | (47%) |
| TOTAL REVENUES | 57,175,361 | 59,320,399 | 56,842,595 | (2,477,804) | (4%) |
| APPROPRIATIONS | | | | | |
| Salaries and Employee Benefits | 24,418,887 | 24,280,025 | 18,134,839 | (6,145,186) | (25%) |
| Services and Supplies | 3,568,420 | 6,098,041 | 4,904,217 | (1,193,824) | (20%) |
| Other Charges | 25,225,780 | 25,401,027 | 28,378,846 | 2,977,819 | 12% |
| F/A Bldgs and Imprmts | 0 | 0 | 500,000 | 500,000 | 0% |
| F/A Equipment | 0 | 30,000 | 60,000 | 30,000 | 100% |
| F/A - INTANGIBLES | 0 | 0 | 1,835,335 | 1,835,335 | 0% |
| Other Financing Uses | 863,134 | 1,247,114 | 1,032,659 | (214,455) | (17%) |
| Intra-Fund Transfers | 438,121 | 2,264,192 | 1,996,699 | (267,493) | (12%) |
| TOTAL APPROPRIATIONS | 54,514,343 | 59,320,399 | 56,842,595 | (2,477,804) | (4%) |
| NET COUNTY CHANGE | (2,661,018) | 0 | 0 | 0 | 0% |
| STAFFING | 232.55 | 220.05 | 185.15 | (34.90) | 15.86% |

SUMMARY OF SIGNIFICANT ADJUSTMENTS

Due to a significant decrease in state and federal funding, amounting to almost \$2.9 million, primarily for mental health services for seriously emotionally disturbed children, and deep reduction in County General Fund support, the Recommended Budget includes proposed reductions of 13.65 FTE vacant positions and 7.0 FTE filled positions that accepted the PARS retirements on April 30, 2011, primarily in the Mental Health Division. These staffing reductions will result in a continued reduction in the availability of mental health services for children and adults.

More mental health consumers are being admitted to hospitals due in part to the lack of supportive services in the community. This trend of increased hospitalizations has resulted in an anticipated increase of \$1,113,520 in inpatient hospital bed costs. In FY2010/11, the Psychiatric Health Facility (PHF) located at Courage Drive ceased operations. As a result of this closure, the Mental Health Division began placing more consumers at Napa State Hospital for 5150 hospitalizations. While the bed cost at Napa State Hospital is less than what PHF charged, traditionally lengths of stay at Napa State Hospitals are longer so the Department has not experienced cost savings due to the lower bed rate. Solano County has been working with Napa State Hospital to streamline admissions and work collaboratively to reduce lengths of stay in order to step clients down quicker to a more appropriate placement and to reduce costs.

Mental Health Services Act (MHSA) (Proposition 63) monies continue to be major source of revenue for the Mental Health Division. The FY2011/12 Recommended Budget includes approximately \$18,300,000 in MHSA funding for community support services, primary and early intervention, electronic health records, and workforce investment. A major contributor to the increase of \$1,802,504 in contracted direct services and MHSA funding is for a Residential Crisis Stabilization Unit. The department anticipates putting this project out to bid in FY2011/12.

In FY2010/11, the temporary increase in Federal Medical Assistance Percentages funding from the Federal Stimulus Act (American Recovery and Reinvestment Act or ARRA) ceased. For Solano County this represented \$1,598,345 in funding primarily used to fund children’s mental health services and Substance Abuse Drug Medi-Cal services which will be partially offset with an increase of \$1,119,485 in state funding.

DEPARTMENTAL PURPOSE

Health Services has two major functional areas, Public Health, which operates numerous programs designed to protect the public's health and Family Health Services, which provides clinical services at multiple locations in the County. Public Health seeks to improve the health and quality of life for County residents by promoting health and safety, and by preventing disease, injury and premature death through individual and population-based services. Family Health Services clinics provide timely, high quality, culturally and linguistically appropriate, comprehensive healthcare to the uninsured and underinsured residents of Solano County. The services provided include adult and pediatric primary care, dental health, and adult mental health.

FUNCTION AND RESPONSIBILITY

The Public Health Unit is responsible for monitoring health status and understanding health issues facing the community; using data and trends to analyze public health problems and communicating them to the public; giving people the skills and information they need to make healthy choices; protecting people from health problems and health hazards; educating medical providers on new and emerging health issues; leading public health emergency planning and response activities; engaging the community to identify and solve health problems; fostering and participating in community coalitions and professional networks; developing public health policies and plans; and enforcing public health laws and regulations.

Key functional areas include: communicable disease control, emergency services, health promotion and education; public health laboratory; substance abuse prevention and control; maternal, child and adolescent health; public health nursing; nutrition services; and tobacco prevention and education.

The Family Health Services Unit satisfies the County's mandate under Welfare and Institution Code 17000 in its provision of direct and supportive healthcare services to the medically indigent residents of Solano County. Family Health Services also provides comprehensive healthcare to uninsured and underinsured residents of Solano County generally. These services include primary care, dental health, prevention education, and referral (as appropriate and feasible) for selected specialty care. Health Services operates 4 Federally Qualified Health Centers (FQHC) clinic sites with multiple "clinics" or clinical services within each site:

- The clinic located at 355 Tuolomne Street in Vallejo currently provides adult mental health services, and immunization clinics. With mental health/public health integration in the next fiscal year, the clinic will add limited adult primary care for mental health clients.
- The clinic located at 365 Tuolomne Street in Vallejo is a new site, opened in FY2010/11, and currently provides adult and pediatric primary care. The Recommended Budget includes a request for 1.0 FTE (0.5 FTE dentist, 0.5 FTE RDA) in new growth positions to add dental health services. Also, with mental health/public health integration in the next fiscal year, Family Health will provide limited mental health services for primary care clients.
- The clinic located at 2101 Courage Drive in Fairfield currently provides adult mental health services, dental health services, and immunization clinics. With mental health/public health integration in the next fiscal year, the clinic will add limited adult primary care for mental health clients. Also, a proposed expansion is currently being examined to add a new pediatric clinic service within this FQHC site for FY2011/12.
- 2201 Courage Drive in Fairfield is a new site, opened in FY2010/11 and currently provides adult and pediatric primary care. With mental health/public health integration in the next fiscal year, limited mental health services will be provided for primary care clients. Also, if a new pediatric clinic at 2101 Courage opens in FY2011/12, then this site will be able to provide expanded services to adults.

In addition to these 4 FQHC clinic sites, limited mobile primary care services are provided to homeless shelters and in FY2011/12 a mobile dental health services will be provided to schools, shelters, among others.

A new William J Carroll Government Center is currently under construction in Vacaville and is expected to be completed in FY2012/13. The center will be able to provide primary care, adult mental health, and dental health services.

In FY2011/12, with the integration of Mental Health these clinics services will expand to include adult mental health psychopharmacology, limited therapy and case management, along with substance abuse screening.

SIGNIFICANT CHALLENGES AND ACCOMPLISHMENTS

- Family Health Services opened two new Federally-Qualified Health Centers in FY2010/11 one in Fairfield and one in

Vallejo. Family Health Services is pursuing collaboration with Touro University to substantially increase the number of patients served in Vallejo and Fairfield.

- Secured funding for a FQHC mobile dental clinic in FY2010/11, which should be operational in early FY2011/12, and will serve clients in locations who have no transportation or ability to travel to the County's Dental Clinics.
- The integration of adult mental health services and substance abuse services into primary care clinics will require considerable organizational and operational change. As discussed below (in Pending Issues and Policy Considerations), efficient and productive integration of these new services will require a plan for reorganization, including creation of several new positions, which will be brought before the Board later in FY2011/12.
- The implementation of the federally mandated Electronic Health Records and a new Patient Management System in Family Health Services will pose significant operational challenges as staff becomes trained and facilities are equipped with computers so all records can be in electronic format.
- Solano County Public Health, in conjunction with Child Welfare Services and a federal grant from the Administration for Children and Families, has implemented Nurse-Family Partnership (NFP), an evidence-based home visiting program. NFP is a community health program that helps transform the lives of vulnerable mothers pregnant with their first child.
- The Emergency Services Bureau and Communicable Disease Control Program successfully coordinated the County's response to both the H1N1 pandemic and the statewide pertussis epidemic; vaccinations against H1N1 provided to the residents of Solano County totaled nearly 16,000 doses.

WORKLOAD INDICATORS

During the period of July 1, 2009 – June 30, 2010:

- The medical clinics in Vallejo and Fairfield provided a total of 42,412 patient visits, an increase of 6% from the previous year.
- The dental clinic provided 7,391 patient visits, an increase of over 36% from the previous year.
- The Women, Infants, & Children (WIC) program served a monthly average of 11,200 pregnant women, postpartum women, infants and children under 5 years.
- 3,665 communicable diseases were reported to Solano Public Health and investigated (as appropriate).
- Approximately 5,000 home visits were made by public health nurses to high-risk families.

DEPARTMENTAL BUDGET SUMMARY

The Recommended Budget for Health Services of \$52,746,814 represents a decreased Net County Contribution of \$3,552,528 offset by an increase of approximately \$5 million in FQHC revenue for a net increase of \$1,719,651 in revenues and \$1,719,658 in expenditures or 3.4% when compared to the FY2010/11 Adopted Budget.

The primary funding source for Family Health Services is FQHC funds, which is based on rates per encounter established by the site during the rate setting year. FY2010/11 is a rate-setting year for the two new FQHC sites. FY2011/12 will be a review year for the two original FQHC sites to determine if previously set rates are still correct. Other important funding sources for Family Health Services include the Healthcare for the Homeless Grant and the Ryan White (HIV/AIDS) Grant.

Funding sources for Public Health (PH) include various federal grants, fee-for-service, revenue contracts with colleges, other counties, private companies, and federal and state allocations. Programs utilizing federal grants include Nurse-Family Partnership, Emergency Medical Services, and WIC. Programs utilizing fee-for-service and revenue contracts include the PH Lab, Vital Statistics, Health Promotion and Education, and Student Health Services. Programs utilizing federal and state allocations include Emergency Medical Services, TB Control, Communicable Disease, AIDS Surveillance, Bioterrorism, Family Planning, AIDS Community Education, Health Promotion and Education, Public Health Nursing, Childhood Lead, Immunization, California Children's Services, Child Health and Disability Prevention, WIC, and Maternal Child and Adolescent Health.

Primary costs for Health Services are: \$29,170,371 for salaries and employee benefits; \$6,894,221 for services and supplies; \$12,698,721 for other charges (including \$6,871,127 for CMSP services to residents and \$2,623,442 in contracted direct services); \$262,293 for fixed assets; \$1,420,582 for other financing uses; and \$2,306,626 for intra-fund transfers.

SUMMARY OF POSITION CHANGES

Changes in the department's position allocations are provided below.

- In October 2010, the following 3.5 FTE were deleted:
 - 0.5 FTE Occupational Therapist
 - 0.5 FTE Office Aide
 - 1.0 FTE Office Assistant II
 - 1.0 FTE Physical Therapist
 - 0.5 FTE Public Health Nurse
- In December 2010, the following position was deleted:
 - 1.0 FTE Emergency Medical Services Administrator
- In January 2011, 4.0 FTE were added to the Dental Clinic:
 - 1.0 FTE Dentist
 - 2.0 FTE Registered Dental Assistant
 - 1.0 Health Education Specialist
- For FY2011/12, 1.37 FTE existing Psychiatrists formerly budgeted in the Mental Health Division will be transferred to the Family Health Services budget.
- On April 5, 2011 8.0 FTE were deleted as a result of PARS early retirement:
 - 2.0 FTE Health Assistant
 - 1.0 FTE Health Education Specialist (Sr)
 - 1.0 FTE Health Education Specialist
 - 1.0 FTE Nursing Services Director
 - 1.0 FTE Office Assistant II
 - 1.0 FTE Office Assistant III
 - 1.0 FTE Public Health Nurse (Sr)
- For FY2011/2012, 9.0 FTE are requested for Family Health Services for an increase in costs of \$817,829. The purpose of these 9.0 FTE is to bring the clinics up to industry standards and to provide dental services in Vallejo. These new positions are expected to generate around \$1.5 million in new revenue and include:
 - 6.0 FTE Medical Assistant
 - 2.0 FTE Nurse Practitioner/Physician Assistant
 - 0.5 FTE Registered Dental Assistant
 - 0.5 FTE Dentist for Vallejo
- For FY2011/12, 9.0 FTE Limited Term Positions are requested to be extended through June 2012 (all of these Limited Term Positions are fully supported by state or federal grants from the Office of Traffic Safety); these include:
 - 1.0 FTE Public Health Nurse
 - 1.0 FTE Accounting Technician
 - 1.0 FTE Medical Assistant
 - 0.5 FTE Project Manager

- 0.5 FTE Project Manager
- 1.0 FTE Health Education Specialist (Sr)
- 2.0 FTE Health Assistant
- 1.0 FTE Health Services Manager
- 1.0 FTE Social Worker III

PENDING ISSUES AND POLICY CONSIDERATIONS

The requested FY2011/12 budget for Health Services is balanced largely on the basis of projected FQHC (MediCal and CMSP clients) and Medicare revenues, which require full staffing of Family Health Services clinics (for primary care and dental health services) to provide the projected numbers of encounters. Family Health Services has absorbed County General Fund reductions of more than \$450,000 in FY2010/11, and the requested FY2011/12 budget addresses this reduction through improved efficiency and productivity in clinic operations. To increase productivity the clinics need to increase fully reimbursed patient encounters which requires additional staff. The following new 9.0 FTE positions are requested:

- 2.0 FTE Nurse Practitioner/Physician Assistants are primary care providers who directly generate FQHC revenue in the primary care clinics (Fairfield);
- 0.5 FTE dentist directly generates FQHC revenue and will work at the Vallejo clinic to address unmet needs for dental services in that community;
- 6.0 FTE Medical Assistants and 0.5 FTE Registered Dental Assistant indirectly generate FQHC revenue by supporting and increasing the efficiency and productivity of primary care providers in Fairfield and Vallejo and the dentist in Vallejo, respectively.

The cost of \$817,829 for the requested new 9.0 FTE positions is included in the Recommended Budget with the offsetting revenue. It is anticipated that the additional staff will bring in approximately \$1.5 million in new revenue through additional service encounters.

In FY2010/11 the Department of Health Services Division opened two additional FQHC sites (one each in Fairfield and Vallejo). Family Health Services increased the number of available examination rooms for primary care services and is seeking to increase the number of primary care providers, and associated clinical staff to make optimal use of the new clinic space. The requested 2.0 FTE Nurse Practitioner/Physician Assistants complete this planned expansion in providers to accommodate the increase in examination rooms, and the requested 6.0 FTE Medical Assistants complete the planned staffing ratio of primary care providers, to associated clinical staff. The 0.5 FTE dentist and 0.5 FTE dental assistant are requested to permit expansion of critically needed dental health services to Vallejo; currently, all County provided dental health services are located in Fairfield.

With the anticipated changes under Healthcare Reform, the demand for primary care and dental health services, as well as for mental health services, is expected to grow in Solano County. As more individuals become eligible, it is expected that clinical services provided by Family Health Services will continue to expand. Some of this expansion may be accommodated through the provision of mobile clinical services, and some will be accomplished by providing services at new sites such as the planned William J. Carroll Government Center at 1119 East Monte Vista Avenue in Vacaville.

Several items are pending Board consideration in FY2011/12. A reorganization of Health Services will enable further integration of Mental Health Services and Family Health Services. A proposed MOU with Touro University will expand clinical services and provide educational opportunities in the medical field. A new Pediatrics Clinic at 2101 Courage Drive in Fairfield will expand pediatric primary care services.

In FY2010/11 H&SS began the integration of Health Services and Behavioral Health Services, specifically Substance Abuse Programs and Adult Mental Health clinic services, with Family Health Services. While this integration is expected to result in better services for clients and provides opportunities to generate additional FQHC revenues, it will also require careful planning and some restructuring within Health Services. Hence, a reorganization of Health Services and Behavioral Health Services is anticipated for Board consideration.

In FY2010/11 Touro University approached Solano County Health Services to pursue a collaborative approach to service more than 3,500 Solano County residences in Vallejo and Fairfield. Other benefits from this arrangement could include a graduate

medical education program, and a residency base program at County clinics and partnering hospitals. A MOU is expected to be brought to the Board for consideration.

The Department has identified a growing need for pediatric primary care and is working on a business plan for the establishment of a new pediatrics clinic at 2101 Courage Drive Fairfield. It is suggested that the new clinic will not require additional staff. The additional examination rooms at a new pediatrics clinic will increase pediatric encounters and reduce pediatric wait times. A business plan and expected tenant improvements will be brought to the Board for consideration.

| DETAIL BY REVENUE CATEGORY AND APPROPRIATION CATEGORY | 2009/10 ACTUALS | 2010/11 ADOPTED BUDGET | 2011/12 CAO RECOMMENDED | FROM ADOPTED TO RECOMMENDED | PERCENT CHANGE |
|--|----------------------------|---------------------------------------|--|--|---------------------------|
| REVENUES | | | | | |
| Licenses, Permits & Franchise | 20,706 | 21,913 | 320,000 | 298,087 | 1360% |
| Fines, Forfeitures, & Penalty | 691,013 | 547,552 | 574,028 | 26,476 | 5% |
| Revenue From Use of Money/Prop | 18,445 | 4,000 | 4,500 | 500 | 13% |
| Intergovernmental Rev State | 17,225,263 | 17,512,869 | 17,418,466 | (94,403) | (1%) |
| Intergovernmental Rev Federal | 10,307,034 | 10,653,805 | 10,616,115 | (37,690) | (0%) |
| Intergovernmental Rev Other | 164,892 | 287,795 | 715,038 | 427,243 | 148% |
| Charges For Services | 9,632,842 | 15,198,774 | 19,978,335 | 4,779,561 | 31% |
| Misc Revenue | 536,226 | 362,320 | 234,725 | (127,595) | (35%) |
| Other Financing Sources | 2,832,265 | 2,945,000 | 953,902 | (1,991,098) | (68%) |
| General Fund Contribution | 4,353,127 | 3,493,136 | 1,931,706 | (1,561,430) | (45%) |
| TOTAL REVENUES | 45,781,813 | 51,027,164 | 52,746,815 | 1,719,651 | 3% |
| APPROPRIATIONS | | | | | |
| Salaries and Employee Benefits | 21,463,853 | 26,827,606 | 29,170,371 | 2,342,765 | 9% |
| Services and Supplies | 5,344,391 | 6,326,957 | 6,894,221 | 567,264 | 9% |
| Other Charges | 13,982,684 | 13,936,004 | 12,692,721 | (1,243,283) | (9%) |
| F/A Equipment | 19,864 | 14,000 | 73,865 | 59,865 | 428% |
| F/A - INTANGIBLES | 0 | 0 | 188,428 | 188,428 | 0% |
| Other Financing Uses | 799,132 | 1,234,760 | 1,420,582 | 185,822 | 15% |
| Intra-Fund Transfers | 3,879,526 | 2,687,829 | 2,306,626 | (381,203) | (14%) |
| TOTAL APPROPRIATIONS | 45,489,449 | 51,027,156 | 52,746,814 | 1,719,658 | 3% |
| NET COUNTY COST | (292,364) | (8) | (1) | 7 | (88%) |

SUMMARY OF SIGNIFICANT ADJUSTMENTS

Significant changes in revenue include:

The FY2011/12 Recommended Budget for Health Services projects a \$4,779,561 increase in Charges for Services compared to the FY2010/11 Adopted Budget. The projected increase results from the following changes in current clinic operations:

- Increased efficiency and productivity in the two recently opened FQHC clinics (at 2201 Courage Dr. in Fairfield and 365 Tuolomne Street in Vallejo), which will be accomplished through more effective staffing (to optimize use of available examination rooms), streamlined patient flow, and increased provider availability to provide direct patient care (substantial provider time in the current fiscal year has been devoted to planning for implementation of a new electronic medical record and patient billing system in Family Health Services, in keeping with federal requirements for meaningful use);
- Reduced claims rejection rates for MediCal, CMSP and Medicare clients billed for services provided, following implementation of a new, electronic patient billing system in late 2011 (estimated for Fall 2011);
- Expanded dental health services, by opening a new dental clinic (half-time) at the 365 Tuolomne St., Vallejo FQHC clinic site and by implementing mobile dental health services in the county;
- Expanded primary care services at the Vallejo and Fairfield clinics by collaborating with Touro University to transfer their clients from the current Touro Clinic site in Vallejo to the Family Health Services clinics; and
- Substantially increased billing (charges for services) for adult mental health and substance abuse screening services at the 355 Tuolomne St., Vallejo and 2101 Courage Dr., Fairfield FQHC clinic sites.

Significant changes in expenditures include:

Following the Budget Workshop held on October 26, 2010, Board direction affirmed reductions in FY2011/12 General Fund support for Health Services by \$1,967,334. The reduction included \$104,314 from the Smile in Style program, \$97,020 from Clinical Nutrition and \$1,766,000 from the Reducing Rates and Health Access (formerly MSA) Initiatives. The reduction in Smile in Style effectively eliminates the program; however, the Dental Clinic will be able to provide some dental disease prevention services to children through the recent collaboration with the WIC clinics. Clinical Nutrition has been absorbed within the Family Health Services Clinics. The effect on Reducing Rates and Health Access Coalition limits services to core activities for children's health insurance and funding of seven (7) city teams to address youth issues with Alcohol, Tobacco, and Other Drugs (ATOD) prevention. The Health Access Coalition oversees the Solano Kids Insurance Program (SKIP) premiums, enrolling and retaining county residents in health insurance programs.

In December 2010, the Board approved a proposal to eliminate \$1,000,000 in County General Fund from Health and Social Services, which resulted in a decrease of \$569,855 in total County General Fund support to Health Services. Public Health eliminated a 1.0 FTE Emergency Medical Services Administrator with a corresponding revenue reduction of \$114,980. The duties of the eliminated position were absorbed by an existing manager. Family Health Services had to cut its expenditures by \$454,875 due to this reduction. These reductions brought to \$0 the County General Fund contribution to Family Health Services. H&SS believes this will be absorbed by the increased revenue expected from providing additional FQHC services, if Family Health Services are allowed to operate at full capacity. To this end, the FY2011/12 Recommended Budget includes requests for 9.0 FTE additional positions which would allow the clinics to respond to the growing demand on Family Health Services and which are budgeted as revenue offset in the Recommended Budget.

In February 2011, the Board approved a \$3,000,000 reduction target for H&SS in FY2011/12 that results in an additional reduction of \$435,000 in General Fund support for Public Health. Public Health has applied for an Office of Traffic Safety grant which, if received, will cover the \$105,000 loss in Health Education, but will not allow for an expansion of services as intended. The \$200,000 General Fund reduction in the Nurse-Family Partnership program will be absorbed by an increase in the federal grants however, creating an inability for program expansion. The elimination of \$55,000 to the AIDS Community Education program will result in a reduction of community outreach, reductions in HIV test kits, and reductions in purchases of safe needle use kits and educational materials. The elimination of \$75,000 in the Immunization Program will result in the elimination of weekly stand alone immunization clinics in Fairfield and Vallejo, resulting in decreased access to services. Family Health Services clinics will, however, be able to provide immunizations for patients.

The reductions required in February, effective July 1, 2011 and described above total \$2,972,189 and are partially offset by increased revenues of \$1,377,325 are broken out as follows: \$523,000 in a Nurse-Family Partnership Federal Grant, \$225,000 in Emergency Medical Services, \$266,000 in WIC funding, \$62,325 in AIDS Consortium funding, and an increase of \$300,000 expected for an Office of Traffic Safety Grant. \$305,000 of these increased revenues can be used to offset the reduction in County General Fund as specifically mentioned above, but the majority of the funds need to be used as specified by the grants to expand programs.

DEPARTMENTAL PURPOSE

The budget for Social Services includes Employment and Eligibility Services (E&ES), Child Welfare Services (CWS), Older and Disabled Adults Services (ODAS), Welfare Administration, and Special Projects.

Employment and Eligibility

The Employment and Eligibility Services Division contributes to Solano County residents' well-being by providing safety net public assistance and employment services programs. E&ES promotes self-reliance by assisting low-income families and individuals with obtaining employment, access to health care, and food and cash assistance.

Child Welfare Services

Child Welfare Services (CWS) is a state-supervised, county-administered program. The program's purpose is to prevent, identify, and respond to allegations of child abuse and neglect. Families in the child welfare system receive services so that: (1) children can remain safely in their homes, and children who are temporarily removed from their homes can reunify with their families. For cases in which children are unable to reunify with their families, efforts are made to find a permanent home through adoption or guardianship. CWS services are mandated pursuant to state and federal laws, e.g., Title IV of the Social Security Act, and Chapter 978, California Statutes of 1982.

Older and Disabled Adult Services

The Older and Disabled Adult Services (ODAS) division provides interdisciplinary services to the elderly and disabled who are among of the County's most isolated and vulnerable citizens. ODAS focuses on comprehensive, integrated assistance for older and disabled adults.

Welfare Administration

The Special Investigations Bureau ensures program integrity through comprehensive investigations of fraud allegations in social services programs, the collection of debts, and the timely hearing of appeals.

Special Projects

This part of the budget is used for projects that have separate funding sources and are not included in the consolidated social services county expense claim for reimbursement from the State.

FUNCTION AND RESPONSIBILITY

Employment and Eligibility

The E&ES Division provides public assistance to Solano County residents and assisting the recipients towards self-sufficiency. As of April 30, 2011, 77,762 County residents, or approximately 18.8% of the County population were receiving public assistance benefits. These benefits have a significant impact on the County's economy. For example, in June 2010, the Division issued \$8.7 million in cash and food benefits, generating at least \$12.8 million in local economic activity, as recipients paid rent and bought food with these funds. The Division provides cash aid to over 6,700 families and nearly 1,100 individuals per month, food assistance to about 18,000 families per month, and medical coverage for nearly 30,000 families per month.

Child Welfare Services

Child Welfare Services provides four traditional service components of the program established through state legislation (Senate Bill 14) enacted in 1982 to implement federal requirements under Public Law 96-272: 1) Emergency Response, 2) Family Maintenance, 3) Family Reunification, and 4) Permanent Placement.

- Emergency Response investigates allegations of neglect or abuse of children and decides whether children can safely remain in their own home. Emergency Response may initiate a service plan to reduce risk factors sufficiently to allow children to remain at home or, if this is not possible, will complete the legal documentation to request the Juvenile Court to order the children into foster or relative care. Emergency Response is available 24 hours a day, seven days a week, to respond to situations in which a child is at imminent risk of abuse or serious neglect.
- Family Maintenance provides time-limited protective services to families in crisis to prevent or remedy abuse or neglect, allowing social workers to work with the family while keeping the child in the home.

-
- Family Reunification provides time-limited intervention and support services to parents while the children are in foster care to make the family environment safe for the child to return.
 - Permanency Placement provides services to those children who cannot return to a parent's custody and for whom no adoptive parents or legal guardians can be found. Permanency Placement services are meant to ensure that these children can grow up in a permanent, safe and secure living arrangement. They include an array of services for foster and former foster youth designed to implement permanency planning as quickly as possible upon their entry into foster care and to aid them in transitioning to a successful emancipation. Additionally, permanency placement provides services to transitional aged-youth up to 24 years of age.
 - Adoption assists children removed from their homes due to abuse or neglect and who are unable to return to live with their parents. The full range of adoption and support services include concurrent planning, placement of children in adoptive homes, and post-adoptive services to the adopting family and children.
 - Out-of-home Placement Services provides children who are removed from their families a variety of settings that allow for a safe, less restrictive, environment to meet their needs and, to the extent possible, allow them to remain in their own schools and communities. These settings include the homes of related/non-related extended family members, foster family homes and agencies, group homes and community treatment facilities.
 - Foster Care Eligibility determines the eligibility and funding source that pays for out-of-home placement for children who are placed in foster care by Child Welfare Services and Probation. As part of the eligibility process, foster children are enrolled in Medi-Cal.

Older and Disabled Adult Services

ODAS is responsible for the In-Home Supportive Services (IHSS) program, Adult Protective Services (APS), and the Public Guardian's Office. IHSS is an entitlement program which provides domestic and personal care services to low-income elderly or disabled persons who, without these services, are at risk for out-of-home placement. APS works with and on behalf of elderly or dependent adults who are being abused or neglected (including self-neglect) and operates on a 24-hour-a-day, seven-day a week schedule. The Public Guardian's Office provides personal and financial services to individuals who have been conserved by the Court and who are unable to care for themselves and/or not able to manage their own affairs. The Public Administrator's responsibilities are to search for next-of-kin, to authorize the disposition of decedents' remains, and to oversee the distribution of decedents' estates when they have left no direction and/or executor for that purpose.

Welfare Administration

The Special Investigations Bureau (SIB) conducts over 3,000 investigations annually to ensure the prevention and detection of fraud cases. SIB is also responsible for the computation and collection of California Work Opportunity and Responsibility to Kids (CalWORKs) overpayments and Food Stamp over issuances as well as the collection of General Assistance debts. The Appeals Unit within SIB is responsible for the timely hearing of appeals of adverse actions filed by recipients. SIB is also responsible for the Health and Social Services Department's employee identification badge access system.

Special Projects

This budget is used to account for expenditures for the CalWORKs Information Network (CalWIN) public assistance case management system allocation, administered by E&E, the California Connected at 25 Initiative (CC25I) and Transitional Housing Program Plus (THP-Plus) administered by CWS, and for Case Management, Information and Payroll System (CMIPS) which is used by the State to track services for IHSS clients and to pay wages to their care providers.

SIGNIFICANT CHALLENGES AND ACCOMPLISHMENTS

Employment and Eligibility

- E&ES continued implementing "self-service" initiatives to leverage technology and allow interested applicants and recipients to access services without having to visit an office. In November 2010, Solano implemented Benefits CalWIN to allow residents to apply for CalFresh and Medi-Cal benefits online, as well as submitting CalFresh periodic reports and annual renewals electronically. In December 2010, a 24/7 automated inquiry line (Access CalWIN), was implemented to provide clients with frequently requested information without the need for staff intervention
- The Division achieved a 100% accuracy rate based on a CMSP Governing Board audit in January 2011, resulting in a

bonus of 5% to the FY2010/11 CMSP allocation, amounting to approximately \$32,400.

- E&ES was unable to maintain the Work Participation Rate (WPR) and dropped from 27.7% in Federal Fiscal Year (FFY)2008/09 to 17.8% during FFY2009/10; this drop is mainly attributable to the new state budget saving measures that exempt more clients from participation but do not exclude them from the Federal WPR calculation.
- Successfully implemented the Federal Stimulus Funded Create Jobs subsidized employment program in partnership with Solano County employers, with an employee retention rate of 90% of those who participated through the program's end in August 2010, or 66% of the total of 28 participants. Due to its success, this program was restarted in February 2011.

Child Welfare Services

- During the last few years, the Department has made a substantial investment in the implementation of best practice strategies as they relate to staffing and intervention activities. This investment has reaped huge dividends for the county in the form of reductions in the entry of youth into the foster care system, a reduction of length of time in out of home care and an overall reduction of the total number of youth that are in care. During this time of dwindling resources, it will be challenging to maintain the high quality work required to keep the numbers of children in foster care down.
- Despite the recent cuts to the CWS budget, the County has had excellent performance on all of the federal and state CWS outcome measures. It is the Division's conclusion, however, that continued cuts will have a deleterious effect on this and other outcome measures.
- Pending issues - Assembly Bill (AB) 12 is recent legislation that extends assistance to children in foster care until their 21st birthday. The full impact that this legislative change will have cannot be determined as of yet because the regulatory changes will not be published by California Department of Social Services (CDSS) until October, 2011. At a minimum, however, it will increase the number of youth that are in care and the service demands that these youth place not only on CWS but other County services/programs.
- Pending issues – The Governor's proposed budget and its lack of specificity, including the proposed plan for realignment of a number of programs, generate a number of unanswered questions. The unanswered questions are concerning to the extent that they fail to indicate how CWS will be able to meet basic service needs.

Older and Disabled Adult Services

- Reorganized IHSS staff after losing of 26% of personnel due to retirements and layoffs since December 2009. Extra help social workers hired to address the heavy workload have helped reduce the number of overdue reassessments.
- As an internal business process improvement the division expanded the use of electronic technology to populate numerous forms for a more efficient and effective way of doing business. The IHSS program was able to save social workers about 30 minutes doing paperwork for each intake and annual assessment.
- Used the Intranet as a vehicle to store IHSS assessment reports electronically which makes the writing of future reports easier, reduces paper in case records, and makes information more accessible.
- Implemented a fraud investigation component in the IHSS program which has demonstrated significant recovery and cost savings.
- Implemented new criminal background check procedures for all IHSS providers.

Welfare Administration

- The Special Investigations Bureau significantly increased the number of General Assistance Loan Repayment agreements thus increasing the amount of General Assistance funds collected. This eliminated the backlog of recipient income reports received by the State resulting in an increase of collections.

WORKLOAD INDICATORS

During the period of July 1, 2009 – June 30, 2010

Employment and Eligibility

- Staff received and processed 83,913 applications for benefits, approved 51,903, denied 34,460, and handled 104,887

customer calls at the Benefits Action Center (BAC). In the prior fiscal year, staff processed 76,098 applications; approved 48,621, denied 30,233, and the BAC handled 95,725 calls.

- In April 2010, the Division served 77,762 unduplicated County residents, up from 74,471 in December 2009, and 60,523 in December 2006

Child Welfare Services

- The most recent data available reflects that in Solano County, 64% or 61 children were reunified with family within 12 months, while 36% or 34 children were reunified in 12 months or more. For the same time period, the statewide performance for children reunifying within 12 months was 63.9% while 36.1% reunified in 12 months or more. The National Standard or Goal for this measure is 75.2% for reunification within 12 months.

Older and Disabled Adult Services

- Provided services to approximately 3,000 IHSS recipients and completed background checks and provided in-person orientations or printed materials for about 4,000 in-home care providers.
- Investigated an average of 105 reports of adult abuse and neglect each month.
- Public Guardian's Office provided services to an average of 153 conserved clients each month, 60 public administration cases each month and 188 representative payee clients each month.

Welfare Administration

- 21% increase in the number of Appeals cases heard and decisions rendered (first 6 months of FY2009/10 compared to first 6 months of FY2010/11).
- 15% increase in IEVS (Income and Eligibility Verification System) New Hire reports as a result of the increase in Food Stamp applications. When a client gets a job, it triggers a new hire report to SIB.
- 43% increase in computed overpayments and over-issuances.
- 14% increase in new debts established.

DEPARTMENTAL BUDGET SUMMARY

The Recommended Budget for the Social Services Department of \$86,010,935 represents an overall decrease of \$2,600,080 or 2.9% in revenues and expenditures when compared to FY2010/11 Adopted Budget. As a result, the Net County Contribution is decreased by \$2,195,181 or 24.2% from the Adopted Budget.

The primary funding sources for Social Services' 15 major programs are State Allocations, and Federal funds which include Title IVE (Foster Care and Adoptions Assistance), Title XIX (MediCal), TANF (CalWORKs), Title XX (Community Services), and funds from the Dept. of Agriculture (CalFresh). The State funds are used for the following programs: Adoption Services, Foster Care/Adoptions Eligibility; Child Welfare Services, Independent Living Services (ILP), Foster Home Licensing, State Family Preservation, Adult Protective Services/Community Services Block Grant (APS/CSBG), In-Home Supportive Services, CalWORKs, County Medical Services Programs (CMSP) and CalFresh Eligibility. The County has a required share of cost for most of these programs, with the exception of ILP, MediCal and CMSP, CalWORKs and CalFresh share a County Maintenance of Effort (MOE) of \$1,870,052. Any costs that exceed this MOE are funded 100% by State and Federal Funds. Child Welfare Services revenue allocations primarily fund the four basic service components of Emergency Response, Family Maintenance, Family reunification and permanent placement. However, the allocation is also used for other activities that are added to the allocation by legislation and state initiatives.

The following are the primary cost centers within this budget unit, 7680:

- Employment and Eligibility with Recommended Expenditures of \$47,239,506. Staff accounted for within this cost center are eligibility workers, employment resource workers, supervisors, clerical staff, accounting staff, managers and administrators dedicated to eligibility determination and welfare-to-work programs, including CalWORKs, MediCal, CMSP, CalFresh, Refugee and General Assistance.
- Child Welfare Services with Recommended Expenditures of \$17,327,822. Staff accounted for within this cost center is the social workers, supervisors, clerical staff, eligibility workers, managers and administrators dedicated primarily to child

protective services, serving families at risk of having their children removed from their custody, and the children who are placed in foster care. Other programs administered are Foster Care Eligibility, Adoptions, Licensing, Supportive and Therapeutic Options, Family Preservation services, and contracted Community Services.

- Older Disabled Adult Services with Recommended Expenditures of \$8,705,024. Staff accounted for within this cost center include social workers, clerical staff, accounting staff, nurses, supervisors, managers and administrators dedicated to providing In-Home Supportive Services (IHSS), Adult Protective Services (APS), and Public Guardian functions.
- Welfare Administration with Recommended Expenditures of \$9,104,458. Staff accounted for within this cost center includes welfare fraud investigators, appeals specialists, accounting staff, clerical staff and an administrator who receive reports of potential fraud in all social services programs, conduct investigations on these reports and also hear appeals from clients regarding decisions made on benefits for assistance programs and IHSS services. Also accounted for within this cost center are clerical and accounting staff that maintain records and handle fiscal disbursement functions for the assistance programs. Additionally, the quality control unit within this cost center includes employment resource workers and a supervisor who review case files for compliance with regulations, primarily for CalWORKs and CalFresh programs.
- Special Projects with Recommended Expenditures of \$3,634,125. Except for 1 Extra Help contract employee to assist with implementation of a new IHSS payroll and case management system, whose costs are funded through a contract with the State, this cost center includes no staff. It does include the Transitional Housing Assistance program and a grant from the California Connected at 25 Initiative which serves emancipated foster youth. The CalWIN computer system, used to determine eligibility for Assistance Programs, is also budgeted in this cost center and includes the contract with Hewlett Packard and other associated costs covered by the CalWIN allocation.

| DETAIL BY REVENUE CATEGORY AND APPROPRIATION CATEGORY | 2009/10 ACTUALS | 2010/11 ADOPTED BUDGET | 2011/12 CAO RECOMMENDED | FROM ADOPTED TO RECOMMENDED | PERCENT CHANGE |
|--|----------------------------|---------------------------------------|--|--|---------------------------|
| REVENUES | | | | | |
| Revenue From Use of Money/Prop | 10,119 | 5,000 | 8,000 | 3,000 | 60% |
| Intergovernmental Rev State | 38,230,906 | 40,070,728 | 40,014,483 | (56,245) | (0%) |
| Intergovernmental Rev Federal | 32,207,834 | 38,316,207 | 38,106,231 | (209,976) | (1%) |
| Intergovernmental Rev Other | 3,150 | 0 | 0 | 0 | 0% |
| Charges For Services | 918,124 | 1,041,649 | 964,971 | (76,678) | (7%) |
| Misc Revenue | 119,126 | 100,000 | 35,000 | (65,000) | (65%) |
| Other Financing Sources | 150,000 | 0 | 0 | 0 | 0% |
| General Fund Contribution | 8,156,646 | 9,077,431 | 6,882,250 | (2,195,181) | (24%) |
| TOTAL REVENUES | 79,795,904 | 88,611,015 | 86,010,935 | (2,600,080) | (3%) |
| APPROPRIATIONS | | | | | |
| Salaries and Employee Benefits | 49,110,602 | 52,758,757 | 53,586,052 | 827,295 | 2% |
| Services and Supplies | 9,341,493 | 11,546,806 | 10,342,213 | (1,204,593) | (10%) |
| Other Charges | 14,168,332 | 15,463,344 | 13,636,436 | (1,826,908) | (12%) |
| F/A Equipment | 14,653 | 0 | 0 | 0 | 0% |
| Other Financing Uses | 1,706,892 | 2,498,167 | 2,524,917 | 26,750 | 1% |
| Intra-Fund Transfers | 5,414,664 | 6,343,941 | 5,921,317 | (422,624) | (7%) |
| TOTAL APPROPRIATIONS | 79,756,636 | 88,611,015 | 86,010,935 | (2,600,080) | (3%) |
| NET COUNTY CHANGE | (39,269) | 0 | 0 | 0 | 0% |
| STAFFING | 595.5 | 561 | 540.55 | (20.45) | (3.7%) |

SUMMARY OF SIGNIFICANT ADJUSTMENTS

Significant changes in revenue include:

As a part of the FY2010/11 effort to reduce County General Fund contribution the H&SS Social Services Division initiated methods to increase federal and state revenue and reduce County General Fund by \$853,500. The Public Guardian's Office is now included in the claiming process for Social Services Programs, which is expected to increase health-related (MediCal) revenue by \$570,000 and reduce County General Fund costs in this program by the same amount. Per an inter-department

MOU, Probation will reimburse H&SS for the loss of Title IVE Federal Revenue that results from using a combined foster care caseload ratio on the Social Services County Expense Claim, estimated at \$240,000 in FY2011/12, thereby reducing County General Fund that has covered this loss in the Social Services budget in past years. Probation will also provide H&SS approximately \$43,500 in County General Fund included in the Probation budget to serve as match for a State Family Preservation program operated by H&SS.

The projected revenues for most programs are based on the FY2010/11 state allocations and projections for earned federal revenues. However, due to the hiring freeze and numerous vacancies as well as prior year reductions to eligibility and employment caseworker staff, the Social Services Division may not be able to claim the full amount of the Federal and State allocation for Solano County for CalWORKs, MediCal and CalFresh programs. The revenue generated for social services programs earns is entirely based on the eligible hours that staff spends on specific programs to provide services to clients, a reduction to staff hours results in lower earned revenue. As an example, due to reduced staffing in FY2009/10, state and federal eligibility allocations were under-spent by \$5.46 Million.

Significant changes in expenditures include:

Salaries and Benefits overall increased by \$827,295 or 1.6%, while regular salaries decreased by \$1,289,735, reflecting the combined decrease of 18.9 FTE allocated positions taken in FY2010/11 and proposed for FY2011/12. However, increases in retirement, health benefits, unemployment and workers compensation increased by \$1.33 Million. Budgeted salary savings are projected at \$567,766 less than the prior year, based on the assumption that staff turnover will slow and many vacant positions have been deleted. Overtime/call back is projected to increase by \$246,656 reflecting peak workload cost and the loss of some staff for essential functions.

The following changes are a result of the reductions made by H&SS in FY2010/11 and by Board approval effective July 1, 2011:

- A decrease of \$173,500 to community services contracts such as Children's Alliance, Senior Coalition, and Faith In Action, approved by the Board on December 14, 2010.
- Elimination of the Child Welfare Services 23-Hour Receiving Center contract for \$300,000.
- Elimination of the SSI Advocacy program, \$151,000.
- Elimination for the Elder Health Clinic program, by deleting a Public Health Nurse Position, generating a County General Fund savings of \$43,000.
- Elimination of the Child Welfare Services Community Liaison activity, by deleting a Social Services Program Coordinator, for a net savings of \$45,000 in County General Fund.
- Elimination of the Representative Payee program in the Public Guardian's office for a net reduction of \$45,000 to County General Fund costs.

Other significant changes in expenditures include

- A \$1,503,122 drop in Countywide Administrative Overhead (A-87) charges to Social Services Programs.
- A \$1,204,593 net decrease in general operating costs for services and supplies.
- A \$352,000 decrease to subsidized employment services; the plan is to fund these contracts with CalWORKs allocation dollars in FY2011/12 to replace the eliminated ARRA funds, not to exceed \$1,000,000, or a lower amount depending on the final CalWORKs allocation.
- A \$438,006 decrease to H&SS Department Administration distributed costs.
- A \$363,171 increase to transportation services for Welfare-to-Work costs due to increased cost of gasoline resulting in higher mileage reimbursements.

SUMMARY OF POSITION CHANGES

As part of the countywide effort to solve the structural deficit, Social Services Divisions offered PARS retirements to 17.9 FTE, resulting in the deletion of the following positions:

- 4.0 FTE E&E Service Manager

- 8.9 FTE Eligibility Benefits Specialist II
- 1.0 FTE Accounting Technician
- 1.0 FTE Office Coordinator
- 1.0 FTE Accounting Clerk III
- 1.0 FTE Social Worker III
- 1.0 FTE Appeals Specialist

The following 10.0 FTE positions were approved as PARS replacement positions:

- 1.0 FTE E&E Administrator
- 1.0 FTE Clerical Operations Manager
- 4.0 FTE Eligibility Benefits Specialist II
- 2.0 FTE Eligibility Benefits Specialist II – Limited Term
- 1.0 FTE Accounting Technician
- 1.0 FTE Office Coordinator

The following 4.30 FTE positions were deleted in Board Actions during FY2010/11:

- 2.0 FTE Office Assistant III
- 1.0 FTE Appeals Specialist
- 0.1 FTE Program Specialist
- 0.1 FTE Office Assistant II
- 0.1 FTE Office Assistant II
- 1.0 Accounting Clerk III

The following position was added back in a Board action during FY2010/11:

- 1.0 Accounting Clerk III

The following 9.0 FTE positions are being deleted in the recommended budget, as part of the County General Fund reductions in Health and Social Services for FY2011/12 to address in part the requested 10% labor cost reduction:

- 3.0 FTE Public Health Nurse
- 1.0 FTE Social Services Program Coordinator
- 2.0 FTE Social Services Supervisor
- 2.0 FTE Social Worker II
- 1.0 FTE Deputy Public Guardian/Conservator/ Administrator

The following position is requested in exchange for deleting a 1.0 FTE Social Services Supervisor:

- 1.0 FTE Social Worker III

The following limited term positions are requested to be extended through December 31, 2012:

- 22.0 FTE Eligibility Benefit Specialist II
- 2.0 FTE Eligibility Benefit Specialist Supervisor

The following limited term positions are proposed to be extended through June 2012:

- 2.0 FTE Social Worker III

- 1.0 FTE Social Services Worker

PENDING ISSUES AND POLICY CONSIDERATIONS

Federal/State/Local proposed legislation/changes actions which may impact the County over the next coming fiscal years Include:

- Assembly Bill (AB) 12 is recent legislation that extends assistance to children in foster care until their 21st birthday. The full impact of this legislative change cannot be determined as of yet because the regulatory changes will not be published by CDSS until October, 2011 and pending an appropriation of funding. At a minimum, however, it will increase the number of youth in care and the service demands that these youth place not only on CWS, but on other County services/programs.
- A potential impact of the termination of the Representative Payee Program is that clients with mental illness who need help to manage their money maybe at higher risk for financial abuse, homelessness and falling out of compliance with their mental health treatment client plans.
- Federal discussions regarding changing the funding contribution to block grants for MediCal and CalFresh services could have a significant impact on county residents and the administration of these programs.
- The Governor's February 2011 proposed Public Safety Realignment and the associated legislation to implement the changes include Adult Protective Services and Child Welfare Services programs, but no definitive information is available at this time. Currently, the State underfunds both programs. Of concern is how the State will determine the level of funding that would be necessary to adequately support these programs in the new realignment proposals. A lack of specificity to date on how the realignment will be implemented and the extent to which Child Welfare Services can continue to meet the service needs of at-risk youth and children is unclear at the time of this budget recommendation.

DEPARTMENTAL PURPOSE

This budget unit tracks financial aid for recipients of mandated social services assistance programs.

FUNCTION AND RESPONSIBILITY

The budget for Assistance Programs is not an operational budget and does not have staff. Its function is to provide a means of budgeting expenditures and depositing federal and state reimbursements received for portions of the costs of public assistance programs provided by the County. Most of the programs in the budget are mandated to be provided to those who meet the eligibility criteria specified by the Federal and State using established government regulations that specify the service and the process. These public assistance programs include California Work Opportunity and Responsibility to Kids (CalWORKs), Refugee Resettlement Program, Cal Fresh (formerly Food Stamps), Adoptions Assistance Program, Foster Care, In-Home Supportive Services (IHSS) Individual Provider Program, and General Assistance (GA).

SIGNIFICANT CHALLENGES AND ACCOMPLISHMENTS

Projecting the cost of assistance programs is difficult, given current economic conditions, court decisions and changes in State regulations. Expenditures for General Assistance, which are 100% County General Fund supported are budgeted at an estimated \$4,901,005 based on a 3 year average rather than the current upward trend. In-Home Supportive Services reflects only the County share of General Fund cost, budgeted at \$8,690,146, is based on anticipated impacts of State changes to the IHSS program and increases in program cost. During FY2011/12 the cost for assistance programs may exceed budgeted appropriations and require a transfer from General Fund Contingency during the fiscal year. H&SS and the County Administrator’s Office will monitor expenditures to this budget; adjustments may be required at Midyear and/or Third Quarter.

WORKLOAD INDICATORS

The Assistance Budget includes funding for payments only, and does not include costs associated with benefit issuance. Operational costs including program staffing are included in the H&SS Social Services and Administration Budgets, and relevant workload indicators are incorporated in these budgets.

DEPARTMENTAL BUDGET SUMMARY

The Recommended Budget for the Assistance Programs of \$69,201,502 represents an overall increase of \$5,300,152 or 8.3% in revenues and \$6,022,848 or 9.5% in expenditures when compared to FY2010/11 Adopted Budget. As a result, the Net County Contribution of \$10,978,627 has increased by \$3,685,883 compared to the Adopted Budget.

The primary funding sources are Federal entitlement funds, State funds, State Realignment dedicated funds, and County General Fund. Federal funds include, Foster Care and Adoptions Assistance (Title IVE,) CalWORKs or Temporary Assistance for Needy Families (TANF), and MediCal (Title XIX); State and County sharing ratios vary by assistance program. Assistance programs that were realigned in 1991 for non-federal costs shared by the State and County are:

| <u>Program</u> | <u>County Share of Cost (Prior to Realignment)</u> | <u>County Share of Cost Current</u> |
|-----------------------------|--|---|
| Foster Care | 5% | 60% |
| CalWORKs Aid | 11% | 5% |
| Adoptions | 0% | 25% |
| In-Home Supportive Services | 35% | 35% |

While the County’s share of IHSS non-federal costs remains at the same sharing ratio with the state, actual County costs have escalated significantly since the State required counties to be designated as the employer of record by January 1, 2003. As more counties established public authorities to meet the State mandate of employer of record, the pressure to increase provider wages intensified. In FY2009/10 and FY2010/11 the County received ARRA funds for IHSS which were used to defray some of the General Fund cost. The ARRA funds will expire on June 30, 2011, thereby increasing State and County percentage of program cost.

The primary cost centers for this budget are Adoptions Assistance, Foster Care Assistance, CalWORKs Aid payments, Aid to Refugees, General Assistance, and In-Home Supportive Services.

Note: The cost for Foster Care Wrap Around services, to be contracted out through H&SS' Child Welfare Services Division, is budgeted in the Foster Care Assistance budget, 7903. Placement costs in this program are paid monthly through the CalWIN system based on fees set by the State of California.

No Fixed assets are requested.

SUMMARY OF POSITION CHANGES

Not applicable.

PENDING ISSUES AND POLICY CONSIDERATIONS

The IHSS program changes and renewed discussions at the State:

- Elimination of Domestic and Related Services to Certain Recipients: This proposal failed in the Assembly, but is still a possible program change.
- Across the Board Service Reduction: Conference Committee rejected the across the board service hours reduction and adopted an additional savings target with placeholder trailer bill language for proposals to achieve savings to be determined. It is not known if these proposals will impact the County's share of cost.
- Community First Choice Option: Conference Committee adopted; The State anticipates savings due to expected approval of six percentage point increase in federal financial participation as a result of IHSS qualifying under the new federal Community First Choice Option, However, it is not clear that this savings will apply to the county share of IHSS costs.

Other IHSS issues:

- The IHSS Public Authority MOU with SEIU, representing the care providers, expires June 30, 2011. Any potential changes will impact the cost to CGF.
- Caseloads appear to be declining in the past quarter but this trend has not been observed over a long period of time.
- The estimated number of paid provider hours in the Recommended Budget is lower than actual estimated hours to be paid during FY2010/11 in anticipation of State and Federal program changes under discussion. This may pose a potential risk that the budgeted amount is insufficient and a draw from Contingency may be required during the fiscal year.

AB 3632-Residential placements for Seriously Emotionally Disturbed (SED) Children:

- A recent court ruling affirms that the AB 3632 mandate has been suspended for FY2010/11 as a result of Governor Schwarzenegger's veto of the funding for the program, and counties are not required to provide these services. However, pending the court ruling Solano County did not suspend paying for placements neither during FY2010/11 nor on April 24th when the ruling was made. Without the State funding, costs are wholly paid from the County general Fund unless the Board of Education reimburses the County for these costs. Governor Brown's FY2011/12 Budget proposals have included shifting this program responsibility to schools. H&SS will stop providing these services effective the end of this school year.

Foster Care:

- AB 12, approved in FY2010/11, extends foster care for youth between the ages of 18 to 21 on a voluntary basis, however, State guidelines are not in place. The State anticipates that this will be cost neutral to the Counties. It should be noted that in the absence of implementation guidelines, there is no assurance that the County's cost for foster care placements will not increase.

Child Welfare Services:

- As part of the H&SS reduction strategy, Child Welfare Services will terminate the Receiving Center contract and issued a request for proposals for the various services provided, including the Wrap-Around Services program. The Wrap Around program is intended to be cost neutral to the State and County and is designed to maintain children in the community as opposed to moving children out of home placements.

CalWORKs program policy changes by the State:

- A grant cut of eight percent (up from five percent), effective July 1, 2011, was approved by the state and may reduce CalWORKs costs. The grant reduction will primarily impact State and Federal funds, as the County share of these costs is

relatively small. Any savings in County General Fund will be reported at Mid-Year.

- An 'earned income disregard' policy that disregards the first \$112 of relevant income and then 50% of all other relevant earnings was approved by the legislature to be effective July 1, 2011.
- Additional grant cuts to child only CalWORKs cases (such as grandparents taking care of their grandchildren), after certain periods of time on aid, for savings of approximately \$100 million. The cuts will be 5% after 60 months, an additional 5% after 72 months, and a final 5% after 8 months, based on the child in the home who has been on aid the longest, retroactive to January 1, 1998.
- Lowered the lifetime time limit for adult participating in CalWORKs from 60 to 48 months, effective July 1, 2011.
- Estimates of cost reductions resulting from these policy changes are not included in the Recommended Budget, since the State has not issued final policy letters, and since reductions to the total of grant amounts issued may vary with caseload changes.

General Assistance:

- The cost of a General Assistance grant is reduced, based on the 8 % CalWORKs grant reductions. Pursuant to the County's General Assistance Program Minute Order the General Assistance rate is tied to the State's CalWORKs rate. An estimated \$430,000 savings to County General Fund is included in the Recommended Budget anticipating that overall cost will be lower. However, caseloads in General Assistance vary from month to month, and this decrease in grant costs may be offset by increases in caseloads over a twelve month period.

| DETAIL BY REVENUE CATEGORY AND APPROPRIATION CATEGORY | 2009/10 ACTUALS | 2010/11 ADOPTED BUDGET | 2011/12 CAO RECOMMENDED | FROM ADOPTED TO RECOMMENDED | PERCENT CHANGE |
|---|--------------------|------------------------------|-------------------------------|-----------------------------------|-------------------|
| REVENUES | | | | | |
| Intergovernmental Rev State | 28,570,831 | 28,745,157 | 30,262,848 | 1,517,691 | 5% |
| Intergovernmental Rev Federal | 25,824,221 | 27,394,229 | 27,490,807 | 96,578 | 0% |
| Misc Revenue | 1,841,011 | 469,220 | 469,220 | 0 | 0% |
| General Fund Contribution | 7,397,421 | 7,292,744 | 10,978,627 | 3,685,883 | 51% |
| TOTAL REVENUES | 63,633,484 | 63,901,350 | 69,201,502 | 5,300,152 | 8% |
| APPROPRIATIONS | | | | | |
| Other Charges | 63,723,467 | 63,178,654 | 69,201,502 | 6,022,848 | 10% |
| TOTAL APPROPRIATIONS | 63,723,467 | 63,178,654 | 69,201,502 | 6,022,848 | 10% |
| NET COUNTY COST | 89,983 | (722,696) | 0 | 722,696 | (100%) |

SUMMARY OF SIGNIFICANT ADJUSTMENTS

Compared to the FY2010/11 Final Budget, the Recommended Budget reflects a net increase of \$1,614,269, or 2.9%, in State and Federal revenue due to increases in reimbursements for CalWORKs and Foster Care, offset by reductions of \$427,767 in State funding for SED (AB 3632) and the elimination of \$2,259,253 in Federal American Recovery and Reinvestment Act of 2009 (ARRA) funds for IHSS provider wages. State Sales Tax Realignment revenue of \$6,783,483 is budgeted based on the FY2010/11 Third Quarter Projection. The County General Fund Contribution reflects an increase of \$3,685,883 from the FY2010/11 Adopted Budget required to cover the additional demand in General Assistance and the increase cost of In-Home-Supportive Services.

Significant expenditure adjustments include the following:

- Seriously Emotionally Disturbed (SED) (AB3632): A \$1,069,418 decrease to budgeted costs for placement of these children in Foster Homes, due to State suspension of funding, which eliminated this program in FY2010/11. No appropriations are budgeted for this in FY2011/12, and the status of the mandate going forward is unclear this time.
- Foster Care: A \$2,602,379 increase which reflects a full year of the 32% rate increase for Foster Family Agencies implemented by the State in FY2009/10. The budgeted appropriation of \$7,241,902 for Foster Care does not include any changes that may occur due to the implementation of AB 12, which extends foster care to youth ages 18 to 21. It also does

not include a recent court decision imposing 25% rate increase for Foster Family Homes to be implemented in FY2011/12. The Court's decision has been appealed, and a hearing is scheduled at the end of May 2011.

- General Assistance: A \$1,525,474 increase reflecting a 13% increase in cases, to an average of 1,384 per month, with the average grant at \$317 per month. The State will cut CalWORKS payments by 8%, effective July 1, 2011. Per the County's Program Minute Order, General Assistance benefits will be reduced accordingly.
- In-Home Supportive Services: A \$2,259,253 increase for provider payments as a result of the termination of the temporary enhancement of approximately 11.6% to the Federal Medical Assistance Percentages (FMAP) used to determine the state/federal shares of expenditures. The enhanced FMAP, which was funded by ARRA, expires on June 30, 2011. The FMAP reduction lowers the federal share of IHSS costs and correspondingly shifts program costs to the County and State shares, resulting in a higher County cost. The budgeted appropriation of \$8,690,146 assumes a reduction in paid hours, which includes the 3% across the board reduction to provider hours imposed by the State and implemented in FY2010/11. Costs are based on an estimate of 3.3 million paid provider hours, and the hourly wage is assumed at \$11.50 per hour.

DEPARTMENTAL PURPOSE

The In-Home Supportive Services Public Authority (IHSS-PA) is a distinct legal entity that serves as the employer of record for In-Home Supportive Services (IHSS) caregivers (also known as IHSS providers) in Solano County, established in accordance with California Welfare and Institutions Code section 12301.6. The Solano County Board of Supervisors also serves as the governing Board for this legal entity.

FUNCTION AND RESPONSIBILITY

On March 5, 2002, the Solano County Board of Supervisors established a Public Authority (PA) to act as the employer of record for IHSS providers. The IHSS-PA, a governmental entity separate and distinct from Solano County, established an MOU with the County to provide staff and all administrative services for the PA.

The PA operates a Provider Registry of available care providers to match screened caregivers with individuals who need care, or IHSS recipients. The PA also provides training for IHSS providers and recipients, acts as the Employer of Record for IHSS providers in terms of collective bargaining for wages and benefits, administers the IHSS provider health plan benefits, provides support to the IHSS-PA Advisory Committee, and performs any other functions as may be necessary for the operation of the PA or related to the delivery of IHSS in Solano County.

This budget unit reflects the required County General Fund share of: (1) administrative costs incurred by the IHSS-PA and (2) health benefits plan costs for IHSS providers. The County General Fund share of \$8,690,146 for IHSS provider wages can be found in the H&SS Assistance Programs Budget 7900.

SIGNIFICANT CHALLENGES AND ACCOMPLISHMENTS

The PA has administered the health benefits plan for an average of 600 IHSS providers despite the drop in available funds, which is due to the reduced number of paid provider hours that has occurred with the reductions in services to IHSS clients over the past two years. In July of 2009, the PA was able to provide health benefits to 670 providers with 332 on the waiting list. However, the average number of providers receiving health benefits is dropping due to two factors: 1) the provider share of insurance premiums has increased; 2) the number of paid provider hours was reduced by AB1672 in FY2010/11 and estimated hours are lower than prior years as a result of the 3.6% across the board reduction to service hours for all IHSS recipients. When paid service hours drop, the revenue generated to pay for insurance benefits declines reducing the number of providers who can be insured. In May of 2011, the PA can only provide health benefits to 573 IHSS providers, with 472 on the waiting list.

WORKLOAD INDICATORS

The dedicated Public Authority budget 1521 includes the cost of health benefits and the cost of administration as an operating transfer out to the Health and Social Services Department (H&SS) budget 7690, where the staff and operating costs for administering the Public Authority are appropriated. Relevant workload indicators are incorporated in the narrative for budget 7690.

DEPARTMENTAL BUDGET SUMMARY

The Recommended Budget for the IHSS-PA of \$2,753,453 represents an overall decrease of \$35,992, or 1.3%, in both revenues and expenditures when compared to its FY2010/11 Adopted Budget. As a result, the County General Fund's required funding share of \$562,930 is decreased by \$774.

The primary funding source for this Budget is Federal Title XIX (Medi-Cal funding), State funds and County General Fund required match. The State funding is based on statute and provides \$0.60 per paid provider hour for health benefits. The primary costs appropriated in this budget reflect the General Fund's share of the cost of health benefits for care providers projected at \$2,190,000 and of the cost of administration projected at \$553,412.

Symetra Life Insurance Company administers the health benefits program for the care providers, and is the only contract included in this budget. This agreement is rate-based and Symetra sets the rates for the insurance premiums annually. Staffing and operating costs are budgeted in budget 1521 as an operating transfer out to the H&SS budget 7690.

SUMMARY OF POSITION CHANGES

No staff positions are allocated to this Division.

PENDING ISSUES AND POLICY CONSIDERATIONS

Several proposals have been made in the Governor’s Budget and in the Assembly for reducing IHSS expenditures in FY2011/12. In the event that any of these proposals reduce the number of paid provider hours, the amount of General Fund share of funding required for IHSS care provider health benefits will also be reduced.

| DETAIL BY REVENUE CATEGORY AND APPROPRIATION CATEGORY | 2009/10 ACTUALS | 2010/11 ADOPTED BUDGET | 2011/12 CAO RECOMMENDED | FROM ADOPTED TO RECOMMENDED | PERCENT CHANGE |
|--|----------------------------|---------------------------------------|--|--|---------------------------|
| REVENUES | | | | | |
| Intergovernmental Rev State | 749,155 | 739,912 | 871,595 | 131,683 | 18% |
| Intergovernmental Rev Federal | 1,647,492 | 1,485,829 | 1,318,928 | (166,901) | (11%) |
| General Fund Contribution | 439,941 | 563,704 | 562,930 | (774) | (0%) |
| TOTAL REVENUES | 2,836,588 | 2,789,445 | 2,753,453 | (35,992) | (1%) |
| APPROPRIATIONS | | | | | |
| Other Charges | 2,268,866 | 2,223,846 | 2,200,041 | (23,805) | (1%) |
| Other Financing Uses | 567,722 | 565,599 | 553,412 | (12,187) | (2%) |
| TOTAL APPROPRIATIONS | 2,836,588 | 2,789,445 | 2,753,453 | (35,992) | (1%) |

SUMMARY OF SIGNIFICANT ADJUSTMENTS

A decrease of \$35,992 for the PA’s administrative costs in the FY2011/12 budget as compared to the FY2010/11 Adopted Budget is a result of a 3.6% across-the-board reduction in service hours as mandated in Assembly Bill 1612. There was an increase in the Federal Medical Assistance Percentage (FMAP) rate included in the FY2010/11 budget due to the enactment of the American Recovery and Reinvestment Act (ARRA) of 2009, which reduced the County’s share of cost only for the health benefits expenditures. However, this additional source of revenue will no longer be available in FY2011/12 since the FMAP rate will revert back to 50% on July 1, 2011. This change to FMAP reduces Federal reimbursement for this program by approximately \$200,600 per year and increases the County General fund cost by approximately \$80,000 per year over the estimated County General Fund cost projected in the FY2010/11 third quarter budget.

DEPARTMENTAL PURPOSE

On March 5, 2002, the Solano County Board of Supervisors established a Public Authority (PA) to act as the employer of record for In-Home Supportive Services (IHSS) providers. Health and Social Services (H&SS) through an MOU with provides the administration for the In-Home Supportive Services Public Authority (PA). The sole purpose of this budget unit is to budget for staff positions and other operating costs.

FUNCTION AND RESPONSIBILITIES

The H&SS dedicates staff and operating expenditures in this budget to fulfill the requirements for administering an IHSS Public Authority Responsibilities include: a) operates a Provider Registry to match screened caregivers with IHSS recipients who need care; b) provides training for IHSS providers and consumers; c) acts as the Employer of Record for providers to conduct collective bargaining for wages and benefits; d) administers the IHSS provider health plan benefits, provides support to the IHSS Public Authority Advisory Committee; and e) performs any other functions as may be necessary for the operation of the Authority.

SIGNIFICANT CHALLENGES AND ACCOMPLISHMENTS

H&SS in its role as staff support for the PA, provided services to the community in various areas of responsibility. Accomplishments include:

- Maintained an average of 221 available caregivers on the Registry to match with IHSS recipients. Given the average population of IHSS consumers is 2,897, this average is below the commonly established 10% goal. The reason this occurred is because the Registry was closed for a period of time in FY2010/11 because of laws implemented by the State to not restrict caregivers based on felonies committed. The PA was able to re-start recruitment in February 2011 when the laws were changed and plans to recruit 50-60 new caregivers by the end of FY2011/12.
- Had a 70% success rate in matching available providers with IHSS consumers within 20 days, despite having less staff to provide services. The reduction in staff the PA experienced has resulted in an increased time to match by 5 days, and in the inability to provide enhanced services to difficult-to-serve or limited-English speaking consumers.
- Assisted the In-Home Supportive Services (IHSS) program by processing over 5,000 IHSS providers through the State-mandated Provider Enrollment process. Assistance included mailing and receiving provider enrollment packets to existing providers, providing orientation and processing enrollment paperwork for all new providers, interpreting criminal background results, and approving qualified providers.
- Provided over 5,500 IHSS consumers and caregivers access to training and information through the distribution of a newsletter and annual conference. Providing actual training has been an ongoing challenge given the diminishing resources of both governmental and non-governmental entities.

WORKLOAD INDICATORS

During the period of January 2010 through December 2010, H&SS Public Authority staff received and processed 328 referrals from Older and Disabled Services program, resulting in 237 successful matches between providers and consumers. During the same time period, Additional workload factors include: processed 5,312 providers through state-mandated enrollment, which includes providing on-site orientation training to 1,060 new providers; and received and processed health benefits paperwork for an average of 617 IHSS providers per month, as well as maintained a waiting list of over 442 IHSS providers.

DEPARTMENTAL BUDGET SUMMARY

The Recommended Budget of \$553,412 for IHSS Public Authority staff and operating costs represents an overall decrease of \$12,187, or 2.2%, in both, revenues and expenditures, when compared to FY2010/11 Adopted Budget. An operating transfer-in from the IHSS Public Authority budget (BU 1521) provides the revenue to cover the expenditures. There is no County Contribution budgeted in budget unit 7690. The costs in this budget are covered by an Operating Transfer-In from the dedicated IHSS Public Authority budget 1521.

Contracts budgeted include:

- Refined Technology, Inc, for \$7,000, provides Care Tracker System software application and technical support. This system is used to manage registry and to administer the health benefits plan.

- Industrial Employers & Distributors Association (IEDA), \$22,588, to provide consulting services in contract negotiations for IHSS providers.

SUMMARY OF POSITION CHANGES

0.25 FTE Public Authority Administrator was deleted on Dec. 14, 2010 per Board Resolution No. 2010-279.

PENDING ISSUES AND POLICY CONSIDERATIONS

Several proposals have been made in the Governor’s Budget and the Assembly for reducing IHSS Expenditures in FY2011/12. In the event that any of these proposals reduce the number of paid provider hours, that reduction will also reduce the amount of funding for IHSS care provider health benefits and for staff and operating costs. The May Revise budget proposes additional cuts to Public Authority administration, and the impact to Solano County is under review.

| DETAIL BY REVENUE CATEGORY AND APPROPRIATION CATEGORY | 2009/10 ACTUALS | 2010/11 ADOPTED BUDGET | 2011/12 CAO RECOMMENDED | FROM ADOPTED TO RECOMMENDED | PERCENT CHANGE |
|--|----------------------------|---------------------------------------|--|--|---------------------------|
| REVENUES | | | | | |
| Misc Revenue | 2,313 | 0 | 0 | 0 | 0% |
| Other Financing Sources | 564,123 | 565,599 | 553,412 | (12,187) | (2%) |
| TOTAL REVENUES | 566,436 | 565,599 | 553,412 | (12,187) | (2%) |
| APPROPRIATIONS | | | | | |
| Salaries and Employee Benefits | 416,710 | 416,680 | 397,823 | (18,857) | (5%) |
| Services and Supplies | 86,764 | 97,430 | 81,601 | (15,829) | (16%) |
| Other Charges | 51,286 | 62,234 | 36,779 | (25,455) | (41%) |
| Other Financing Uses | 19,368 | 22,097 | 21,385 | (712) | (3%) |
| Intra-Fund Transfers | (7,692) | (32,842) | 15,824 | 48,666 | (148%) |
| TOTAL APPROPRIATIONS | 566,436 | 565,599 | 553,412 | (12,187) | (2%) |
| NET CHANGE | 1 | 0 | 0 | 0 | 0% |

SUMMARY OF SIGNIFICANT ADJUSTMENTS

The allowable reimbursement rate for the cost of administration was reduced by the State in the FY2010/11 Governor’s budget from \$0.27 in FY2009/10 to \$0.13 per paid provider hour. This reduction drastically reduced the staffing and operating costs for this budget in FY2010/11, and these reductions are also reflected in changes to staffing and operating costs in FY2011/12, including the following:

- A \$19,101 decrease in Salaries and Benefits, resulting from a 0.25 FTE deletion in the Public Authority Administrator position;
- A \$15,829 decrease in Services and Supplies;
- A \$25,455 decrease in Other Charges;
- A \$48,666 increase for Intra-Fund Transfers.

FUNCTION AND RESPONSIBILITIES

In November 1988, California voters approved the California Tobacco Health Protection Act of 1988, also known as Prop 99. This referendum increased the State cigarette tax by 25 cents per pack and added an equivalent amount on other tobacco products. A portion of this revenue is deposited in the Health Education Account, which is administered by the California Department of Public Health (CDPH). Under Proposition 99, Health and Social Services (H&SS) Tobacco Prevention and Education Program (TPEP) is designated as the Local Lead Agency for tobacco control to reduce tobacco use in Solano County. The TPEP is required to focus on: countering pro-tobacco influences; reducing exposure to secondhand smoke; reducing the availability of tobacco; promoting tobacco cessation services; and, building local assets to support local tobacco control interventions. In addition, TPEP is required to periodically conduct a community-based needs assessment, implement health education interventions and behavior change programs focused on policy and community norm change, and maintain a community coalition to advise TPEP and H&SS.

DEPARTMENTAL BUDGET SUMMARY

The Recommended Budget of \$201,985 for the Tobacco Prevention and Education Program represents an overall increase of \$11,985, or 6.3%, in both revenues and expenditures when compared to its FY2010/11 Adopted Budget. There is no County contribution to budget.

| DETAIL BY REVENUE CATEGORY AND APPROPRIATION CATEGORY | 2009/10 ACTUALS | 2010/11 ADOPTED BUDGET | 2011/12 CAO RECOMMENDED | FROM ADOPTED TO RECOMMENDED | PERCENT CHANGE |
|--|----------------------------|---------------------------------------|--|--|---------------------------|
| REVENUES | | | | | |
| Revenue From Use of Money/Prop | 911 | 0 | 946 | 946 | 0% |
| Intergovernmental Rev State | 181,625 | 181,625 | 201,039 | 19,414 | 11% |
| Charges For Services | 2,870 | 8,375 | 0 | (8,375) | (100%) |
| TOTAL REVENUES | 185,406 | 190,000 | 201,985 | 11,985 | 6% |
| APPROPRIATIONS | | | | | |
| Salaries and Employee Benefits | 162,962 | 160,493 | 12,647 | (147,846) | (92%) |
| Services and Supplies | 19,013 | 23,191 | 17,486 | (5,705) | (25%) |
| Other Charges | 7 | 125 | 1,950 | 1,825 | 1460% |
| Other Financing Uses | 5,170 | 6,191 | 169,902 | 163,711 | 2644% |
| TOTAL APPROPRIATIONS | 187,151 | 190,000 | 201,985 | 11,985 | 6% |
| NET COUNTY COST | 1,745 | 0 | 0 | 0 | 0% |

SUMMARY OF SIGNIFICANT ADJUSTMENTS

H&SS changed the methodology for accounting for staff working in this Program. The County is required to have a separate fund, but will now transfer personnel costs from Budget unit 7826. The net decrease of 0.31 FTE in this Division has been absorbed by Public Health.

DEPARTMENTAL PURPOSE

First 5 Solano Children and Families Commission (First 5 Solano) exists to create and foster programs and partnerships with community entities that promote, support and improve the lives of young children, their families and their communities. Children and Families Commissions like First 5 Solano exist in all 58 counties as a result of a ballot initiative approved by California voters in 1998. Proposition 10 was designed as a dedicated funding source (funded by surtaxes on the sale and distribution of tobacco products) that declines over time. Proposition 10 revenues cannot be used to supplant existing programs and/or services.

First 5 Solano's strategic investments of over \$4 million annually are deployed to leverage more than \$5 million more in local, state, federal and foundation dollars for

Solano County's youngest children, supporting community grants that address the health, well-being, social, cognitive, academic and emotional developmental needs of expectant parents, young children and their families. First 5 Solano also funds activities that promote and support a stronger infrastructure and more effective system of services for children from birth to five years of age.

| Budget Summary: | |
|--|-----------|
| FY2010/11 Third Quarter Projection: | 8,391,940 |
| FY2011/12 Recommended: | 9,100,235 |
| County General Fund Contribution: | 0 |
| Percent County General Fund Supported: | 60.3% |
| Total Employees (FTEs): | 9 |

FUNCTION AND RESPONSIBILITIES

First 5 Solano funds programs in six initiative areas: BabyFirst Solano Prenatal Initiative, Early Childhood Mental Health Initiative, Children's Health Initiative, School Readiness Initiative, Quality Child Care Initiative, and Integrated Family Support Initiative. First 5 Solano also directly operates several programs, such as partnering with the business community through the BEST (Business Engagement Strategy Team) Approach, providing information on parenting to new parents, participating in community events, advocating for legislation that will support the infrastructure and safety net services for children ages 0-5 and their families.

| DETAIL BY REVENUE CATEGORY AND APPROPRIATION CATEGORY | 2009/10 ACTUALS | 2010/11 ADOPTED BUDGET | 2011/12 CAO RECOMMENDED | FROM ADOPTED TO RECOMMENDED | PERCENT CHANGE |
|--|----------------------------|---------------------------------------|--|--|---------------------------|
| REVENUES | | | | | |
| Revenue From Use of Money/Prop | 232,841 | 274,323 | 65,635 | (208,688) | (76%) |
| Intergovernmental Rev State | 3,961,834 | 3,939,513 | 3,783,595 | (155,918) | (4%) |
| Intergovernmental Rev Federal | 533,090 | 606,640 | 536,622 | (70,018) | (12%) |
| Charges For Services | 438,434 | 456,000 | 456,000 | 0 | 0% |
| Misc Revenue | 22,541 | 20,000 | 0 | (20,000) | (100%) |
| From Reserve | 0 | 0 | 4,258,951 | 4,258,951 | 0% |
| TOTAL REVENUES | 5,188,741 | 5,296,476 | 9,100,803 | 3,804,327 | 72% |
| APPROPRIATIONS | | | | | |
| Salaries and Employee Benefits | 987,702 | 1,046,095 | 1,100,608 | 54,513 | 5% |
| Services and Supplies | 290,200 | 386,423 | 248,040 | (138,383) | (36%) |
| Other Charges | 5,947,113 | 7,902,991 | 7,706,083 | (196,908) | (2%) |
| Other Financing Uses | 106,537 | 41,764 | 45,504 | 3,740 | 9% |
| TOTAL APPROPRIATIONS | 7,331,551 | 9,377,273 | 9,100,235 | (277,038) | (3%) |

SIGNIFICANT CHALLENGES AND ACCOMPLISHMENTS

- Implemented \$1 Million Community Stability Fund to provide assistance for basic needs support for families during the economic downturn.
- Launched the Business Engagement Strategy Team (BEST) Approach, which aims at partnering with business and business groups to increase awareness of the importance of early childhood.
- Initiated First 5 Futures, a revenue-generating strategy designed to sustain needed services in Solano County for children ages 0-5 and their families by identifying and accessing alternative sources of funding to replace declining tobacco tax

revenues.

- Continued to see a decrease of Proposition 10 revenues (“tobacco tax”), as Californians recognize the dangers of smoking and reduce their use of tobacco products.

WORKLOAD INDICATORS

- During the period of July 1, 2010 – June 30, 2011, First 5 Solano managed 30 direct-service contracts for almost \$6.1 million, which provided services to approximately 10,000 children, an increase of 2% over the prior year.
- During the same 12-month period, First 5 Solano’s Partnership for Early Access for Kids (PEAK) Initiative partners (Children’s Nurturing Project and EMQ/Families First) provided mental/developmental health screenings for over 700 children.
- During the same 12-month period, First 5 Solano contracted with Child Welfare Services, a Division of the County’s Health & Social Services (H&SS) Department, for home-visits for over 200 children who remained safely in their homes/communities.

| DETAIL BY REVENUE AND APPROPRIATION FUNCTIONAL AREA | 2009/10 ACTUALS | 2010/11 ADOPTED BUDGET | 2011/12 CAO RECOMMENDED | FROM ADOPTED TO RECOMMENDED | PERCENT CHANGE |
|---|------------------|------------------------|-------------------------|-----------------------------|----------------|
| REVENUES | | | | | |
| First 5 Solano | 5,188,741 | 5,296,476 | 4,841,852 | (454,624) | (9%) |
| TOTAL REVENUES | 5,188,741 | 5,296,476 | 4,841,852 | (454,624) | (9%) |
| APPROPRIATIONS | | | | | |
| First 5 Solano | 7,331,551 | 9,377,273 | 9,100,235 | (277,038) | (3%) |
| TOTAL APPROPRIATIONS | 7,331,551 | 9,377,273 | 9,100,235 | (277,038) | (3%) |
| CHANGE IN FUND BALANCE | | | | | |
| First 5 Solano | 2,142,810 | 4,080,797 | 4,258,383 | 177,586 | 4% |
| TOTAL CHANGE IN FUND BALANCE | 2,142,810 | 4,080,797 | 4,258,383 | 177,586 | 4% |
| STAFFING | | | | | |
| First 5 Solano | 9 | 9 | 9 | 0 | 0% |
| TOTAL STAFFING | 9 | 9 | 9 | 0 | 0% |

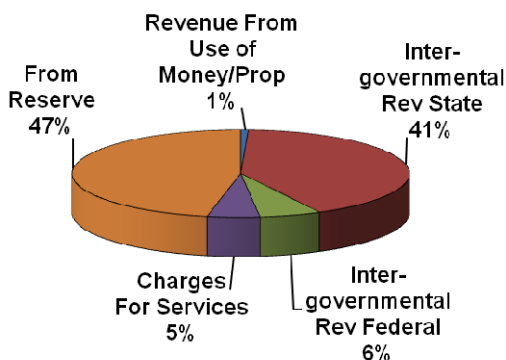
DEPARTMENTAL BUDGET SUMMARY

The Proposed Budget for First 5 Solano of \$9,100,802 represents overall decreases of \$454,624, or 8.6%, in revenues and \$277,036, or 3%, in expenditures when compared to its FY2010/11 Adopted Budget. As a result, the Reserves will decrease by \$177,586.

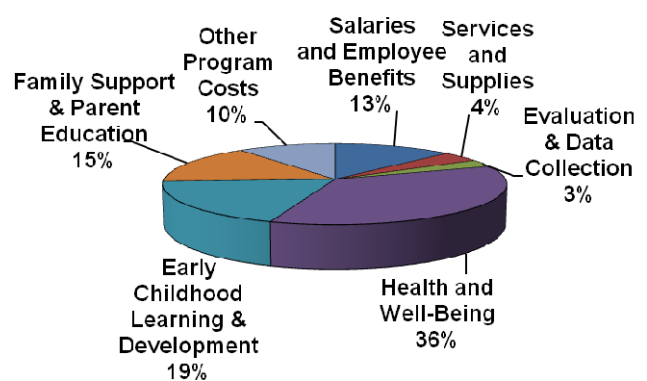
The primary funding source for the Department, Proposition 10 Tobacco Tax, is declining, as tobacco sales were meant to decline with the increased recognition of the dangers of smoking. To meet this challenge, the Department has launched a new effort called First 5 Futures, a five-year plan which seeks to sustain services in the community by replacing half of the Department’s revenues with alternative sources of funding from other government and foundation grants and business partnerships.

The primary cost centers are grant-funded initiatives and internally run programs and services. First 5 Solano will enter into the fifth year of a 5-year funding cycle in FY2011/12, with over 30 contracts totaling \$6.1 million, for services to children ages 0-5 and their families.

SOURCE OF FUNDS



USE OF FUNDS



| DETAIL BY REVENUE CATEGORY AND APPROPRIATION CATEGORY | 2009/10 ACTUALS | 2010/11 ADOPTED BUDGET | 2011/12 CAO RECOMMENDED | FROM ADOPTED TO RECOMMENDED | PERCENT CHANGE |
|---|--------------------|------------------------------|-------------------------------|-----------------------------------|-------------------|
| REVENUES | | | | | |
| Revenue From Use of Money/Prop | 232,841 | 274,323 | 65,635 | (208,688) | (76%) |
| Intergovernmental Rev State | 3,961,834 | 3,939,513 | 3,783,595 | (155,918) | (4%) |
| Intergovernmental Rev Federal | 533,090 | 606,640 | 536,622 | (70,018) | (12%) |
| Charges For Services | 438,434 | 456,000 | 456,000 | 0 | 0% |
| Misc Revenue | 22,541 | 20,000 | 0 | (20,000) | (100%) |
| From Reserve | 0 | 0 | 4,258,951 | 4,258,951 | 0% |
| TOTAL REVENUES | 5,188,741 | 5,296,476 | 9,100,803 | 3,804,327 | 72% |
| APPROPRIATIONS | | | | | |
| Salaries and Employee Benefits | 987,702 | 1,046,095 | 1,100,608 | 54,513 | 5% |
| Services and Supplies | 290,200 | 386,423 | 248,040 | (138,383) | (36%) |
| Other Charges | 5,947,113 | 7,902,991 | 7,706,083 | (196,908) | (2%) |
| Other Financing Uses | 106,537 | 41,764 | 45,504 | 3,740 | 9% |
| TOTAL APPROPRIATIONS | 7,331,551 | 9,377,273 | 9,100,235 | (277,038) | (3%) |

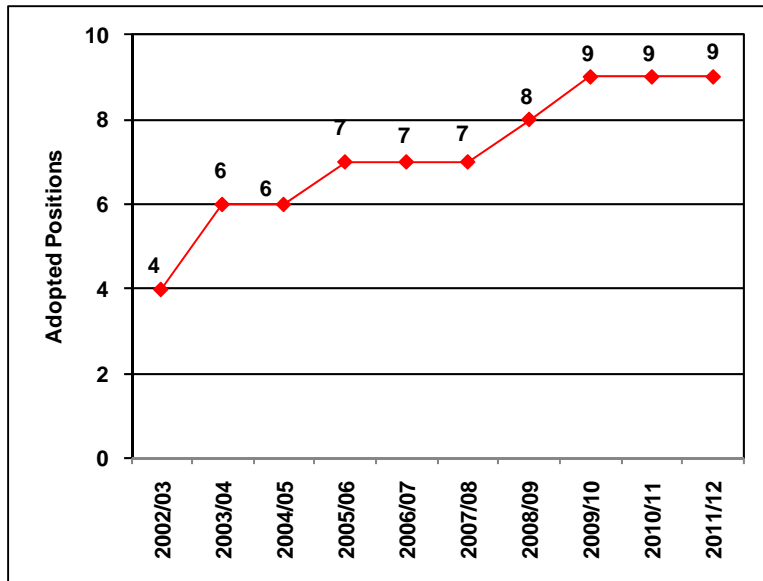
SUMMARY OF SIGNIFICANT ADJUSTMENTS

In the current fiscal year, there was a decrease of \$200,000 in State Revenue from First 5 California (coordination funding for four School Readiness Programs and matching funds for the operation of the Dixon School Readiness program site), mitigated by an increase of \$136,313 for a new First 5 California state match program, CARES Plus, to provide workforce development to child care providers.

SUMMARY OF POSITION CHANGES

No changes.

STAFFING TREND



PENDING ISSUES AND POLICY CONSIDERATIONS

In March 2011, the State legislature approved and the Governor signed AB99, which sweeps \$1 billion from First 5 Commissions statewide (\$950 million from county First 5 trust accounts and an additional \$50 million First 5 California) for the

FY2011/12 state budget. Several First 5 Commissions have sued to block this action. Solano's First 5 Commission recommended, and the Board of Supervisors in April 2011 approved, to initiate litigation to protect these local trust funds. First 5 Solano stands to lose over \$8.8 million if the State's action is sustained. This would effectively wipe out First 5 Solano's reserves by the end of FY2011/12 unless drastic action is taken to cut local contracts and services.

In addition to its direct-service contracts for around \$6.1 million, First 5 Solano currently holds contracts of about \$2.7 million annually (out of a total budget of about \$9 million) with H&SS, so significant changes to First 5 funding could directly impact H&SS operations. There are also significant potential negative impacts for First 5 Solano's direct-service contracts with many city, school district and community partners serving approximately 10,000 children.



Veterans Services

- Claims Assistance
- Claims Advocacy
- Dependents Tuition Fee Waiver Program
- Community Outreach and Education

DEPARTMENTAL PURPOSE

The Solano County Veterans Services Office (CVSO) was established in 1944 by the Solano County Board of Supervisors to assist the men and women who served in the Armed Forces, their dependents and survivors in obtaining benefits from Federal, State and local agencies administering programs for veterans.

| Budget Summary: | |
|--|---------|
| FY2010/11 Third Quarter Projection: | 574,893 |
| FY2011/12 Recommended: | 571,408 |
| County General Fund Contribution: | 426,408 |
| Percent County General Fund Supported: | 74.6% |
| Total Employees (FTEs): | 4 |

FUNCTION AND RESPONSIBILITIES

The CVSO assists veterans in applying for Monetary Benefit Programs, Survivors Benefits, Medical Benefits, Educational Programs, Veterans Administration (VA) Life Insurance Programs, State Veterans Homes, Veterans Property Tax Exemptions, Burial Benefits and VA National Cemeteries.

The Office has Veterans Benefits Counselors who are fully accredited by the U. S. Department of Veterans Affairs (VA), and therefore, able to offer comprehensive benefits counseling, claims preparation and submission, claims monitoring and follow-up, and development and submission of appeals.

SIGNIFICANT CHALLENGES AND ACCOMPLISHMENTS

- Increased the services provide to active-duty service members as part of the Transition Assistance Program (TAP) at Travis Air Force Base (TAFB). TAP allows the active-duty member to begin the VA claims process prior to separation in order to receive a faster decision on their claims.
- Implemented a new procedure for the processing of Dependents Tuition Fee Waivers to compensate for the loss of clerical support while ensuring the timeliness of processing the requests.

WORKLOAD INDICATORS

- From January 1, 2010 through December 31, 2010 the CVSO assisted in filing 2,774 claims that resulted in the award of 1,107 benefits to veterans or their survivors. These awards resulted in an increase of over \$472,600 in monthly benefits paid, which is more than \$5.6 million on an annualized basis. Also, as a result of these claims, over \$3.8 million in retroactive benefits were paid and lump-sum payments of \$673,871 were made.
- During the same period, the CVSO granted 995 Disabled Veterans' Dependents Fee Waivers, which grants a waiver of tuition and fees to the eligible dependents of disabled veterans, for a savings of \$4,144,856 to the veterans.
- Also during the same period, 175 separating service members from TAFB participated in the CVSO's TAP and applied for benefits.

| DETAIL BY REVENUE AND APPROPRIATION FUNCTIONAL AREA | 2009/10 ACTUALS | 2010/11 ADOPTED BUDGET | 2011/12 CAO RECOMMENDED | FROM ADOPTED TO RECOMMENDED | PERCENT CHANGE |
|--|------------------------|-------------------------------|--------------------------------|------------------------------------|-----------------------|
| REVENUES | | | | | |
| Veterans Services | 157,591 | 145,000 | 145,000 | 0 | 0% |
| TOTAL REVENUES | 157,591 | 145,000 | 145,000 | 0 | 0% |
| APPROPRIATIONS | | | | | |
| Veterans Services | 615,228 | 574,893 | 571,408 | (3,485) | (1%) |
| TOTAL APPROPRIATIONS | 615,228 | 574,893 | 571,408 | (3,485) | (1%) |
| NET COUNTY COST | | | | | |
| Veterans Services | 457,637 | 429,893 | 426,408 | (3,485) | (1%) |
| TOTAL NET COUNTY COST | 457,637 | 429,893 | 426,408 | (3,485) | (1%) |
| STAFFING | | | | | |
| Veterans Services | 6 | 5 | 4 | (1) | (20%) |
| TOTAL STAFFING | 6 | 5 | 4 | (1) | (20%) |

DEPARTMENTAL BUDGET SUMMARY

The Recommended Budget for the Solano County VSO of \$571,408 represents no change in revenues and a decrease of \$3,485 or 0.6% in expenditures when compared to its FY2010/11 Adopted Budget. As a result, the Net County Cost decreased by \$3,485.

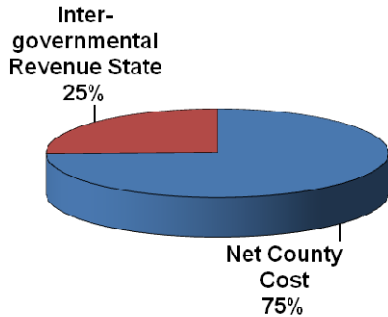
The CVSO is primarily funded by the General Fund. Expenditures are largely due to Salaries and Employee Benefits. Revenues are received from the State through a Subvention program that provides \$2.6 million statewide to help offset costs to the counties for providing services to veterans. This funding is distributed based on individual counties' workload data. Solano County has consistently ranked in the top 5 or 6 counties for workload and consequently for Subvention revenue received. Funding for FY2011/12 is expected to remain at the same level as previous years.

While Salaries and Benefits decreased \$61,591 due to reductions in staffing, this was offset by an increase of \$78,399 for the accrued leave payoff for the Director, who is intending to retire in July 2011.

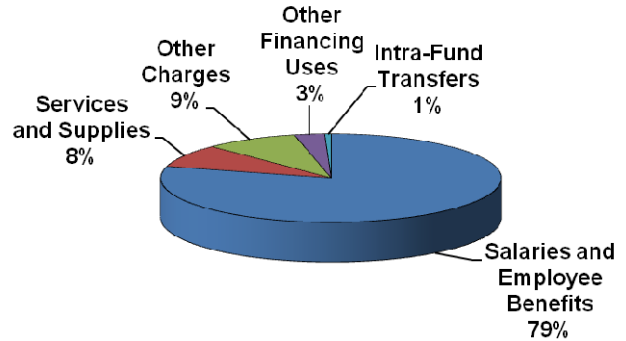
DEPARTMENT COMMENTS

As part of the countywide effort to deal with the structural deficit, the Department accepted an employee's application for the PARS Supplementary Retirement Plan (SRP) in FY2010/11. The Department will accordingly restructure its organization, functions and program service delivery models, including closing of the satellite office in Vallejo and the re-direction of the clients served by that office to the main office in Fairfield.

SOURCE OF FUNDS



USE OF FUNDS



| DETAIL BY REVENUE CATEGORY AND APPROPRIATION CATEGORY | 2009/10 ACTUALS | 2010/11 ADOPTED BUDGET | 2011/12 CAO RECOMMENDED | FROM ADOPTED TO RECOMMENDED | PERCENT CHANGE |
|---|-----------------|------------------------|-------------------------|-----------------------------|----------------|
| REVENUES | | | | | |
| Intergovernmental Rev State | 157,591 | 145,000 | 145,000 | 0 | 0% |
| TOTAL REVENUES | 157,591 | 145,000 | 145,000 | 0 | 0% |
| APPROPRIATIONS | | | | | |
| Salaries and Employee Benefits | 478,879 | 435,814 | 452,622 | 16,808 | 4% |
| Services and Supplies | 45,238 | 40,179 | 48,096 | 7,917 | 20% |
| Other Charges | 74,104 | 76,976 | 50,879 | (26,097) | (34%) |
| Other Financing Uses | 13,197 | 18,724 | 16,311 | (2,413) | (13%) |
| Intra-Fund Transfers | 3,811 | 3,200 | 3,500 | 300 | 9% |
| TOTAL APPROPRIATIONS | 615,228 | 574,893 | 571,408 | (3,485) | (1%) |
| NET COUNTY COST | 457,637 | 429,893 | 426,408 | (3,485) | (1%) |

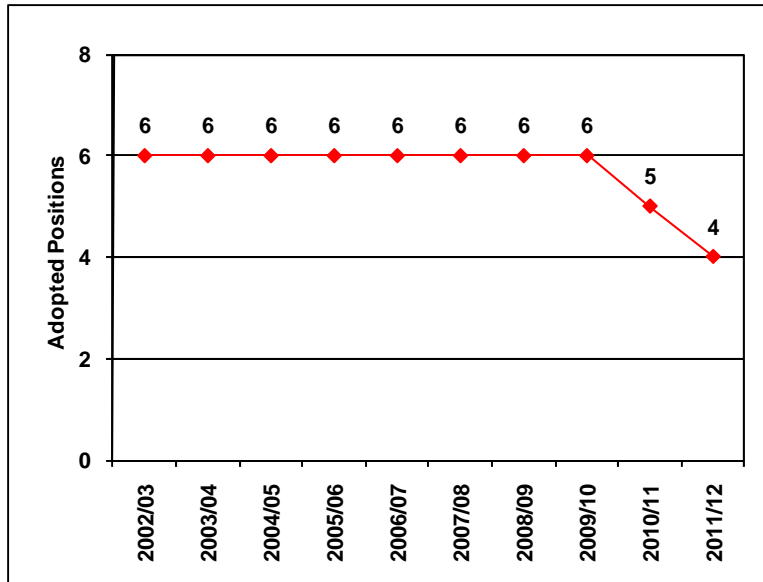
SUMMARY OF SIGNIFICANT ADJUSTMENTS

As a result of the FY2010/11 PARS SRP offering, staffing has been reduced by 1.0 FTE Veterans Benefits Counselor and necessitates the closing of the satellite office in Vallejo. The Counselor formerly holding office in Vallejo will be brought back to the Fairfield office to take over the caseload of the retired Veterans Benefits Counselor, as well as to assist with the clients formerly served from the Vallejo office.

SUMMARY OF POSITION CHANGES

The Recommended Budget includes reclassifying an allocated Office Assistant III position, which is currently underfilled, to that of an Office Assistant II classification. The reclassification will appropriately reflect the job duties being performed. Additionally, as a result of the FY2010/11 PARS SRP, 1.0 FTE Veterans Benefits Counselor position has been deleted.

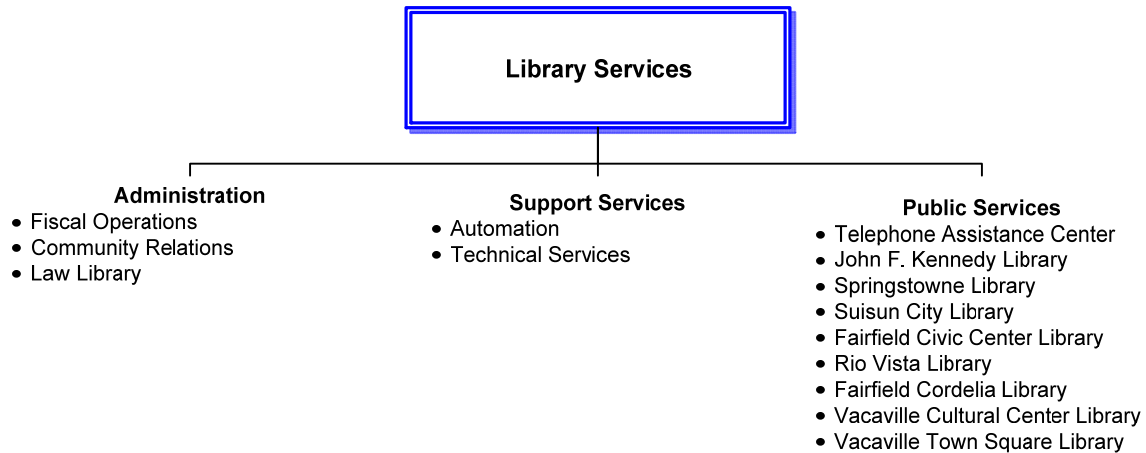
STAFFING TREND



PENDING ISSUES AND POLICY CONSIDERATIONS

The Department Head intends to retire in July 2011. This will require an accrued leave payoff of approximately \$78,399, which is included in the Department's budget.

This Page Intentionally Left Blank



DEPARTMENTAL PURPOSE

The Solano County Library was established by the Board of Supervisors on April 6, 1914 under the County Free Library Law that was passed by the State legislature in 1909. Today, county libraries come under Education Code Title 1, Division 1, Part 11, Chapter 6, Articles 1-3, Sections 19100-19180, which states, in part, that the Board of Supervisors may establish and maintain a county free library. There is no specific mandate related to the establishment of a County Free Library nor is a specific level of service required.

| Budget Summary: | |
|--|------------|
| FY2010/11 Third Quarter Projection: | 19,090,875 |
| FY2011/12 Recommended: | 18,686,786 |
| County General Fund Contribution: | 241,694 |
| Percent County General Fund Supported: | 1.3% |
| Total Employees (FTEs): | 116.5 |

FUNCTION AND RESPONSIBILITIES

The Solano County Library provides a full complement of hours, services and programs at eight branches in the cities of Fairfield, Rio Vista, Suisun City, Vacaville and Vallejo. In addition, the Library offers a virtual branch with online services available 24-hours a day, seven-days a week and also operates the County Law Library. The Library provides free use of books, magazines, newspapers, compact discs, DVDs, CD-ROMs, electronic books, government documents, and online databases and resources; staff to assist library customers looking for information and answer their questions; staff who develop and present reading programs for children, conduct class visits and instructional tours, and offer special informational programs for all age groups; literacy tutoring for adults and families with limited reading skills and for English-as-a-Second Language (ESL) learners; a pediatric literacy program, Reach Out and Read; access to an online catalog, information and research assistance as well as tutoring services for students and lifelong learners; access to computers for personal computing needs as well as technology training in computer centers located in most of the Library's branches; and partnerships with other government agencies or community groups that directly benefit customers including Children's Network of Solano County, Solano Childcare Planning Council, Foster Youth Education Project, Solano Community Foundation, City of Fairfield Quality Neighborhood Program, Nonprofit Partnership Program, City of Vacaville Housing and Redevelopment Agency, and Vacaville Senior Roundtable.

SIGNIFICANT CHALLENGES AND ACCOMPLISHMENTS

- Investigated and implemented floating collections in which books and materials remain where they are returned after being checked out. This has decreased the number of books and items moving through the delivery system. This program applies only to items belonging to Solano County Library and not any other library jurisdiction's items.

- Continued addressing the department's structural deficit through further streamlining methods and staff reductions while maintaining hours and other services promised during the Measure B sales tax campaign in 1998.
- Partnered with the United Way and Internal Revenue Service on the Earn It! Keep It! Save It! Program.
- Developed the Department's next multi-year Strategic Plan with input from the community and staff.

WORKLOAD INDICATORS

- During the period of July 1, 2009 – June 30, 2010, the Library circulated 4,086,020 materials.
- During the same 12-month period, 2,206,518 people visited the library branches.
- Also during the same 12-month period, volunteers donated 39,607 hours of time.

| DETAIL BY REVENUE AND APPROPRIATION FUNCTIONAL AREA | 2009/10 ACTUALS | 2010/11 ADOPTED BUDGET | 2011/12 CAO RECOMMENDED | FROM ADOPTED TO RECOMMENDED | PERCENT CHANGE |
|--|----------------------------|---------------------------------------|--|--|---------------------------|
| REVENUES | | | | | |
| Administration | 15,218,011 | 15,137,177 | 14,858,729 | (278,448) | (2%) |
| Public Services | 491,287 | 474,840 | 418,229 | (56,611) | (12%) |
| Support Services | 719,810 | 684,291 | 626,697 | (57,594) | (8%) |
| TOTAL REVENUES | 16,429,108 | 16,296,308 | 15,903,655 | (392,653) | (2%) |
| APPROPRIATIONS | | | | | |
| Administration | 3,444,507 | 3,784,122 | 2,908,262 | (875,860) | (23%) |
| Public Services | 10,627,195 | 12,024,371 | 11,032,386 | (991,985) | (8%) |
| Support Services | 5,364,840 | 5,590,995 | 4,746,138 | (844,857) | (15%) |
| TOTAL APPROPRIATIONS | 19,436,542 | 21,399,488 | 18,686,786 | (2,712,702) | (13%) |
| NET CHANGE | | | | | |
| Administration | (11,773,504) | (11,353,055) | (11,950,467) | (597,412) | 5% |
| Public Services | 10,135,908 | 11,549,531 | 10,614,157 | (935,374) | (8%) |
| Support Services | 4,645,030 | 4,906,704 | 4,119,441 | (787,263) | (16%) |
| TOTAL NET CHANGE | 3,007,434 | 5,103,180 | 2,783,131 | (2,320,049) | (45%) |
| STAFFING | | | | | |
| Administration | 20.6 | 14.0 | 13.0 | (1.0) | (7%) |
| Public Services | 97.5 | 95.0 | 82.5 | (12.5) | (13%) |
| Support Services | 24.0 | 23.0 | 21.0 | (2.0) | (9%) |
| TOTAL STAFFING | 142.1 | 132.0 | 116.5 | (15.5) | (12%) |

DEPARTMENTAL BUDGET SUMMARY

The Recommended Budget for Library Services totals \$15,903,655 in revenues and \$18,686,786 in expenditures. When compared to the FY2010/11 Adopted Budget, revenues decreased by \$392,653 or 2.4% and expenditures decreased by \$2,712,702 or 12.7% and The Recommended Budget is balanced with \$4,064,588 from Available Fund Balance to finance the difference between expenditures and revenues.

The primary funding sources for the Department are property taxes and a 1/8 of a penny sales tax dedicated to library services, which are directly impacted by the economy. With the current financial crisis, revenues continue to decrease. To meet this challenge, the Department continues to minimize costs by reducing staff and streamlining services and programs while striving to maintain its level of services.

The Department is projecting a decrease in property and sales tax revenues of \$234,955 and the total elimination of State funding of \$524,796. Also, there is a projected decrease of \$43,214 in interest revenue. This is offset by increases of \$665,077 in Other Financing Sources primarily from public facilities fees for library materials and \$500,000 from Library Debt Reserves for the debt service payment for the renovation project of the Fairfield Civic Center Library.

Factors contributing to significant expenditure changes include a decrease of \$989,074 in Salaries and Benefits due to the elimination of 15.5 positions in FY2010/11.

Other factors include decreases of \$1,016,054 in Services and Supplies primarily due to reductions in library materials, household expenses and library fixture expenses; \$914,531 in Other Charges primarily due to a reduction of \$548,502 in Countywide Administrative Overhead costs and \$200,000 in remodeling costs for the JFK Library; and \$22,043 in POBs due to staffing reductions.

Contracted services in the amount of \$287,489 include \$129,900 for custodial services for seven non-County library buildings, \$114,589 for security services for three libraries, and \$43,000 to recoup materials and fines owed to the Library.

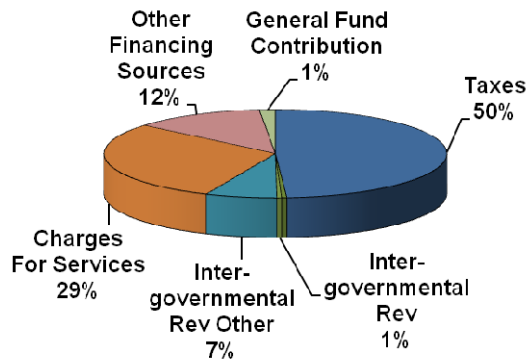
Fixed Assets of \$350,000 include \$45,000 for the replacement of three web servers, \$30,000 for file sharing servers for the Solano Napa and Partners Integrated Library Systems (SNAP ILS) related functionality, and \$275,000 for shelving and fixtures that was included in FY2010/11 budget for the JFK Library remodel that will be completed in FY2011/12.

The Recommended Budget also includes Contingencies of \$1,653,525 and reserves for equipment of \$127,932. The appropriation for Contingencies reflects the estimated funding available based on Third Quarter projections. The Contingencies for the Library can be found in the Contingency section of the budget document.

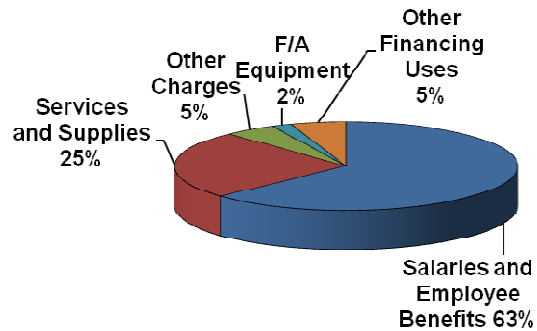
DEPARTMENT COMMENTS

As part of the Library's effort to deal with the structural deficit, the Department accepted two of its employees' applications for the PARS Supplementary Retirement Plan. The Department has accordingly re-structured its organization, functions and program service delivery models. As vacancies occur, the Department will analyze the position and the need to fill it. In addition, the Department will continue to look at ways to further streamline services using automation and different service delivery models.

Source of Funds



Use of Funds



| DETAIL BY REVENUE CATEGORY AND APPROPRIATION CATEGORY | 2009/10 ACTUALS | 2010/11 ADOPTED BUDGET | 2011/12 CAO RECOMMENDED | FROM ADOPTED TO RECOMMENDED | PERCENT CHANGE |
|--|----------------------------|---------------------------------------|--|--|---------------------------|
| REVENUES | | | | | |
| Taxes | 8,161,444 | 8,018,144 | 7,783,189 | (234,955) | (3%) |
| Revenue From Use of Money/Prop | 134,895 | 112,140 | 76,415 | (35,725) | (32%) |
| Intergovernmental Rev State | 553,398 | 590,377 | 70,488 | (519,889) | (88%) |
| Intergovernmental Rev Federal | 7,800 | 0 | 0 | 0 | 0% |
| Intergovernmental Rev Other | 1,192,121 | 1,137,621 | 1,070,901 | (66,720) | (6%) |
| Charges For Services | 4,722,305 | 4,880,592 | 4,696,181 | (184,411) | (4%) |
| Misc Revenue | 15,735 | 26,000 | 0 | (26,000) | (100%) |
| Other Financing Sources | 1,378,727 | 1,299,709 | 1,964,787 | 665,078 | 51% |
| General Fund Contribution | 262,683 | 231,725 | 241,694 | 9,969 | 4% |
| TOTAL REVENUES | 16,429,108 | 16,296,308 | 15,903,655 | (392,653) | (2%) |
| APPROPRIATIONS | | | | | |
| Salaries and Employee Benefits | 12,173,522 | 12,760,549 | 11,771,475 | (989,074) | (8%) |
| Services and Supplies | 4,709,680 | 5,744,154 | 4,683,100 | (1,061,054) | (18%) |
| Other Charges | 1,451,320 | 1,824,468 | 909,937 | (914,531) | (50%) |
| F/A Bldgs and Imprmts | 278,881 | 0 | 0 | 0 | 0% |
| F/A Equipment | 10,839 | 78,000 | 350,000 | 272,000 | 349% |
| Other Financing Uses | 812,301 | 992,317 | 972,274 | (20,043) | (2%) |
| Contingencies and Reserves | 0 | 0 | 0 | 0 | 0% |
| TOTAL APPROPRIATIONS | 19,436,542 | 21,399,488 | 18,686,786 | (2,712,702) | (13%) |

SUMMARY OF SIGNIFICANT ADJUSTMENTS

Over the last two fiscal years, there has been a reduction of 25.6, or 18%, in staff positions. However, with the continuing expectation that property and sales tax revenues will continue to decrease, or at the minimum, remain flat, the Department will continue to review staffing levels and ways to streamline services. The Department anticipates having a balanced budget for the next two fiscal years, FY2011/12 and FY2012/13.

SUMMARY OF POSITION CHANGES

Reductions in the Library's position allocations from the FY2010/11 Adopted budget are provided below.

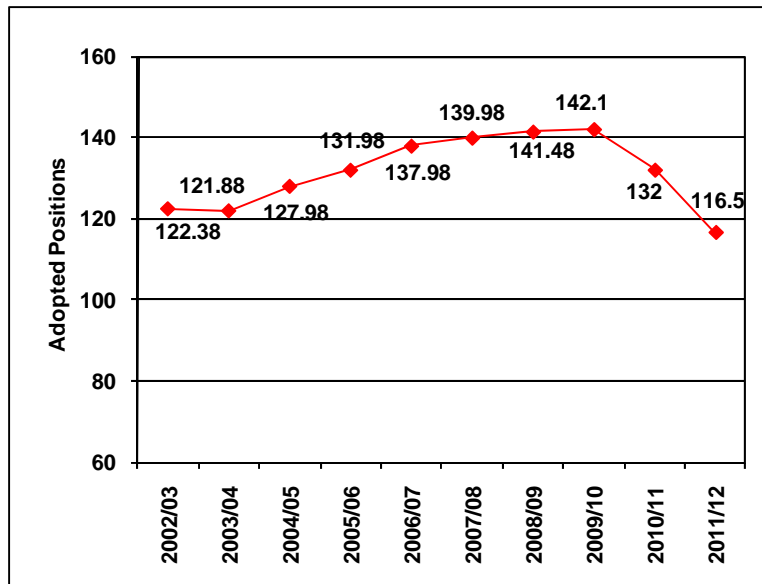
- In September 2010, the following position was deleted:
 - 1.0 FTE Accounting Technician at Library Headquarters (ERI)
- In October 2010, the following positions were deleted:
 - 1.0 FTE Information Technician Specialist II in the Automation Division
 - 2.0 FTE Library Assistants in the Suisun, Vacaville and John F. Kennedy Libraries
- In March 2011, the following positions were deleted as part of the Library's reorganization plan:
 - 3.0 FTE Library Branch Managers in the Fairfield Civic Center, John F. Kennedy and Vacaville Cultural Center Libraries (1-vacant and 2-retirements)
 - 1.0 FTE Library Technical Services Manager in Technical Services (retirement)
- In April 2011, the following vacant funded positions were deleted:
 - 1.0 FTE Office Assistant II in the Automation Division (retirement)
 - 1.0 FTE Librarian in the Telephone Assistance Center (retirement)
 - 1.0 FTE Librarian at the Fairfield Civic Center Library (retirement)
 - 1.0 FTE Librarian at Technical Services
 - 0.5 FTE Library Assistant at the Vacaville Townsquare Library

- 1.0 FTE Library Associate at the John F. Kennedy Library (vacant after a departmental promotion)
- 1.0 FTE Library Associate in the Telephone Assistance Center (retirement)
- 1.0 FTE Literacy Program Assistant in the Literacy Program

Position changes include the reclassification of 1.0 FTE Staff Analyst to 1.0 FTE Senior Staff Analyst as part of the Library's reorganization plan approved by the Board in December 2010. The reorganization plan included restructuring the Administration Services Division to include a Senior Staff Analyst due to the expanded responsibilities resulting from the reorganization.

Also included is reclassifying 3.0 FTE Librarian allocated positions, which are currently underfilled, to the Library Associate classification. The reclassification will appropriately reflect the job duties being performed.

STAFFING TREND



PENDING ISSUES AND POLICY CONSIDERATIONS

The Governor had proposed to eliminate all funding to libraries in FY2011/12 resulting in a decrease of \$524,796 in ongoing revenues. However, the Legislature restored half of the funding and the bill is on the Governor's desk waiting for signature. These monies have not been included in the Recommended Budget.

The Library's 1/8 of a penny local sales tax sunsets in October 2014. If not renewed, the Department's revenues would be reduced by over \$3 million resulting in branch closures and a reduction of library hours in the remaining open library branches.

**6300-Library
Library Services**

**Bonnie Katz, Director of Library Services
Summary of Other Administered Budgets**

| DETAIL BY REVENUE AND APPROPRIATION OTHER ADMINISTERED BUDGETS | 2009/10 ACTUALS | 2010/11 ADOPTED BUDGET | 2011/12 CAO RECOMMENDED | FROM ADOPTED TO RECOMMENDED | PERCENT CHANGE |
|---|----------------------------|---------------------------------------|--|--|---------------------------|
| REVENUES | | | | | |
| 6150-Library Zone 1 | 943,770 | 938,382 | 896,046 | (42,336) | (5%) |
| 6180-Library Zone 2 | 32,319 | 31,029 | 29,411 | (1,618) | (5%) |
| 6166-Library Zone 6 | 15,132 | 15,056 | 14,065 | (991) | (7%) |
| 6167-Library Zone 7 | 341,095 | 340,885 | 312,192 | (28,693) | (8%) |
| 2280-Library-Special Revenue | 114,089 | 174,100 | 137,100 | (37,000) | (21%) |
| APPROPRIATIONS | | | | | |
| 6150-Library Zone 1 | 946,614 | 938,382 | 896,046 | (42,336) | (5%) |
| 6180-Library Zone 2 | 30,515 | 31,029 | 29,411 | (1,618) | (5%) |
| 6166-Library Zone 6 | 14,132 | 15,056 | 14,065 | (991) | (7%) |
| 6167-Library Zone 7 | 341,943 | 340,885 | 312,192 | (28,693) | (8%) |
| 2280-Library-Special Revenue | 115,841 | 174,100 | 137,100 | (37,000) | (21%) |
| CHANGE IN FUND BALANCE | | | | | |
| 6150-Library Zone 1 | 2,844 | 0 | 0 | 0 | 0% |
| 6180-Library Zone 2 | (1,804) | 0 | 0 | 0 | 0% |
| 6166-Library Zone 6 | (1,000) | 0 | 0 | 0 | 0% |
| 6167-Library Zone 7 | 848 | 0 | 0 | 0 | 0% |
| 2280-Library-Special Revenue | 1,752 | 0 | 0 | 0 | 0% |

FUNCTION AND RESPONSIBILITY

This budget provides revenue to offset expenses for the Solano County Library – Fairfield Civic Center Library's services.

| DETAIL BY REVENUE CATEGORY AND APPROPRIATION CATEGORY | 2009/10 ACTUALS | 2010/11 ADOPTED BUDGET | 2011/12 CAO RECOMMENDED | FROM ADOPTED TO RECOMMENDED | PERCENT CHANGE |
|--|----------------------------|---------------------------------------|--|--|---------------------------|
| REVENUES | | | | | |
| Taxes | 736,106 | 741,118 | 702,392 | (38,726) | (5%) |
| Revenue From Use of Money/Prop | 4,128 | 2,880 | 1,453 | (1,427) | (50%) |
| Intergovernmental Rev State | 15,180 | 13,955 | 15,098 | 1,143 | 8% |
| Intergovernmental Rev Other | 188,357 | 180,429 | 177,103 | (3,326) | (2%) |
| TOTAL REVENUES | 943,770 | 938,382 | 896,046 | (42,336) | (5%) |
| APPROPRIATIONS | | | | | |
| Services and Supplies | 13,733 | 7,961 | 12,961 | 5,000 | 63% |
| Other Charges | 11,175 | 8,807 | 10,436 | 1,629 | 18% |
| Other Financing Uses | 921,705 | 921,614 | 872,649 | (48,965) | (5%) |
| TOTAL APPROPRIATIONS | 946,614 | 938,382 | 896,046 | (42,336) | (5%) |
| NET COUNTY COST | 2,843 | 0 | 0 | 0 | 0% |

SUMMARY OF SIGNIFICANT ADJUSTMENTS

The Recommended Budget totals \$896,046 in revenues and expenditures. This represents decreases of \$42,336 or 5% in revenues and in expenditures when compared to the FY2010/11 Adopted Budget. The reductions are primarily due to the continued decrease in property tax revenues.

The Recommended Budget also includes \$136,790 in Contingencies (budget unit 9150), which can be found in the Contingency section of the budget document.

FUNCTION AND RESPONSIBILITY

This budget provides revenue to offset expenses for the Rio Vista Library's services.

| DETAIL BY REVENUE CATEGORY AND APPROPRIATION CATEGORY | 2009/10 ACTUALS | 2010/11 ADOPTED BUDGET | 2011/12 CAO RECOMMENDED | FROM ADOPTED TO RECOMMENDED | PERCENT CHANGE |
|--|----------------------------|---------------------------------------|--|--|---------------------------|
| REVENUES | | | | | |
| Taxes | 30,652 | 29,600 | 27,948 | (1,652) | (6%) |
| Revenue From Use of Money/Prop | 145 | 100 | 65 | (35) | (35%) |
| Intergovernmental Rev State | 358 | 329 | 349 | 20 | 6% |
| Intergovernmental Rev Other | 1,164 | 1,000 | 1,049 | 49 | 5% |
| TOTAL REVENUES | 32,319 | 31,029 | 29,411 | (1,618) | (5%) |
| APPROPRIATIONS | | | | | |
| Services and Supplies | 571 | 200 | 451 | 251 | 126% |
| Other Charges | 342 | 392 | 528 | 136 | 35% |
| Other Financing Uses | 29,602 | 30,437 | 28,432 | (2,005) | (7%) |
| TOTAL APPROPRIATIONS | 30,515 | 31,029 | 29,411 | (1,618) | (5%) |
| NET COUNTY COST | (1,803) | 0 | 0 | 0 | 0% |

SUMMARY OF SIGNIFICANT ADJUSTMENTS

The Recommended Budget totals \$29,411 in revenues and expenditures. This represents decreases of \$1,618 or 5% in revenues and expenditures when compared to the FY2010/11 Adopted Budget. The reduction is primarily due to the continued decrease in property tax revenues.

The Recommended Budget also includes \$7,345 in Contingencies (budget unit 9180), which can be found in the Contingencies section of the budget document.

FUNCTION AND RESPONSIBILITY

This budget provides revenue to offset expenses for the Vallejo Library's services.

| DETAIL BY REVENUE CATEGORY AND APPROPRIATION CATEGORY | 2009/10 ACTUALS | 2010/11 ADOPTED BUDGET | 2011/12 CAO RECOMMENDED | FROM ADOPTED TO RECOMMENDED | PERCENT CHANGE |
|--|----------------------------|---------------------------------------|--|--|---------------------------|
| REVENUES | | | | | |
| Taxes | 14,873 | 14,808 | 13,861 | (947) | (6%) |
| Revenue From Use of Money/Prop | 98 | 100 | 46 | (54) | (54%) |
| Intergovernmental Rev State | 160 | 148 | 158 | 10 | 7% |
| TOTAL REVENUES | 15,132 | 15,056 | 14,065 | (991) | (7%) |
| APPROPRIATIONS | | | | | |
| Services and Supplies | 277 | 225 | 325 | 100 | 44% |
| Other Charges | 255 | 287 | 445 | 158 | 55% |
| Other Financing Uses | 13,600 | 14,544 | 13,295 | (1,249) | (9%) |
| TOTAL APPROPRIATIONS | 14,132 | 15,056 | 14,065 | (991) | (7%) |

SUMMARY OF SIGNIFICANT ADJUSTMENTS

The Recommended Budget totals \$14,065 in revenues and expenditures. This represents decreases of \$991 or 7% in revenues and in expenditures when compared to the FY2010/11 Adopted Budget. The decrease is primarily due to the continued decrease in property tax revenues.

The Recommended Budget also includes \$5,777 in Contingencies (budget unit 9166), which can be found in the Contingencies section of the budget document.

FUNCTION AND RESPONSIBILITY

This budget provides revenue to offset expenses for the Vallejo Library's services.

| DETAIL BY REVENUE CATEGORY AND APPROPRIATION CATEGORY | 2009/10 ACTUALS | 2010/11 ADOPTED BUDGET | 2011/12 CAO RECOMMENDED | FROM ADOPTED TO RECOMMENDED | PERCENT CHANGE |
|--|----------------------------|---------------------------------------|--|--|---------------------------|
| REVENUES | | | | | |
| Taxes | 330,420 | 330,918 | 303,666 | (27,252) | (8%) |
| Revenue From Use of Money/Prop | 1,446 | 1,400 | 537 | (863) | (62%) |
| Intergovernmental Rev State | 4,082 | 3,754 | 3,960 | 206 | 5% |
| Intergovernmental Rev Other | 5,147 | 4,813 | 4,029 | (784) | (16%) |
| TOTAL REVENUES | 341,095 | 340,885 | 312,192 | (28,693) | (8%) |
| APPROPRIATIONS | | | | | |
| Services and Supplies | 6,135 | 5,000 | 6,504 | 1,504 | 30% |
| Other Charges | 3,145 | 2,771 | 5,277 | 2,506 | 90% |
| Other Financing Uses | 332,663 | 333,114 | 300,411 | (32,703) | (10%) |
| TOTAL APPROPRIATIONS | 341,943 | 340,885 | 312,192 | (28,693) | (8%) |

SUMMARY OF SIGNIFICANT ADJUSTMENTS

The Recommended Budget totals \$312,192 in revenues and expenditures. This represents decreases of \$28,693 or 8% in revenues and in expenditures when compared to the FY2010/11 Adopted Budget. The decrease is primarily due to the continued decrease in property tax revenues.

The Recommended Budget also includes \$51,718 in Contingencies (budget unit 9167), which can be found in the Contingencies section of the budget document.

FUNCTION AND RESPONSIBILITY

This budget provides revenue that is donated to the Library from the four different Friends of the Library Groups and the Foundation. The monies are used to enhance programs for all age groups, particularly children, as well as to support literacy services. Programs include the Reach Out and Read component of the Literacy Program, Solano County Kids Read Program and Adult Literacy.

| DETAIL BY REVENUE CATEGORY AND APPROPRIATION CATEGORY | 2009/10 ACTUALS | 2010/11 ADOPTED BUDGET | 2011/12 CAO RECOMMENDED | FROM ADOPTED TO RECOMMENDED | PERCENT CHANGE |
|--|----------------------------|---------------------------------------|--|--|---------------------------|
| REVENUES | | | | | |
| Revenue From Use of Money/Prop | 1,326 | 1,300 | 850 | (450) | (35%) |
| Misc Revenue | 112,763 | 172,800 | 136,250 | (36,550) | (21%) |
| TOTAL REVENUES | 114,089 | 174,100 | 137,100 | (37,000) | (21%) |
| APPROPRIATIONS | | | | | |
| Services and Supplies | 115,841 | 174,100 | 137,100 | (37,000) | (21%) |
| TOTAL APPROPRIATIONS | 115,841 | 174,100 | 137,100 | (37,000) | (21%) |

SUMMARY OF SIGNIFICANT ADJUSTMENTS

The Recommended Budget totals \$137,100 in revenues and expenditures, which represents decreases of \$37,000 or 21% in revenues and in expenditures when compared to the FY2010/11 Adopted Budget. This budget receives all revenue from donations and contributions, which are anticipated to decrease in FY2011/12.

The Recommended Budget also includes \$99,261 in Contingencies (budget unit 9228), which can be found in the Contingencies section of the budget document.

University of California
Cooperative Extension

UC Coop Extension

- Operation Support
- Master Gardener Program
- 4-H Youth Development Program
- Nutrition, Family and Consumer Science
- Orchard Systems
- Livestock and Natural Resources

DEPARTMENTAL PURPOSE

The University of California Cooperative Extension (UCCE) Department in Solano County was established in 1915 by a cooperative agreement between the Department of Agriculture (USDA), the University of California and the County of Solano. The Department is the primary access for local citizens to the resources of the University of California. UCCE's mission is to develop and share research-based knowledge to assist people in solving problems related to agriculture production, natural resources management, youth development, and nutrition, family and consumer sciences.

Budget Summary:

| | |
|--|---------|
| FY2010/11 Third Quarter Projection: | 322,649 |
| FY2011/12 Recommended: | 306,333 |
| County General Fund Contribution: | 303,333 |
| Percent County General Fund Supported: | 99.0% |
| Total Employees (FTEs): | 2.725 |

FUNCTION AND RESPONSIBILITIES

UCCE's key function and responsibility is to 1) assess community and industry needs, 2) develop a research agenda to address those needs, and 3) extend the research-based information through a variety of educational delivery methods including workshops, consultations, newsletters, demonstrations, seminars and short courses. Additionally, the Department manages two volunteer-based direct service units—the 4-H Clubs Program and the Master Gardener Program, as well as the Food Stamp Nutrition Education (FSNEP) Program funded through the United States Department of Agriculture (USDA).

SIGNIFICANT CHALLENGES AND ACCOMPLISHMENTS

Significant Accomplishments:

- Master Gardener (MG) volunteers, under the guidance of the Master Gardener Coordinator and in collaboration with the Director of Juvenile Hall and the County Grounds Supervisor, have created a positive healthy outlet for youth offenders in the New Foundations program. MG volunteers are teaching and mentoring program participants on the basics of fruit and vegetable gardening. As a result, 30% of the young people in the program are learning about plant production, harvesting know-how and good nutrition through consumption of fruits and vegetables.
- The Science, Engineering and Technology (SET) Project for youth has established program delivery agreements with school sites in Vallejo, Fairfield, Vacaville and Dixon that allows certified 4-H teen teachers to extend California standards-based curriculum in elementary school classrooms and after school sites. Thirty-six trained teens are volunteering their time to conduct the SET program.
- The Solano County Livestock and Natural Resources Farm Advisor had a key role in organizing a Regional Food Forum held in July 2010 for Yolo and Solano counties. Sixty-two participants reflected the diversity of agricultural producers representing both counties. The Forum resulted in: 1) interest in creating a bi-county regulatory ombudsman position, 2) developing plans for a USDA-inspected beef slaughter facility in Solano County, and 3) initiating plans for a similar forum specifically for Solano County farmers and ranchers.

Significant Challenges:

- Dedicated to the delivery of the most recent information necessary for constituents to make informed decisions that may impact their financial well-being, UCCE Faculty Advisors in Solano County are faced with a lack of capacity, due to deep budget cuts, to respond to their clientele's requests. Creative uses of technology (supplied by University IT specialists) have provided some relief to the inability to work with clients in on-farm settings. Retraining of clientele toward the use of electronic communication sources is slow, but will ultimately help ease some of this gap in service, but will never completely provide the face-to-face service that is necessary in researching and solving some industry problems.

WORKLOAD INDICATORS

- Annually, Master Gardener volunteers deliver an average of 3,000 hours of educational programming to residents of Solano County. Contacts recorded between July 2010 and April 2011 was 3,029. Twenty-seven volunteers are currently being trained as new Master Gardeners. Seventy-four certified Master Gardeners, seven with over 1,000 hours dedicated to the program during their tenure, provide direct service educational information through venues such as:
 - Farmers markets in Benicia, Vallejo, Vacaville and Fairfield
 - Master Gardener hotline/counter calls
 - Kids programs in the Vacaville and Fairfield libraries
 - Lectures to garden groups
 - Public talks, such as the Vacaville Library series
 - Worm composting demonstrations during the annual Youth Ag Day at Solano County Fair
- Solano County's 4-H Youth Development program has 190 certified adult volunteers who, since July 2010, have contributed 2,476 hours delivering subject-specific educational experiences and mentoring to 3,131 youth ages 5 to 19 years. These figures do not capture the additional audience of parents, siblings and other interested individuals who, by attendance at annual countywide events, are exposed to planned educational offerings.
- The Livestock and Natural Resources Farm Advisor conducted eight workshops for 487 participants in a 10-month period focused on the delivery of new information on topics of weed management, rangeland restoration and management, cattle health, sheep industry issues, and regional food systems.
- Nutrition Education representatives delivered in-classroom demonstrations to 300 elementary age students, as well as delivered nutrition programs to summer participants in the Dixon Migrant Education Center.

| DETAIL BY REVENUE AND APPROPRIATION FUNCTIONAL AREA | 2009/10 ACTUALS | 2010/11 ADOPTED BUDGET | 2011/12 CAO RECOMMENDED | FROM ADOPTED TO RECOMMENDED | PERCENT CHANGE |
|--|----------------------------|---------------------------------------|--|--|---------------------------|
| REVENUES | | | | | |
| UC Cooperative Extension | 5,186 | 5,185 | 3,000 | (2,185) | (42%) |
| TOTAL REVENUES | 5,186 | 5,185 | 3,000 | (2,185) | (42%) |
| APPROPRIATIONS | | | | | |
| UC Cooperative Extension | 313,800 | 322,339 | 306,333 | (16,006) | (5%) |
| TOTAL APPROPRIATIONS | 313,800 | 322,339 | 306,333 | (16,006) | (5%) |
| NET COUNTY COST | | | | | |
| UC Cooperative Extension | 308,614 | 317,154 | 303,333 | (13,821) | (4%) |
| TOTAL NET COUNTY COST | 308,614 | 317,154 | 303,333 | (13,821) | (4%) |
| STAFFING | | | | | |
| UC Cooperative Extension | 3.130 | 2.725 | 2.725 | 0.000 | 0% |
| TOTAL STAFFING | 3.130 | 2.725 | 2.725 | 0.000 | 0% |

DEPARTMENTAL BUDGET SUMMARY

The Recommended Budget of \$306,333 reflects an overall decrease of \$2,185 or 42.1% in revenues and \$16,006 or 5.0% in expenditures when compared to the FY2010/11 Adopted Budget. As a result, the Net General Fund Contribution decreased by \$13,821 or 4.4%.

The Department has been diligent in cutting costs and streamlining practices while maintaining and increasing services and education to its clientele. The Department will continue to seek grants and other sources of funding to enhance revenues.

The primary funding source for the UCCE is County General Fund. However, included in the Recommended Budget is a \$3,000 revenue contract for the Master Gardener Program to provide services to Resource Management.

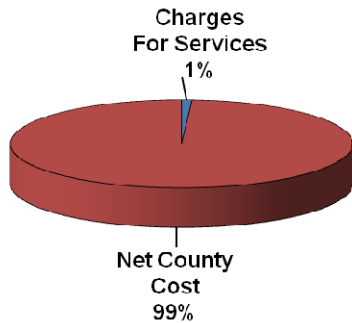
The Department’s costs are primarily salaries and benefits for staff to develop and share research-based knowledge with the community. These costs also support the coordination of program volunteers who deliver information resources to the public. The University of California funds the UCCE Director and the Farm Advisors’ salaries.

The Recommended Budget reflects a \$10,680 increase in Salaries and Benefits for existing allocated positions primarily due to increases of \$6,650 for health benefit costs and \$5,487 for retirement costs.

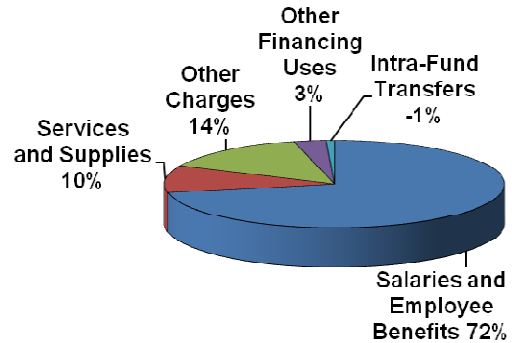
DEPARTMENT COMMENTS

The Department’s reliance on the County General Fund to deliver quality UC-researched programs has created an annual challenge for all of its programs and personnel, paid and volunteer. The Department has reached an untenable place in seeking to provide the quality and quantity of public service expected by Solano County residents. Many grants are in operation, but most are based on matching support funds which have significantly dwindled.

Source of Funds



Use of Funds



| DETAIL BY REVENUE CATEGORY AND APPROPRIATION CATEGORY | 2009/10 ACTUALS | 2010/11 ADOPTED BUDGET | 2011/12 CAO RECOMMENDED | FROM ADOPTED TO RECOMMENDED | PERCENT CHANGE |
|---|--------------------|------------------------------|-------------------------------|-----------------------------------|-------------------|
| REVENUES | | | | | |
| Charges For Services | 5,186 | 5,185 | 3,000 | (2,185) | (42%) |
| TOTAL REVENUES | 5,186 | 5,185 | 3,000 | (2,185) | (42%) |
| APPROPRIATIONS | | | | | |
| Salaries and Employee Benefits | 224,297 | 212,702 | 223,382 | 10,680 | 5% |
| Services and Supplies | 32,879 | 34,657 | 31,184 | (3,473) | (10%) |
| Other Charges | 50,554 | 66,738 | 44,668 | (22,070) | (33%) |
| Other Financing Uses | 5,988 | 8,242 | 9,599 | 1,357 | 16% |
| Intra-Fund Transfers | 83 | 0 | (2,500) | (2,500) | 0% |
| TOTAL APPROPRIATIONS | 313,800 | 322,339 | 306,333 | (16,006) | (5%) |
| NET COUNTY COST | 308,614 | 317,154 | 303,333 | (13,821) | (4%) |

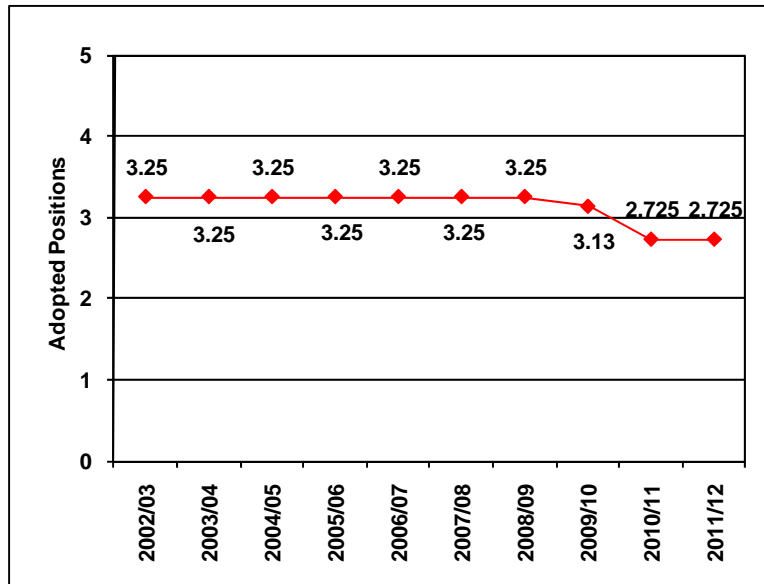
SUMMARY OF SIGNIFICANT ADJUSTMENTS

None.

SUMMARY OF POSITION CHANGES

No position changes are recommended.

STAFFING TREND



PENDING ISSUES AND POLICY CONSIDERATIONS

The FY2011/12 State budget includes additional cuts to UCCE and agricultural research. At this time, the effects of the cuts are not completely known but UCCE programs will be severely affected or eliminated. Since most of this funding goes toward the Director's and Farm Advisors' salaries, the network of Farm Advisors serving Solano County may ultimately be reduced and/or restructured. UC has proposed moving from a county to a regional service delivery model that would include Sacramento, Yolo and Solano counties. The County Administrator will be working with UC and the other counties as a transitional plan is developed. Additionally, the Director of UCCE has announced that she will be retiring in July 2011.

UCCE is currently working with General Services to complete a preliminary assessment of the Department's space needs and the viability of relocating to a smaller facility.

| MAJOR ACCOUNTS CLASSIFICATIONS | 2009/10 ACTUALS | 2010/11 ADOPTED BUDGET | 2011/12 CAO RECOMMENDED | FROM ADOPTED TO RECOMMENDED | PERCENT CHANGE |
|---------------------------------------|------------------------|-------------------------------|--------------------------------|------------------------------------|-----------------------|
| APPROPRIATIONS: | | | | | |
| Contingencies | 0 | 11,811,915 | 20,000,000 | 8,188,085 | 69% |
| Contingencies | <u>0</u> | <u>10,000,000</u> | <u>0</u> | <u>(10,000,000)</u> | <u>(100%)</u> |
| TOTAL APPROPRIATIONS | 0 | 21,811,915 | 20,000,000 | (1,811,915) | (8%) |

DEPARTMENTAL PURPOSE

This budget unit provides funds for unforeseen emergencies that may arise during the fiscal year.

DEPARTMENT BUDGET SUMMARY

The Recommended Budget of \$20,000,000 is a decrease of \$1,811,915 or 8% when compared to the FY2010/11 Adopted Budget. In the FY2010/11 Adopted Budget there were two components in Contingency, \$11,811,915 as Contingency for any unforeseen emergency that the Board may appropriate funds during the fiscal year and \$10,000,000 designated to financially manage any State budget uncertainty. In June 2010, for efficiency and flexibility in these times of economic uncertainties, the County Administrator recommended, and the Board approved, combining the two components in Contingency, to form one Appropriation for Contingency.

On February 13, 2007, the Board adopted a policy establishing a General Fund Contingency target equal to 10% of the total General Fund Budget. The Recommended FY2011/12 General Fund Budget totals \$215.2 million. Excluding \$20,000,000 for General Fund Contingency, the Proposed General Fund Budget is \$195,241,290. The Proposed General Fund Contingency of \$20,000,000 is 10.2% of the Recommended General Fund Budget for FY2011/12.

PENDING ISSUES AND POLICY CONSIDERATIONS

There are no pending issues or policy considerations at this time.

| MAJOR ACCOUNTS CLASSIFICATIONS | 2009/10 ACTUALS | 2010/11 ADOPTED BUDGET | 2011/12 CAO RECOMMENDED | FROM ADOPTED TO RECOMMENDED | PERCENT CHANGE |
|---|----------------------------|---------------------------------------|--|--|---------------------------|
| APPROPRIATIONS: | | | | | |
| Contingencies | 0 | 1,024,484 | 1,522,940 | 498,456 | 49% |
| TOTAL APPROPRIATIONS | 0 | 1,024,484 | 1,522,940 | 498,456 | 49% |

DEPARTMENTAL PURPOSE

This budget unit provides funds for unforeseen capital projects, which may be identified by the General Services Department during the fiscal year.

DEPARTMENT BUDGET SUMMARY

The Recommended Budget includes a Contingency appropriation of \$1,522,940. This amount reflects the estimated funding available based upon FY2010/11 Third Quarter Projections.

PENDING ISSUES AND POLICY CONSIDERATIONS

There are no pending issues or policy considerations at this time.

| MAJOR ACCOUNTS CLASSIFICATIONS | 2009/10 ACTUALS | 2010/11 ADOPTED BUDGET | 2011/12 CAO RECOMMENDED | FROM ADOPTED TO RECOMMENDED | PERCENT CHANGE |
|--------------------------------|-----------------|------------------------|-------------------------|-----------------------------|----------------|
| APPROPRIATIONS: | | | | | |
| Contingencies | 0 | 12,382 | 5,739 | (6,643) | (54%) |
| TOTAL APPROPRIATIONS | 0 | 12,382 | 5,739 | (6,643) | (54%) |

DEPARTMENTAL PURPOSE

This budget unit is utilized by the Public Art operating budget (BU 1630) to accommodate any financing needs that may arise during the fiscal year.

DEPARTMENT BUDGET SUMMARY

The Recommended Budget includes a Contingency appropriation of \$5,739. This amount reflects the estimated funding available based upon FY2010/11 Third Quarter Projections.

PENDING ISSUES AND POLICY CONSIDERATIONS

There are no pending issues or policy considerations at this time.

| MAJOR ACCOUNTS CLASSIFICATIONS | 2009/10 ACTUALS | 2010/11 ADOPTED BUDGET | 2011/12 CAO RECOMMENDED | FROM ADOPTED TO RECOMMENDED | PERCENT CHANGE |
|---|----------------------------|---------------------------------------|--|--|---------------------------|
| APPROPRIATIONS: | | | | | |
| Contingencies | 0 | 5,827,275 | 3,496,708 | (2,330,567) | (40%) |
| TOTAL APPROPRIATIONS | 0 | 5,827,275 | 3,496,708 | (2,330,567) | (40%) |

DEPARTMENTAL PURPOSE

This budget unit is utilized by the Public Facilities Fees Fund (Fund 296) to accommodate any financing needs that may arise during the fiscal year.

DEPARTMENT BUDGET SUMMARY

The Recommended Budget includes a Contingency appropriation of \$3,496,708. This amount reflects the estimated funding available based upon FY2010/11 Third Quarter Projections.

PENDING ISSUES AND POLICY CONSIDERATIONS

There are no pending issues or policy considerations at this time.

| MAJOR ACCOUNTS CLASSIFICATIONS | 2009/10 ACTUALS | 2010/11 ADOPTED BUDGET | 2011/12 CAO RECOMMENDED | FROM ADOPTED TO RECOMMENDED | PERCENT CHANGE |
|--------------------------------|-----------------|------------------------|-------------------------|-----------------------------|----------------|
| APPROPRIATIONS: | | | | | |
| Contingencies | 0 | 0 | 13,000 | 13,000 | 0% |
| TOTAL APPROPRIATIONS | 0 | 0 | 13,000 | 13,000 | 0% |

DEPARTMENTAL PURPOSE

This budget unit provides funds for unforeseen H&SS capital projects that may arise during the fiscal year.

DEPARTMENT BUDGET SUMMARY

The Recommended Budget includes a Contingency appropriation of \$13,000. This amount reflects the estimated funding available based upon FY2010/11 Third Quarter Projections.

PENDING ISSUES AND POLICY CONSIDERATIONS

There are no pending issues or policy considerations at this time.

**9123-Contingencies-Survey Monument Preservation Bill Emlen, Dir. of Resource Mgmt.
Other Protection**

| MAJOR ACCOUNTS CLASSIFICATIONS | 2009/10 ACTUALS | 2010/11 ADOPTED BUDGET | 2011/12 CAO RECOMMENDED | FROM ADOPTED TO RECOMMENDED | PERCENT CHANGE |
|---|----------------------------|---------------------------------------|--|--|---------------------------|
| APPROPRIATIONS: | | | | | |
| Contingencies | 0 | 11,536 | 941 | (10,595) | (92%) |
| TOTAL APPROPRIATIONS | 0 | 11,536 | 941 | (10,595) | (92%) |

DEPARTMENTAL PURPOSE

This budget unit is utilized by Resource Management's Survey Monument Operating Budget (1950) to accommodate any financing needs that may arise during the year.

DEPARTMENT BUDGET SUMMARY

The Recommended Budget includes a Contingency appropriation of \$941. This amount reflects the estimated funding available based upon FY2010/11 Third Quarter Projections.

PENDING ISSUES AND POLICY CONSIDERATIONS

There are no pending issues or policy considerations at this time.

| MAJOR ACCOUNTS CLASSIFICATIONS | 2009/10 ACTUALS | 2010/11 ADOPTED BUDGET | 2011/12 CAO RECOMMENDED | FROM ADOPTED TO RECOMMENDED | PERCENT CHANGE |
|--------------------------------|-----------------|------------------------|-------------------------|-----------------------------|----------------|
| APPROPRIATIONS: | | | | | |
| Contingencies | 0 | 1,021,790 | 1,032,421 | 10,631 | 1% |
| TOTAL APPROPRIATIONS | 0 | 1,021,790 | 1,032,421 | 10,631 | 1% |

DEPARTMENTAL PURPOSE

This budget unit is utilized by the District Attorney (DA) to accommodate any financing needs that may arise in the DA's Consumer Fraud Operating Budget (9502) during the year.

DEPARTMENT BUDGET SUMMARY

The Recommended Budget includes a Contingency appropriation of \$1,032,421. This amount reflects the estimated funding available based upon FY2010/11 Third Quarter Projections.

PENDING ISSUES AND POLICY CONSIDERATIONS

There are no pending issues or policy considerations at this time.

| MAJOR ACCOUNTS CLASSIFICATIONS | 2009/10 ACTUALS | 2010/11 ADOPTED BUDGET | 2011/12 CAO RECOMMENDED | FROM ADOPTED TO RECOMMENDED | PERCENT CHANGE |
|---|----------------------------|---------------------------------------|--|--|---------------------------|
| APPROPRIATIONS: | | | | | |
| Contingencies | 0 | 416,670 | 363,568 | (53,102) | (13%) |
| TOTAL APPROPRIATIONS | 0 | 416,670 | 363,568 | (53,102) | (13%) |

DEPARTMENTAL PURPOSE

This budget unit is utilized by the Sheriff’s Civil Processing Unit to accommodate any financing needs that may arise during the fiscal year.

DEPARTMENT BUDGET SUMMARY

The Recommended Budget includes a Contingency appropriation of \$363,568. This amount reflects the estimated funding available based on FY2010/11 Third Quarter Projections.

PENDING ISSUES AND POLICY CONSIDERATIONS

There are no pending issues or policy considerations.

| MAJOR ACCOUNTS CLASSIFICATIONS | 2009/10 ACTUALS | 2010/11 ADOPTED BUDGET | 2011/12 CAO RECOMMENDED | FROM ADOPTED TO RECOMMENDED | PERCENT CHANGE |
|--------------------------------|-----------------|------------------------|-------------------------|-----------------------------|----------------|
| APPROPRIATIONS: | | | | | |
| Contingencies | 0 | 152,108 | 168,574 | 16,466 | 11% |
| TOTAL APPROPRIATIONS | 0 | 152,108 | 168,574 | 16,466 | 11% |

DEPARTMENTAL PURPOSE

This budget unit is utilized by the Sheriff’s Asset Seizure Unit to accommodate any financing needs that may arise during the fiscal year.

DEPARTMENT BUDGET SUMMARY

The Recommended Budget includes a Contingency appropriation of \$168,574. This amount reflects the estimated funding available based on FY2010/11 Third Quarter Projections.

PENDING ISSUES AND POLICY CONSIDERATIONS

There are no pending issues or policy considerations.

| MAJOR ACCOUNTS CLASSIFICATIONS | 2009/10 ACTUALS | 2010/11 ADOPTED BUDGET | 2011/12 CAO RECOMMENDED | FROM ADOPTED TO RECOMMENDED | PERCENT CHANGE |
|---------------------------------------|------------------------|-------------------------------|--------------------------------|------------------------------------|-----------------------|
| APPROPRIATIONS: | | | | | |
| Contingencies | 0 | 358,448 | 474,095 | 115,647 | 32% |
| TOTAL APPROPRIATIONS | 0 | 358,448 | 474,095 | 115,647 | 32% |

DEPARTMENTAL PURPOSE

This budget unit is utilized by the Sheriff's OES Division to accommodate any financing needs that may arise during the fiscal year.

DEPARTMENT BUDGET SUMMARY

The Recommended Budget includes a Contingency appropriation of \$474,095. This amount reflects the estimated funding available based on FY2010/11 Third Quarter Projections.

PENDING ISSUES AND POLICY CONSIDERATIONS

There are no pending issues or policy considerations.

| MAJOR ACCOUNTS CLASSIFICATIONS | 2009/10 ACTUALS | 2010/11 ADOPTED BUDGET | 2011/12 CAO RECOMMENDED | FROM ADOPTED TO RECOMMENDED | PERCENT CHANGE |
|--------------------------------|-----------------|------------------------|-------------------------|-----------------------------|----------------|
| APPROPRIATIONS: | | | | | |
| Contingencies | 0 | 1,019,838 | 401,412 | (618,426) | (61%) |
| TOTAL APPROPRIATIONS | 0 | 1,019,838 | 401,412 | (618,426) | (61%) |

DEPARTMENTAL PURPOSE

This budget unit is utilized by the Sheriff’s Office to accommodate any unforeseen needs that may arise during the fiscal year.

DEPARTMENT BUDGET SUMMARY

The Recommended Budget includes a Contingency appropriation of \$401,412. This amount reflects the estimated funding available based on FY2010/11 Third Quarter Projections.

PENDING ISSUES AND POLICY CONSIDERATIONS

There are no pending issues or policy considerations.

| MAJOR ACCOUNTS CLASSIFICATIONS | 2009/10 ACTUALS | 2010/11 ADOPTED BUDGET | 2011/12 CAO RECOMMENDED | FROM ADOPTED TO RECOMMENDED | PERCENT CHANGE |
|---|----------------------------|---------------------------------------|--|--|---------------------------|
| APPROPRIATIONS: | | | | | |
| Contingencies | 0 | 92,190 | 106,013 | 13,823 | 15% |
| TOTAL APPROPRIATIONS | 0 | 92,190 | 106,013 | 13,823 | 15% |

DEPARTMENTAL PURPOSE

This budget unit is utilized by the Probation Department to address any unforeseen ward welfare needs that may arise during the fiscal year.

DEPARTMENT BUDGET SUMMARY

The Recommended Budget includes a Contingency appropriation of \$106,013. This amount reflects the estimated funding available based on FY2010/11 Third Quarter Projections.

PENDING ISSUES AND POLICY CONSIDERATIONS

There are no pending issues or policy considerations.

| MAJOR ACCOUNTS CLASSIFICATIONS | 2009/10 ACTUALS | 2010/11 ADOPTED BUDGET | 2011/12 CAO RECOMMENDED | FROM ADOPTED TO RECOMMENDED | PERCENT CHANGE |
|--------------------------------|-----------------|------------------------|-------------------------|-----------------------------|----------------|
| APPROPRIATIONS: | | | | | |
| Contingencies | 0 | 470,159 | 506,518 | 36,359 | 8% |
| TOTAL APPROPRIATIONS | 0 | 470,159 | 506,518 | 36,359 | 8% |

DEPARTMENTAL PURPOSE

This budget unit is utilized by the Criminal Justice Temporary Construction Fund (Fund 263) to accommodate any financing needs that may arise during the fiscal year.

DEPARTMENT BUDGET SUMMARY

The Recommended Budget includes a Contingency appropriation of \$506,518. This amount reflects the estimated funding available based on FY2010/11 Third Quarter Projections.

PENDING ISSUES AND POLICY CONSIDERATIONS

There are no pending issues or policy considerations.

**9120-Contingencies-Crthse Temp Const Fund Michael J. Lango, Dir. of General Services
Justice**

| MAJOR ACCOUNTS CLASSIFICATIONS | 2009/10 ACTUALS | 2010/11 ADOPTED BUDGET | 2011/12 CAO RECOMMENDED | FROM ADOPTED TO RECOMMENDED | PERCENT CHANGE |
|---------------------------------------|------------------------|-------------------------------|--------------------------------|------------------------------------|-----------------------|
| APPROPRIATIONS: | | | | | |
| Contingencies | 0 | 812,580 | 662,171 | (150,409) | (19%) |
| TOTAL APPROPRIATIONS | 0 | 812,580 | 662,171 | (150,409) | (19%) |

DEPARTMENTAL PURPOSE

This budget unit is utilized by the Courthouse Temporary Construction Fund (Fund 264) to accommodate any financing needs that may arise during the year.

DEPARTMENT BUDGET SUMMARY

The Recommended Budget includes a Contingency appropriation of \$662,171. This amount reflects the estimated funding available based upon the FY2010/11 Third Quarter Projections.

PENDING ISSUES AND POLICY CONSIDERATIONS

There are no pending issues or policy considerations at this time.

| MAJOR ACCOUNTS CLASSIFICATIONS | 2009/10 ACTUALS | 2010/11 ADOPTED BUDGET | 2011/12 CAO RECOMMENDED | FROM ADOPTED TO RECOMMENDED | PERCENT CHANGE |
|---------------------------------------|------------------------|-------------------------------|--------------------------------|------------------------------------|-----------------------|
| APPROPRIATIONS: | | | | | |
| Contingencies | 0 | 506,403 | 217,416 | (288,987) | (57%) |
| TOTAL APPROPRIATIONS | 0 | 506,403 | 217,416 | (288,987) | (57%) |

DEPARTMENTAL PURPOSE

This budget unit is utilized by the Fish and Wildlife Propagation Fund (Fund 012) to accommodate any financing needs that may arise during the fiscal year. Funds from this contingency account must be utilized for either Fish and Wildlife propagation or the Suisun Marsh Wildlife area.

DEPARTMENT BUDGET SUMMARY

The Recommended Budget includes a Contingency appropriation of \$217,416. This amount reflects the estimated funding available based upon FY2010/11 Third Quarter Projections.

PENDING ISSUES AND POLICY CONSIDERATIONS

There are no pending issues or policy considerations at this time.

| MAJOR ACCOUNTS CLASSIFICATIONS | 2009/10 ACTUALS | 2010/11 ADOPTED BUDGET | 2011/12 CAO RECOMMENDED | FROM ADOPTED TO RECOMMENDED | PERCENT CHANGE |
|---|----------------------------|---------------------------------------|--|--|---------------------------|
| APPROPRIATIONS: | | | | | |
| Contingencies | 0 | 211,079 | 278,450 | 67,371 | 32% |
| TOTAL APPROPRIATIONS | 0 | 211,079 | 278,450 | 67,371 | 32% |

DEPARTMENTAL PURPOSE

This budget unit is utilized by the Home Investment Program to accommodate any needs that may arise during the year.

DEPARTMENT BUDGET SUMMARY

The Recommended Budget includes a Contingency appropriation of \$278,450. This amount reflects the estimated funding available based upon FY2010/11 Third Quarter Projections.

PENDING ISSUES AND POLICY CONSIDERATIONS

There are no pending issues or policy considerations at this time.

| MAJOR ACCOUNTS CLASSIFICATIONS | 2009/10 ACTUALS | 2010/11 ADOPTED BUDGET | 2011/12 CAO RECOMMENDED | FROM ADOPTED TO RECOMMENDED | PERCENT CHANGE |
|--------------------------------|-----------------|------------------------|-------------------------|-----------------------------|----------------|
| APPROPRIATIONS: | | | | | |
| Contingencies | 0 | 951,789 | 1,074,616 | 122,827 | 13% |
| TOTAL APPROPRIATIONS | 0 | 951,789 | 1,074,616 | 122,827 | 13% |

DEPARTMENTAL PURPOSE

This budget unit is utilized by the Homeacres Loan Program (BU 8220) to accommodate any needs that may arise during the fiscal year.

DEPARTMENT BUDGET SUMMARY

The Recommended Budget includes a Contingency appropriation of \$1,074,616. This amount reflects the estimated funding available based upon FY2010/11 Third Quarter Projections.

PENDING ISSUES AND POLICY CONSIDERATIONS

There are no pending issues or policy considerations at this time.

| MAJOR ACCOUNTS CLASSIFICATIONS | 2009/10 ACTUALS | 2010/11 ADOPTED BUDGET | 2011/12 CAO RECOMMENDED | FROM ADOPTED TO RECOMMENDED | PERCENT CHANGE |
|---|----------------------------|---------------------------------------|--|--|---------------------------|
| APPROPRIATIONS: | | | | | |
| Contingencies | 0 | 5,856,950 | 5,637,979 | (218,971) | (4%) |
| TOTAL APPROPRIATIONS | 0 | 5,856,950 | 5,637,979 | (218,971) | (4%) |

DEPARTMENTAL PURPOSE

This budget unit is utilized by the Recorder to accommodate any financing needs that may arise during the fiscal year. The funds are segregated by purpose and can only be used specifically for the intent they were collected: Micrographics, Social Security Number truncation, and Recorder's System Modernization.

DEPARTMENT BUDGET SUMMARY

The Recommended Budget includes a Contingency appropriation of \$5,637,979. This amount reflects the estimated funding available based upon FY2010/11 Third Quarter Projections.

PENDING ISSUES AND POLICY CONSIDERATIONS

There are no pending issues or policy considerations at this time.

| MAJOR ACCOUNTS CLASSIFICATIONS | 2009/10 ACTUALS | 2010/11 ADOPTED BUDGET | 2011/12 CAO RECOMMENDED | FROM ADOPTED TO RECOMMENDED | PERCENT CHANGE |
|--------------------------------|-----------------|------------------------|-------------------------|-----------------------------|----------------|
| APPROPRIATIONS: | | | | | |
| Contingencies | 0 | 185,777 | 23,713 | (162,064) | (87%) |
| TOTAL APPROPRIATIONS | 0 | 185,777 | 23,713 | (162,064) | (87%) |

DEPARTMENTAL PURPOSE

This budget unit is utilized by Resource Management’s Public Works to accommodate any needs that may arise during the fiscal year.

DEPARTMENT BUDGET SUMMARY

The Recommended Budget includes a Contingency appropriation of \$23,713. This amount reflects the estimated funding available based upon FY2010/11 Third Quarter Projections.

PENDING ISSUES AND POLICY CONSIDERATIONS

There are no pending issues or policy considerations at this time.

| MAJOR ACCOUNTS CLASSIFICATIONS | 2009/10 ACTUALS | 2010/11 ADOPTED BUDGET | 2011/12 CAO RECOMMENDED | FROM ADOPTED TO RECOMMENDED | PERCENT CHANGE |
|---|----------------------------|---------------------------------------|--|--|---------------------------|
| APPROPRIATIONS: | | | | | |
| Contingencies | 0 | 53,423 | 53,423 | 0 | 0% |
| TOTAL APPROPRIATIONS | 0 | 53,423 | 53,423 | 0 | 0% |

DEPARTMENTAL PURPOSE

This budget unit is utilized by H&SS to accommodate any financing needs related to Tobacco Prevention and Education that may arise during the fiscal year.

DEPARTMENT BUDGET SUMMARY

The Recommended Budget includes a Contingency appropriation of \$53,423. This amount reflects the estimated funding available based upon FY2010/11 Third Quarter Projections.

PENDING ISSUES AND POLICY CONSIDERATIONS

There are no pending issues or policy considerations at this time.

| MAJOR ACCOUNTS CLASSIFICATIONS | 2009/10 ACTUALS | 2010/11 ADOPTED BUDGET | 2011/12 CAO RECOMMENDED | FROM ADOPTED TO RECOMMENDED | PERCENT CHANGE |
|--------------------------------|-----------------|------------------------|-------------------------|-----------------------------|----------------|
| APPROPRIATIONS: | | | | | |
| Contingencies | 0 | 1,507,379 | 1,653,525 | 146,146 | 10% |
| TOTAL APPROPRIATIONS | 0 | 1,507,379 | 1,653,525 | 146,146 | 10% |

DEPARTMENTAL PURPOSE

This budget unit is utilized by the Library (BU 6300) to accommodate any financing needs that may arise during the fiscal year.

DEPARTMENT BUDGET SUMMARY

The Recommended Budget includes a Contingency appropriation of \$1,653,525. This amount reflects the estimated funding available based upon FY2010/11 Third Quarter Projections.

PENDING ISSUES AND POLICY CONSIDERATIONS

There are no pending issues or policy considerations at this time.

| MAJOR ACCOUNTS CLASSIFICATIONS | 2009/10 ACTUALS | 2010/11 ADOPTED BUDGET | 2011/12 CAO RECOMMENDED | FROM ADOPTED TO RECOMMENDED | PERCENT CHANGE |
|---|----------------------------|---------------------------------------|--|--|---------------------------|
| APPROPRIATIONS: | | | | | |
| Contingencies | 0 | 136,790 | 136,790 | 0 | 0% |
| TOTAL APPROPRIATIONS | 0 | 136,790 | 136,790 | 0 | 0% |

DEPARTMENTAL PURPOSE

This budget unit is utilized by the Library Zone 1 to accommodate any financing needs that may arise during the fiscal year.

DEPARTMENT BUDGET SUMMARY

The Recommended Budget includes a Contingency appropriation of \$136,790. This amount reflects the estimated funding available based upon FY2010/11 Third Quarter Projections.

PENDING ISSUES AND POLICY CONSIDERATIONS

There are no pending issues or policy considerations at this time.

| MAJOR ACCOUNTS CLASSIFICATIONS | 2009/10 ACTUALS | 2010/11 ADOPTED BUDGET | 2011/12 CAO RECOMMENDED | FROM ADOPTED TO RECOMMENDED | PERCENT CHANGE |
|--------------------------------|-----------------|------------------------|-------------------------|-----------------------------|----------------|
| APPROPRIATIONS: | | | | | |
| Contingencies | 0 | 7,345 | 7,345 | 0 | 0% |
| TOTAL APPROPRIATIONS | 0 | 7,345 | 7,345 | 0 | 0% |

DEPARTMENTAL PURPOSE

This budget unit is utilized by the Library Zone 2 to accommodate any financing needs that may arise during the fiscal year.

DEPARTMENT BUDGET SUMMARY

The Recommended Budget includes a Contingency appropriation of \$7,345. This amount reflects the estimated funding available based upon FY2010/11 Third Quarter Projections.

PENDING ISSUES AND POLICY CONSIDERATIONS

There are no pending issues or policy considerations at this time.

| MAJOR ACCOUNTS CLASSIFICATIONS | 2009/10 ACTUALS | 2010/11 ADOPTED BUDGET | 2011/12 CAO RECOMMENDED | FROM ADOPTED TO RECOMMENDED | PERCENT CHANGE |
|---|----------------------------|---------------------------------------|--|--|---------------------------|
| APPROPRIATIONS: | | | | | |
| Contingencies | 0 | 5,777 | 5,777 | 0 | 0% |
| TOTAL APPROPRIATIONS | 0 | 5,777 | 5,777 | 0 | 0% |

DEPARTMENTAL PURPOSE

This budget unit is utilized by the Library Zone 6 to accommodate any financing needs that may arise during the fiscal year.

DEPARTMENT BUDGET SUMMARY

The Recommended Budget includes a Contingency appropriation of \$5,777. This amount reflects the estimated funding available based upon FY2010/11 Third Quarter Projections.

PENDING ISSUES AND POLICY CONSIDERATIONS

There are no pending issues or policy considerations at this time.

| MAJOR ACCOUNTS CLASSIFICATIONS | 2009/10 ACTUALS | 2010/11 ADOPTED BUDGET | 2011/12 CAO RECOMMENDED | FROM ADOPTED TO RECOMMENDED | PERCENT CHANGE |
|--------------------------------|-----------------|------------------------|-------------------------|-----------------------------|----------------|
| APPROPRIATIONS: | | | | | |
| Contingencies | 0 | 51,718 | 51,718 | 0 | 0% |
| TOTAL APPROPRIATIONS | 0 | 51,718 | 51,718 | 0 | 0% |

DEPARTMENTAL PURPOSE

This budget unit is utilized by the Library Zone 7 to accommodate any financing needs that may arise during the fiscal year.

DEPARTMENT BUDGET SUMMARY

The Recommended Budget includes a Contingency appropriation of \$51,718. This amount reflects the estimated funding available based upon FY2010/11 Third Quarter Projections.

PENDING ISSUES AND POLICY CONSIDERATIONS

There are no pending issues or policy considerations at this time.

| MAJOR ACCOUNTS CLASSIFICATIONS | 2009/10 ACTUALS | 2010/11 ADOPTED BUDGET | 2011/12 CAO RECOMMENDED | FROM ADOPTED TO RECOMMENDED | PERCENT CHANGE |
|---|----------------------------|---------------------------------------|--|--|---------------------------|
| APPROPRIATIONS: | | | | | |
| Contingencies | 0 | 99,261 | 99,261 | 0 | 0% |
| TOTAL APPROPRIATIONS | 0 | 99,261 | 99,261 | 0 | 0% |

DEPARTMENTAL PURPOSE

This budget unit is utilized by the Library (budget unit 6300) to accommodate any financing needs that may arise during the fiscal year.

DEPARTMENT BUDGET SUMMARY

The Recommended Budget includes a Contingency appropriation of \$99,261. This amount reflects the estimated funding available based upon FY2010/11 Third Quarter Projections.

PENDING ISSUES AND POLICY CONSIDERATIONS

There are no pending issues or policy considerations at this time.

DISTRICT PURPOSE

The East Vallejo Fire Protection District (EVFPD) was established for the purpose of disbursing special assessment revenues collected within the District's jurisdiction to the City of Vallejo through a contract for fire protection services to its citizens.

| Budget Summary: | |
|--|---------|
| FY2010/11 Third Quarter Projection: | 385,421 |
| FY2011/12 Recommended: | 390,269 |
| County General Fund Contribution: | 0 |
| Percent County General Fund Supported: | 0.0% |
| Total Employees (FTEs): | 0.0 |

FUNCTION AND RESPONSIBILITIES

The EVFPD's jurisdiction is Southeast Vallejo, an unincorporated area of the County, surrounded by the City of Vallejo. This budget unit receives property taxes from this area for the payment of fire protection services. The Board of Supervisors serve as the District's Board of Directors and the District is administered through the County Administrator's Office.

SIGNIFICANT CHALLENGES AND ACCOMPLISHMENTS

None.

WORKLOAD INDICATORS

None.

DEPARTMENTAL BUDGET SUMMARY

The Recommended Budget for the EVFPD of \$390,269 represents decreases of \$3,956 or 1.0% in revenues and \$3,466 or 0.9% in expenditures when compared to its FY2010/11 Adopted Budget.

The decrease in revenues is the result of a reduction in projected tax revenue for the next fiscal year and is offset by \$19,519 from Reserves.

Contracted Services with the City of Vallejo Fire Department is budgeted at \$376,919 and is based on anticipated property tax revenues less \$8,350 in administrative support costs. If there is available Fund Balance at end-of-year, the Department requests the Auditor increase the Department's appropriations for Contracted Services by the amount of the available ending Fund Balance.

DEPARTMENT COMMENTS

None.

| SUMMARY BY SOURCE | 2009/10 ACTUALS | 2010/11 ADOPTED BUDGET | 2011/12 CAO RECOMMENDED | FROM ADOPTED TO RECOMMENDED | PERCENT CHANGE |
|-------------------------------------|----------------------------|---------------------------------------|--|--|---------------------------|
| 134 - EAST VJO FIRE DISTRICT | | | | | |
| Taxes | 432,885 | 390,882 | 366,300 | (24,582) | (6%) |
| Revenue From Use of Money/Prop | 1,506 | 550 | 180 | (370) | (67%) |
| Intergovernmental Rev State | 4,762 | 2,303 | 4,270 | 1,967 | 85% |
| From Reserve | 0 | 490 | 19,519 | 19,029 | 3883% |
| TOTAL FINANCING AVAILABLE | 439,153 | 394,225 | 390,269 | (3,956) | (1%) |
| Services and Supplies | 439,139 | 393,235 | 384,919 | (8,316) | (2%) |
| Other Charges | 3,820 | 500 | 5,350 | 4,850 | 970% |
| TOTAL FINANCING REQUIREMENTS | 442,959 | 393,735 | 390,269 | (3,466) | (1%) |

SUMMARY OF SIGNIFICANT ADJUSTMENTS

None.

SUMMARY OF POSITION CHANGES

The EVFPD has no employees and contracts out for fire protection services.

PENDING ISSUES AND POLICY CONSIDERATIONS

The County has an agreement with the City of Vallejo to provide fire protection services to the East Vallejo Fire Protection District. The City has declared bankruptcy and continues having financial difficulties. However, at this time the County doesn't anticipate significant changes in the current service level provided by the City to the District.

In addition, due to ongoing budget cuts throughout the county, fire agencies are beginning discussions on consolidating communications and services.

DISTRICT PURPOSE

The Consolidated County Service Area (CCSA) provides street lighting in the unincorporated areas of Solano County.

| Budget Summary: | |
|--|---------|
| FY2010/11 Third Quarter Projection: | 75,100 |
| FY2011/12 Recommended: | 212,761 |
| County General Fund Contribution: | 0 |
| Percent County General Fund Supported: | 0.0% |
| Total Employees (FTEs): | 0 |

FUNCTION AND RESPONSIBILITIES

The Consolidated County Service Area budget funds the operation and maintenance of existing streetlights, including the cost of electricity, as well as the installation of new street lights. This budget is entirely funded through property taxes.

SIGNIFICANT CHALLENGES AND ACCOMPLISHMENTS

Installed two new street lights, and assumed the operation and maintenance responsibility for 28 new street lights installed as a part of transportation improvement projects constructed on Cordelia Road and Suisun Parkway.

WORKLOAD INDICATORS

Operated and maintained 552 street lights, and installed two new street lights.

DEPARTMENTAL BUDGET SUMMARY

The recommended budget for the Consolidated County Service Area represents a decrease of \$5,577 or 6% in revenues and increase of \$104,106 or 96%, expenditures of compared to FY2010/11 Adopted Budget. The difference between expenditures and revenues will be funded from Reserves.

| SUMMARY BY SOURCE | 2009/10 ACTUALS | 2010/11 ADOPTED BUDGET | 2011/12 CAO RECOMMENDED | FROM ADOPTED TO RECOMMENDED | PERCENT CHANGE |
|---|----------------------------|---------------------------------------|--|--|---------------------------|
| 046 - COUNTY CONSOLIDATED SVC AREA | | | | | |
| Taxes | 94,012 | 87,617 | 84,450 | (3,167) | (4%) |
| Revenue From Use of Money/Prop | 6,881 | 6,500 | 4,300 | (2,200) | (34%) |
| Intergovernmental Rev State | 1,026 | 1,010 | 800 | (210) | (21%) |
| TOTAL FINANCING AVAILABLE | 101,919 | 95,127 | 89,550 | (5,577) | (6%) |
| Services and Supplies | 46,492 | 85,600 | 195,600 | 110,000 | 129% |
| Other Charges | 12,023 | 15,388 | 17,151 | 1,763 | 11% |
| Contingencies and Reserves | 0 | 7,657 | 0 | (7,657) | (100%) |
| TOTAL FINANCING REQUIREMENTS | 58,515 | 108,645 | 212,751 | 104,106 | 96% |

SUMMARY OF SIGNIFICANT ADJUSTMENTS

Expenses for this budget have increased, as a result of initiating the replacement of 19 wooden street light poles with metal street light poles in the Green Valley area, in addition to installing 22 new street lights throughout the unincorporated area. Revenues are expected to decrease slightly due to a small decrease in property taxes received.

SUMMARY OF POSITION CHANGES

The Consolidated County Service Area has no employees. Administration of the budget is performed by Public Works Engineering employees, while the installation and maintenance of the street lights is done by PG&E or private contractors.

DEPARTMENTAL PURPOSE

The Workforce Investment Board of Solano County, Inc. (WIB) is a private nonprofit, 501(c) (3) organization serving as the administrator/operator of primarily federally-funded workforce development grants and programs. The WIB's Board of Directors is appointed by the County Board of Supervisors and acts as the federally mandated, business-led "Workforce Investment Board" to oversee U.S. Department of Labor (DOL) Workforce Investment Act (WIA) grants and programs.

| Budget Summary: | |
|--|-----------|
| FY2010/11 Third Quarter Projection: | 7,029,655 |
| FY2011/12 Recommended: | 4,799,473 |
| County General Fund Contribution: | 0 |
| Percent County General Fund Supported: | 0.0% |
| Total Employees (FTEs): | 0.0 |

FUNCTION AND RESPONSIBILITIES

The WIB links employers with potential employees to improve the quality, competitiveness and productivity of the local workforce. The WIB Board serves employers and jobseekers.

Services are provided through: (a) the Solano Employment Connection (SEC), the County's One-Stop Career Center System (a 22-member collaborative of education, training and employment entities, over which the WIB has oversight responsibilities); and (b) a number of DOL block grants serving adult, dislocated workers and youth jobseekers. A menu of services is offered to jobseekers and to businesses.

SIGNIFICANT CHALLENGES AND ACCOMPLISHMENTS

The WIB faces the following major challenges for the upcoming year.

- A potential, major reduction in federal funding based on Congressional actions to reign in domestic spending. This could severely reduce WIB's ability to maintain the full range of services at the One-Stop Career Center operations located in Vallejo and Fairfield and serve many: a) adult jobseekers, dislocated workers and youth with intensive services; and b) employers.
- Demand for services are outstripping available resources, even at current funding levels. The numbers of unemployed job seekers seeking One-Stop and WIB intensive services continues to rise given prevailing economic conditions.
- The WIB is assigned the task of "up-skilling and re-skilling the workforce, in anticipation of the economic rebound" per the U.S. Department of Labor's expectations. This is proving especially hard to undertake when jobseekers do their best to look for work or to undertake training in a new career field, only to find few job opportunities to pursue.
- Employers continue to express deep-seated concern over the qualifications and preparedness of job seekers to fill increasingly more demanding jobs. The current "labor surplus" market is masking an underlying problem. A longer-term more comprehensive effort is needed to provide workers with a solid educational foundation, specific job-related (or "hard") skills, and much-needed work readiness (or "soft") skills.

WORKLOAD INDICATORS

The work of the WIB is guided by three major measurement systems, as follows:

- The federal WIA system has a nine-part set of "Common Measures" for the basic Adult, Dislocated Worker and Youth programs. The WIB seeks to either "exceed" (at 100% plus of plan) or "meet" (at between 80% and 99% of plan) these annual standards.
- Each special grant has its own performance outcomes that includes overall enrollment numbers, planned outcomes, and expected expenditure plans. Again, the WIB seeks to meet or exceed each of these standards for each grant.
- The WIB has an internal, multi-factorial consideration process to assess staff's overall performance taking the above-cited statistical outcome in mind, plus certain subjective considerations.

DEPARTMENTAL BUDGET SUMMARY

WIB's budget of \$4,799,473 represents decreases of \$2,039,159 or 29.8% in revenues and \$2,081,087 or 30.2% in expenditures when compared to its FY2010/11 Adopted Budget.

Factors contributing to revenue reductions include decreases in WIA Formula Grants for the Adult, Youth, Dislocated Worker, Rapid Response and Administration funds and WIA program funding. These are the traditional base WIA grant allotments for local WIBs, and have been estimated at the FY2008/09 level, a 24.5% decrease from FY2010/11. These amounts are subject to change, and as needed, will be amended in future financial reports.

The Recommended Budget includes the following funds for specific programs/projects:

- \$136,481 in unspent funds from a three-year Veterans grant of \$1 million awarded in 2009. The award was divided into two installments of \$500,000 with the last one for the period July 2010 through December 2011.
- \$172,640 in New Start funding from the California Department of Corrections and Rehabilitation for two program services: a) services provided to Solano County parolees in the Solano Employment Connection One-Stop Career Center in collaboration with the Parole Department; and b) the WIB pre-release work readiness workshops provided to inmates in the Vacaville State Prison.
- \$317,352, which is the remaining balance of a \$466,352 total grant received, to serve the 130 workers who were laid-off at the O'Reilly Auto Parts (formerly Kragen/CSK) in Dixon this past November/December. The WIB will provide needed job services to the laid-off workers, such as skill assessments, case management, job development services, retraining, and assistance with job search. The goal is to transition job seekers into available and emerging occupations in health care, clean or green energy-related industries, truck driving, and general office employment. The remaining funds are projected to be expended during the period July 2011 through December 2011.
- \$189,985 in projected remaining funding for On-the-Job-Training, a program designed to find employment slots for job seekers who can benefit from some additional vocational training in the workplace. The program reimburses employers for partial costs of the trainee's wages to compensate the employer for the extraordinary cost of additional training.
- \$109,570 in remaining unspent funds for the NUMMI Plant Closure project, which is operated in collaboration with other Bay Area WIBs whose communities have also been impacted by the plant closure. The funding will be used to serve the workers who reside in Solano County and were dislocated by the plant closure. There may be additional funds available in FY2011/12 to provide services to workers if continuing need is determined.

Adjustments in expenditures include:

- \$888,008 decrease in Salaries and Benefits due to staffing reductions.
- \$39,702 decrease in Services and Supplies, primarily due to anticipated operational changes and program downsizing.
- \$1,153,377 decrease in Other Charges, primarily due to reductions in overall direct client expenditures such as, job training, work experience wages, transportation and child care, which are decreased to correspond to the estimated grant funding and to the expected numbers of job seekers and trainees to be served. Changes include:
 - \$130,324 increase for On-the-Job-Training due to the remaining available funding.
 - \$26,685 increase for Software Maintenance and Support for an overdue upgrade of Microsoft Office software.
 - \$127,400 decrease in Training Classes as several vocational training classes at the Solano Community College in diverse Advanced Manufacturing and Water Treatment ended by November 2010. These classes were funded entirely with the American Recovery and Reinvestment Act of 2009 (ARRA) allotment. However, \$60,000 in Formula WIA Youth funds is budgeted to provide tutoring services to youth.
 - \$390,500 decrease in Work Experience due to the declining numbers to be served in summer youth work experience. This program, which served over 400 in summer 2009 and 141 in summer 2010 with ARRA funds, will serve approximately 60 in summer 2011 with \$175,00 in non-ARRA Formula WIA Youth funds. This program provides work experience to local, low-income youth at non-profits and public agencies during the summer months. The program goal is to promote the attainment of work readiness skills by the youth. If additional funding is received, the number of youth served will be increased.

DEPARTMENT COMMENTS

The WIB's budget is based on the best estimates of grant funding that will be awarded for FY2011/12. The uncertainty of funding levels is high for the upcoming year as the final federal budget for federal program year 2011 is unknown. The appropriation in that budget will fund FY2011/12 starting July 2011.

In addition to the projection of known available new federal funding, this budget includes the projection of unspent funds remaining on June 30, 2011, and available for expenditure in FY2011/12.

The number of WIA clients served has changed over the years, from a total of 536 in FY2008/09, to 1,380 in FY2009/10, to 1,317 in FY2010/11, and to a projected 890 in FY2011/12. All program service levels and activities are based on the grant funding awarded to the WIB. Services provided are adjusted to satisfy the program goals and to efficiently utilize the available funding for each grant.

The number of job seekers served in the Solano Employment Connection One-Stop Career Centers has averaged about 10,000 per year with 75,000 visits made to the Centers. A sustainable level of service in FY2011/12 will be determined when the federal budget is finalized.

It is almost certain that future recalculations will need to be made for both revenue and expenditure line-items.

The WIB does not request General Fund support from the County. The WIB submits a plan and budget to the State of California on behalf of the County. The State then allocates Federal money to the WIB through the County. The WIB may also receive funding through the regional collaborative, North Bay Employment Connection, and through awarded service contracts.

| DETAIL BY REVENUE CATEGORY AND APPROPRIATION CATEGORY | 2009/10 ACTUALS | 2010/11 ADOPTED BUDGET | 2011/12 CAO RECOMMENDED | FROM ADOPTED TO RECOMMENDED | PERCENT CHANGE |
|--|----------------------------|---------------------------------------|--|--|---------------------------|
| REVENUES | | | | | |
| Revenue From Use of Money/Prop | 2,238 | 0 | 0 | 0 | 0% |
| Intergovernmental Rev Federal | 7,530,979 | 6,838,632 | 4,799,473 | (2,039,159) | (30%) |
| Intergovernmental Rev Other | (15,780) | 0 | 0 | 0 | 0% |
| Misc Revenue | 7,294 | 0 | 0 | 0 | 0% |
| TOTAL REVENUES | 7,524,731 | 6,838,632 | 4,799,473 | (2,039,159) | (30%) |
| APPROPRIATIONS | | | | | |
| Salaries and Employee Benefits | 4,114,347 | 3,648,568 | 2,760,560 | (888,008) | (24%) |
| Services and Supplies | 1,021,989 | 980,541 | 940,839 | (39,702) | (4%) |
| Other Charges | 2,378,238 | 2,251,451 | 1,098,074 | (1,153,377) | (51%) |
| F/A Equipment | 5,473 | 0 | 0 | 0 | 0% |
| TOTAL APPROPRIATIONS | 7,520,047 | 6,880,560 | 4,799,473 | (2,081,087) | (30%) |
| NET CHANGE | (4,684) | 41,928 | 0 | (41,928) | (100%) |

SUMMARY OF SIGNIFICANT ADJUSTMENTS

While Congress and the President continue debating on efforts to balance the annual federal budget and reduce the federal debt levels, WIA funding remains at risk. The WIB's FY2011/12 Recommended Budget includes a 24.5% reduction in WIA Formula Grant funding, the end of ARRA economic stimulus funding and a decrease in discretionary grant funding.

For several years, the WIB through the North Bay Employment Connection - Disability Navigator has received funding for projects to enhance services to the disability community in Solano County through the Solano Employment Connection One-Stop Career Center. The current project ends in June 2011 and it is expected there will be no future funding awards.

Likewise, the North Bay Employment Connection - CA Clean Energy funds will be fully expended as of June 2011.

SUMMARY OF POSITION CHANGES

No position changes are planned at this time for the WIB. Should there be a reduction in federal funding for the WIB, some downsizing will be needed. The size of such a reduction can only be established and accounted for once the size of any budget

reduction is known. Any needed downsizing of WIB staff personnel would be handled in accordance with established WIB personnel policies/procedures and the WIB's separate Collective Bargaining Agreement with the local SEIU 1021 chapter.

PENDING ISSUES AND POLICY CONSIDERATIONS

There are two major federal initiatives which may affect the future status and activities of the WIB, as follows.

- As noted above, the Congress and President are now debating efforts to balance the annual federal budget and reduce the federal debt levels. Part of this effort includes proposals that range from complete elimination of the federal WIA program funding (beginning July 1, 2011) through what may be a 5% reduction in WIA funding. This lays open a lot of uncertainty and a wide range of possible options for the future.
- Congressional authorizing committees are taking up WIA Reauthorization legislation, which would provide a continued longer-term life for the program. This effort has been undertaken a number of times across the last six years, only to be stalled (often for reasons unrelated to the value given the program by its Congressional supporters and the President). Leaders in the House and Senate report that Reauthorization is a priority for this Congressional session.

These two initiatives are obviously at odds with one another – again causing much uncertainty about the future of the WIA program and the WIB's operation in Solano County

While the WIB is not directly funded through any State legislation or budgeting measures, the agency's operation may be indirectly impacted by the loss of State funding for many of the local partner agencies which support the One-Stop Career Center operation. The loss of such support would place an added burden upon the WIB to sustain the work of this system.

DEPARTMENTAL PURPOSE

Solano County Fair Association (SCFA) is a 501(c)3 nonprofit organization established in 1946 to conduct the annual Solano County Fair and to oversee the day-to-day operations of the County's fairgrounds property. The SCFA strives to provide a year-round regional destination point by presenting first-class, multi-use entertainment and recreation facilities that support the County Fair and provide an economic and quality of life asset to the greater Solano County community.

| | |
|--|-----------|
| Budget Summary: | |
| CY2011: | 3,236,100 |
| County General Fund Contribution: | 0 |
| Percent County General Fund Supported: | 0% |
| Total Employees (FTEs): | 25.5 |

FUNCTION AND RESPONSIBILITIES

SCFA operates under a contract with the County of Solano as a self-supporting enterprise fund. The vast majority of its revenues are generated by the operations of the fairgrounds. The County uses license fees generated by the California horse racing industry to offset the cost of providing staff services to the SCFA. Other non-operating revenues include interest income and contributions from the State Division of Fairs and Exhibitions.

In June 2009, the County Board of Supervisors in cooperation with the City of Vallejo initiated the visioning effort known as Solano360. The County, the City of Vallejo and the SCFA are working together to redevelop the fairgrounds property and create a Fair of the Future. For more details on this ongoing effort, refer to Budget Unit 1815 in the Capital Projects section.

SIGNIFICANT CHALLENGES AND ACCOMPLISHMENTS

For the first time in over 60 years, the 2010 Solano County Fair did not include live horse racing. As a result of this change in program, lengthy negotiations ensued regarding replacement revenue for ceasing live racing. In addition, the nearby California State Fair changed its dates into the traditional SCFA's traditional mid-July dates. These two factors combined to force the SCFA to select alternative dates in late June. The SCFA had shorter time to plan the fair, increased competition from neighboring fairs, and had to rebrand the Solano County Fair and Fairgrounds, as much of its previous brand/identity was tied to horse racing.

Economic conditions greatly affected all aspects of leisure, recreation and advertising industries. In turn, this affected virtually all activities of the SCFA, which relies on discretionary spending. In spite of significant challenges, reduced revenue and reduction of staff, SCFA reduced its operating deficit by 74% compared to 2009.

The 2010 Fair represented a new beginning as new programs were introduced including the County & Cities Expo and the Filipino Pavilion, greater emphasis was placed on local participation, and the Fair took on a new look and feel as the new brand was introduced, the main entrance into the Fairgrounds was improved and enhanced, the main gate was relocated, and many attractions and venues within the Fair were rearranged. Comments solicited as part of the "People's Choice" ballot for the County & Cities exhibits indicate that guests noticed, appreciated, liked, and enjoyed the changes and value the Fair as an important part of life in Solano County.

The 8th Annual Youth Ag Day saw a 32% increase in attendance by Solano County third graders. A collaborative effort of the Solano County Fair and agricultural related businesses, organizations, farmers, ranchers and other individuals, this fun and educational event is free to all third grade classes in Solano County and features a wide variety of rotational learning stations and displays. Activities are designed to give children the opportunity to learn about food and fiber production from new perspectives, with a particular emphasis on the agricultural wealth of Solano County.

The Solano County Fairgrounds hosted over 200 event days, not counting the Fair, Ag Day, or year-round operation of the Joe Mortara Golf Course, the Solano Race Place (satellite wagering facility which was also re-branded in 2010), or the Horizon Pre-School. These events provided a wide range of entertainment and recreational opportunities to resident of Solano County and attracted many visitors to the area.

WORKLOAD INDICATORS

- 207 revenue generating event days in 2010, including both SCFA-produced and year-round events (does not include revenue generating move-in/move-out days).
- 35,120 people attend the 2010 Solano County Fair
- Approximately 2,300 participated in the 2010 Youth Ag Day
- 44,507 attendees at the Solano Race Place in 2010.
- 19,979 rounds of golf at the Joe Mortara Golf Course in 2010

DEPARTMENTAL BUDGET SUMMARY

The SCFA budget is based on a calendar year and submitted annually to the State of California Division of Fairs and Expositions. The Board of Supervisors approved the SCFA 2011 budget on November 2, 2010.

The SCFA 2011 Budget of \$3,403,020 represents an overall decrease of \$188,020, or 5.5%, in revenues and \$249,935, or 6.8%, in expenditures when compared to the 2010 Adopted Budget. After accounting for capital expenses of \$174,000, the SCFA is projecting a net loss of \$166,920. The County Fair has a Reserve that will be used to cover operating losses while it continues to address the budget shortfall. The revenue estimates included in this budget are \$10,000 less than the amount SCFA used in its adopted budget due to lower expectations (based on revenues actually received) on the potential .33 revenues the County receives related to the satellite wagering facility, which the County uses to offset the cost of providing support services to the SCFA.

DEPARTMENT COMMENTS

The Solano County Fair Association faces major challenges in 2011. Increasing revenue in a continuing slow economic time, particularly with respect to discretionary spending, continues to be a significant challenge. Maintaining the current level of activities while creatively attracting new events, activities and revenue, represents an even greater challenge as the SCFA goes forward with less staff and less resources. Particularly in light of the likely loss of State funding and the uncertainty of replacement revenue for live horse racing in 2012, SCFA is even more mindful than ever of the need to generate a positive cash flow and build strong reserves.

The dates of 2011 Solano County Fair have changed again to August 3-7, from its June dates in 2010. This change was anticipated when the 2010 dates were chosen, as the 2010 dates were a necessary half-step to what SCFA intends to make its "permanent" place on the calendar, the first weekend of August. These are far more desirable dates. The SCFA will continue its efforts to reinvent, rebrand, and reposition the Fair in the local and regional market.

Maintaining and improving existing aging facilities with limited resources continues to challenge most fairgrounds in the United States, including the Solano County Fairgrounds. Until such time that new facilities are built, SCFA must continue to maximize its limited resources for needed deferred maintenance and capital improvements, while aggressively and creatively seeking and seizing new revenue opportunities.

| DETAIL BY REVENUE CATEGORY AND APPROPRIATION CATEGORY | 2009 ACTUALS | 2010 ADOPTED BUDGET | 2011 CAO RECOMMENDED | FROM ADOPTED TO RECOMMENDED | PERCENT CHANGE |
|--|-------------------------|------------------------------------|-------------------------------------|--|---------------------------|
| REVENUES | | | | | |
| Revenue From Use of Money/Prop | 160,988 | 1,191,500 | 1,316,900 | 125,400 | 11% |
| Intergovernmental Rev State | 532,905 | 80,000 | 107,500 | 27,500 | 34% |
| Charges For Services | 0 | 1,777,800 | 1,518,000 | (259,800) | (15%) |
| Misc Revenue | 45,275 | 375,000 | 293,700 | (81,300) | (22%) |
| TOTAL REVENUES | 739,168 | 3,424,300 | 3,236,100 | (188,200) | (5%) |
| APPROPRIATIONS | | | | | |
| Salaries and Employee Benefits | 0 | 1,553,910 | 1,594,170 | 40,260 | 3% |
| Services and Supplies | 32,915 | 1,840,245 | 1,634,850 | (205,395) | (11%) |
| F/A Equipment | 0 | 258,800 | 174,000 | (84,800) | (33%) |
| TOTAL APPROPRIATIONS | 32,915 | 3,652,955 | 3,403,020 | (249,935) | (7%) |
| NET GAIN(LOSS) | 706,253 | (228,655) | (166,920) | 61,735 | (27%) |

SUMMARY OF SIGNIFICANT ADJUSTMENTS

- In November 2010, the SCFA ended the contract with the Vallejo Golf Club, which reduced the cost of operating the Joe Mortara Golf Course to a break-even operation.
- Anticipated revenues from the five-day fair operations have been adjusted downward by \$45,900 to reflect more conservative estimates from reduced attendance and the SCFA's continued efforts at rebranding the county fair without live horse racing, which ended in 2009.
- Revenues from the use of fairground facilities for non-fair events is projected to increase by \$118,500, primarily as a result of the addition of a new event in 2011 called Earthdance, the flagship live event of a three-day worldwide celebration for world peace and unity. The increasing of year-round parking fees to \$7 per vehicle account for \$55,000 of the revenue increase.

SUMMARY OF POSITION CHANGES

- A total of 4.5 FTEs were eliminated during 2010. The 2011 budget includes the addition of a 0.75 FTE program manager to enhance the Youth Ag Day event and the annual county fair program.
- Day-to-day operations at the Fairgrounds are accomplished with 11 full-time and 29 part-time employees. This is augmented by 30 intermittent part-time employees for events and approximately 130 seasonal employees for the Fair.

PENDING ISSUES AND POLICY CONSIDERATIONS

The proposal by the Governor to eliminate \$32 million in funding for fairs across the state would reduce non-operational revenues by \$107,500 in calendar year 2012. If this proposal is enacted, the SCFA will have to make operational changes to avoid operating losses.

The SCFA projects 2011 will end with a small net profit of \$17,080 before depreciation and make a \$3,080 contribution to its Unrestricted Reserve, which currently stands at \$652,228. Continued operating losses are a concern and are heightened by the potential loss of State funding.

Glossary of Budget Terms and Acronyms Appendix

AAB – Assessment Appeals Board.

AB – Assembly Bill.

AB 233 – Known as the Lockyer-Isenberg Trial Court Funding Act of 1997, this omnibus bill transferred the responsibility for local trial courts from the counties to the State, established maintenance of effort payments by the counties to the State based on 1995/96 expenditures, and established two task forces to advise the Legislature regarding future responsibility for trial court employees and facilities.

ABAG – Association of Bay Area Governments.

ACCOUNT – A classification of expenditure or revenue. Example: "Office Expense" is an account in "Services and Supplies."

ACCOUNTS PAYABLE – A short-term liability reflecting amounts owed private persons or organizations for goods or services received.

ACCOUNTS RECEIVABLE – An asset account reflecting amounts due from private persons or organizations for goods and services provided (excluding amounts due from other funds or other governments).

ACCRUAL BASIS – The basis of accounting under which transactions are recognized when they occur, regardless of the timing of related cash flows.

ACCRUED EXPENSES – Expenses incurred but not paid.

ACCRUED REVENUE – Revenues earned but not received.

ACO – Accumulated Capital Outlay.

ACTIVITY – A specific line of work performed to accomplish a function for which a governmental unit is responsible. Example: "Protective Inspection" is an activity performed in the "Public Protection" function.

AD VALOREM TAX – A tax based on value (i.e., a property tax).

ADA – Americans with Disabilities Act.

ADMINISTRATIVE OVERHEAD – Refers to costs allocated to County departments under the Countywide Cost Allocation Plan to cover central administrative and overhead expenditures.

ADOPTED BUDGET – Approved legal spending plan for a fiscal year. By statute, the Board of Supervisors must approve an Adopted Budget by October 2nd each year.

AGENCY FUND – A fund used to account for assets held by a government as an agent for individuals, private organizations or other governments, and/or other funds.

AOC – Administrative Office of the Courts (Judicial Counsel).

APPROPRIATION – A legal authorization granted by the Board of Supervisors to make expenditures and to incur obligations for specific purposes. An appropriation expires at the end of the fiscal year.

ARRA – American Reinvestment and Recovery Act.

ASSESSED VALUATION – A valuation set upon real estate or other property by the County or State Board of Equalization as a basis for levying taxes.

AUTHORIZED POSITIONS – Positions included in the County's salary resolution and for which funding may or may not be provided in the budget.

BALANCE SHEET – The financial statement disclosing the assets, liabilities and fund equity or net assets of an entity at a specified date in conformity with Generally Accepted Accounting Principles (GAAP).

BASIS OF ACCOUNTING – A term used to refer to when revenues, expenditures, expenses, and transfers—and the related assets and liabilities—are recognized in the accounts and reported in the financial statements. Specifically, it relates to the timing of the measurements made, regardless of the nature of the measurement, on either the modified accrual or the accrual basis.

BCDC – Bay Conservation and Development Commission.

BOC – (State) Board of Corrections.

BOE – (State) Board of Equalization.

BOS – Board of Supervisors.

BUDGET – A plan of financial operation embodying an estimate of proposed expenditures for a given period and the proposed means of financing them. A budget usually is a financial plan for a single fiscal year.

BUDGET UNIT – The classification of the budget expenditure requirements into appropriate, identified or organizational units deemed necessary or desirable for control and information related to a particular financial operation or program.

BUDGETARY CONTROL – The control or management of a government or enterprise in accordance with an approved budget to keep expenditures within the limitations of available appropriations and available revenues.

BUDGETED POSITIONS – The number of full-time equivalent positions to be funded in the budget. Budgeted positions should not be confused with "authorized" positions, which are positions that may or may not be funded in the budget.

Glossary of Budget Terms and Acronyms

Appendix

CAC – County Administration Center.

Cal-MMET – California Multi-jurisdictional Methamphetamine Enforcement Team.

CAL-OSHA – California - Occupational Safety and Health Administration.

CALWIN – CalWORKS Informational Network.

CALWORKS – California Work Opportunities and Responsibility to Kids.

CAPITAL EXPENDITURES – Expenditures resulting in the acquisition of or addition to the government’s general fixed assets.

CAPITAL PROJECT FUND – A governmental fund created to account for financial resources to be used for the acquisition or construction of major capital facilities (other than those financed by proprietary funds and Trust Funds).

CASA – Court-Appointed Special Advocates.

CASH BASIS – A basis of accounting under which transactions are recognized when cash is received or disbursed.

CASH FLOW – Cash available from net collections available for expenditure payments at any given point.

CDBG – Community Development Block Grant.

CDFA – California Department of Food and Agriculture.

CENTRAL SERVICE COSTS – Central administrative and overhead costs allocated back to departments through the Administrative Overhead Cost Plan.

CEQA – California Environmental Quality Act.

CGC – California Government Code.

CGF – County General Fund

CJIS – Criminal Justice Information System.

CLETS – California Law Enforcement Telecommunications System.

CMSP – County Medical Services Program.

COLA – Cost-of-living adjustment.

CONTINGENCY – An amount of specified appropriations of a fund, appropriated for unforeseen expenditure requirements.

CONTRACTED SERVICES – Expenditures for services rendered under contract by personnel who are not on the payroll of the jurisdiction, including all related expenses covered by the contract.

COP – Certificates of Participation. Certificates issued for the financing of capital assets. COPs represent undivided interests in the rental payments under a tax-exempt lease.

COPPS – Community Oriented Policing and Problem Solving.

COPS – Community Oriented Policing Services.

COST ACCOUNTING – The method of accounting that provides for assembling and recording of all the elements of cost incurred to accomplish a purpose, to carry on an activity or operation, or to complete a unit of work or a specific job.

CPS – Child Protective Services.

CSAC – California State Association of Counties.

CSAC-EIA – California State Association of Counties – Excess Insurance Authority.

CTO – Compensatory Time Off.

CURRENT LIABILITIES – Liabilities that are payable within one year.

CURRENT RESOURCES – Resources of a governmental unit that are available to meet expenditures of the current fiscal year.

CWS – Child Welfare System.

DA – District Attorney.

DCSS – Department of Child Support Services.

DEBT SERVICE FUND – A fund established to account for the accumulation of resources for the payment of interest and principal for general long-term debt.

DEFEASANCE – The legal release of a debtor from being the primary obligor under the debt, either by the courts or by the creditor. Also referred to as a legal defeasance.

DEFERRED REVENUE – Resource inflows that do not yet meet the criteria for revenue recognition. Unearned amounts are always reported as deferred revenue. In governmental funds, earned amounts also are reported as deferred revenue until they are available to liquidate liabilities of the current period.

DEFICIT – (a) The excess of the liabilities of a fund over its assets. (b) The excess of expenditures over revenues during an accounting period or, in the case of proprietary funds, the excess of expenses over revenues during an accounting period.

DELINQUENT TAXES – Taxes remaining unpaid on and after the date on which a penalty for nonpayment is attached.

Glossary of Budget Terms and Acronyms Appendix

DESIGNATION – For government fund types, a segregation of a portion of the unreserved fund balance to indicate tentative plans for financial resource utilization in a future period, such as for general contingencies, equipment replacement, financing receivables, etc.

DOIT – Department of Information Technology.

DOJ – Department of Justice.

DUE TO OTHER AGENCIES – A short-term liability account reflecting amounts owed by the County to an outside government agency for goods or services provided.

EARMARKED FUNDS – Revenues designated by statute or Constitution for a specific purpose.

EHR – Electronic Health Record.

EIR/S – Environmental Impact Report/Statement.

EMPLOYEE BENEFITS – Amounts paid on behalf of employees by employers in addition to salary. Examples are group health or life insurance payments, contributions to employee retirement, Social Security taxes, workers' compensation, dental and vision and unemployment insurance premiums.

EMSA – Emergency Medical Services Authority.

ENCUMBRANCE – An obligation in the form of a purchase order, contract, or other commitment related to unperformed contracts for goods and services.

ENTERPRISE FUND – A fund established to account for operations financed and operated in a manner similar to private business enterprises, where the intent of the government body is that the costs of providing goods or services to the general public on a continuing basis be financed or recovered primarily through user charges. (i.e., Airport, Fouts Springs Youth Facility)

EPSDT – Early Periodic Screening Diagnosis and Treatment.

ERAF – Education Revenue Augmentation Fund established by the State of California in FY1992/93. This Fund was established to require distribution of property tax funds that were shifted from cities, special districts and the County to offset cuts in State revenues to schools.

ERI – Early Retirement Incentive.

EXPENDITURE – Decrease in net financial resources under the current financial resources measurement focus not properly classified as *other financing uses*.

EXPENSES – Outflows or other depletion of assets or incurrence of liabilities (or a combination of both) from delivering or producing goods, rendering services or carrying

out other activities that constitute the entity's ongoing major or central operations.

EXTRA HELP POSITION – A non-regular, temporary position created to meet a peak workload or other unusual work situation; can include seasonal or recurrent intermittent employment.

FEMA – Federal Emergency Management Agency.

FINAL BUDGET – Approved legal spending plan for a fiscal year. By statute, the Board of Supervisors must approve a Final Budget by October 2nd each year.

FISCAL YEAR – A twelve-month period to which the annual operating budget applies and at the end of which a government determines its financial position and the results of its operations.

FIXED ASSETS – A tangible item of a long-term character such as land, buildings, furniture, and other equipment with a unit cost in excess of \$5,000.

FTE – Full-Time Equivalent position. A full- or part-time position converted to a decimal equivalent of a full-time position based on 2,080 hours per year (a 40-hour week). For example, an extra-help laborer working for four months or 690 hours would be equivalent to 0.33 of a full-time position (FTE).

FUNCTION – A group of related activities aimed at accomplishing a major service for which a governmental unit is responsible. These designations are specified by the State Controller. Example: "Public Protection" is a function.

FUND – A fiscal and accounting entity with a self-balancing set of accounts recording cash and other financial resources, together with all related liabilities and residual equities or balances, and changes therein, which are segregated for the purpose of carrying on specific activities or attaining certain objectives in accordance with special regulations, restrictions, or limitations.

FUND BALANCE – The excess of assets of a fund over its liabilities reported in a governmental fund. A portion of this balance may be available to finance the succeeding year's budget.

FUND EQUITY – The net difference of assets over liabilities.

FUND TYPE – Any one of eleven categories into which all individual funds can be categorized. Governmental fund types include the general fund, special revenue fund, debt service funds, capital project funds and permanent funds. Proprietary fund types include enterprise funds and internal services fund. Fiduciary fund types include pension (and other employee benefit) trust funds, investment trust funds, private-purpose trust funds and agency funds.

FY – fiscal year.

Glossary of Budget Terms and Acronyms

Appendix

GA – General Assistance. Funded entirely by counties, provides cash assistance, generally to childless adults.

GAAP – Generally Accepted Accounting Principles. Uniform minimum standards and guidelines for financial accounting and reporting. These govern the form and content of the financial statement of an entity. GAAP encompass the conventions, rules and procedures necessary to define accepted accounting practice at a particular time. They include not only broad guidelines of general applications, but also detailed practices and procedures. GAAP provide a standard by which to measure financial presentations. The primary authoritative body on the application of GAAP for state and local governments is the GASB.

GANN LIMIT – Refers to the Gann Initiative (Proposition 4 on the November 1979 ballot), which imposed limits on the allowable annual appropriations of the State, schools, and most local agencies. Limit is generally prior year appropriations factored by Consumer Price Index (CPI) and population changes.

GASB – Governmental Accounting Standard Board. The authoritative accounting and financial reporting standard-setting body for government entities.

GASB 34 – The GASB issued statement No. 34 changing the framework of financial reporting for State and local governments.

GASB 54 – The GASB issued statement No. 54 to enhance how fund balance information is reported and improve its decision-usefulness.

GENERAL FUND CONTRIBUTION – A contribution from General Fund revenue to provide the match to other operating budgets.

GENERAL FUND REVENUE – Non-specific program revenues, which include such items as property taxes, sales tax, interest earnings, vehicle license fees, etc. These are revenues not specified or dedicated to a particular program, but may be allocated at the discretion of the Board of Supervisors.

GENERAL RESERVE – An equity restriction within a fund which is legally or contractually constrained for use only during the budget process or in the event of national emergency.

GIS – Geographical Information System.

H&SS – Health and Social Services.

HIPAA – Health Insurance Portability and Accountability Act.

HUD – Housing and Urban Development

IFAS – Integrated Fund Accounting System.

IHSS – In-Home Supportive Services. IHSS provides services to eligible elderly and disabled persons who are unable to remain safely in their own homes without assistance. IHSS is funded through Medi-Cal and the Social Services Block Grant (SSBG).

INTERNAL CONTROL STRUCTURE – Policies and procedures established to provide reasonable assurance that specific government objectives will be achieved.

INTERNAL SERVICE FUND – A fund used to account for the financing of goods or services provided by one department or agency to another department or agency of a government on a cost reimbursement basis. (i.e., Fleet, Data Processing, Risk Management)

JJCPA – Juvenile Justice Crime Prevention Act.

JPA – Joint Powers Authority.

LAFCo – Local Agency Formation Commission. LAFCo is a State-mandated independent entity responsible for the formation and modification of the boundaries of local agencies. The Commission is tasked to observe these basic statutory purposes: (a) the promotion of orderly development; (b) the discouragement of urban sprawl; (c) the preservation of open-space and prime agricultural lands; and (d) the extension of governmental services.

LLEBG – Local Law Enforcement Block Grant.

LT – Limited Term position. A full- or part-time position that has a specified term of employment. At the end of the term, the position is eliminated from the Position Allocation Listing.

MAA – Medi-Cal Administrative Activities

MAINTENANCE OF EFFORT (MOE) – A Federal and/or State requirement that the County provide a certain level of financial support for a program from local tax revenues. The amount of support is referred to as the Maintenance of Effort (MOE) level.

MANDATED PROGRAMS – Mandated programs are those programs and services that the County is required to provide by specific State and/or Federal law or by court order.

MATCH – Refers to a cost sharing ratio for a State or Federal program that requires a County General Fund Contribution of a certain amount or percentage to qualify.

MAY REVISE – The California Governor submits the Governor's Budget to the Legislature in January, it is revised in May/June, and the fiscal year begins July 1.

MEDI-CAL – Medi-Cal, California's Medicaid program, is a federal-state cooperative medical care financing program for low-income elderly, disabled, children and families.

Glossary of Budget Terms and Acronyms Appendix

MISOC – Management Information Services Oversight Committee.

MISSION STATEMENT – A succinct description of the scope and purpose of a County department.

MODIFIED ACCRUAL BASIS OF ACCOUNTING – Basis of accounting according to which (a) revenues are recognized in the accounting period in which they become available and measurable; and (b) expenditures are recognized in the accounting period in which the fund liability is incurred, if measurable, except for unmatured interest on general long-term debt and certain similar accrued obligations, which should be recognized when due.

Measurable, relates to the amount being determinable. Available, indicates it will be received within 90 days of the fiscal year.

MOU – Memorandum of Understanding. A legal document between the Board of Supervisors and an employee organization (union) that outlines agreements reached regarding wages, hours and working conditions for a specific group of County employees.

MSA – Master Settlement Agreement.

NEPA – National Environmental Protection Act.

NET COUNTY COST – The difference between budgeted appropriations and departmental revenues for General Fund budgets. Local tax revenues fund the difference.

OBJECT OF EXPENDITURE – A major category of appropriation. Example: "Salaries and Employee Benefits" and "Services and Supplies."

OES – Office of Emergency Services.

OFFICIAL STATEMENT – A document published by a governmental entity planning to issue bonds that provides information on the proposed bond issue, the purpose of the issue, and the means of servicing indebtedness, as well as other information about the issuer that may be helpful in evaluating credit worthiness.

OFVP – Office of Family Violence Prevention.

OPEB – Other Post-Employment Benefits.

OTHER CHARGES – A category of appropriations for payment to an agency, institution or person outside the County Government and includes principal and interest payments for debt service.

OTHER FINANCING SOURCES – A category of revenues, which include long-term debt proceeds, proceeds from the sale of general fixed assets, and operating transfers in. Such amounts are classified separately from revenues on the governmental statement of revenues, expenditures and changes in fund balance.

OTHER FINANCING USES – A category of appropriations, which include fund operating transfers out and the amount of refunding bond proceeds deposited with the escrow agent. Such amounts are classified separately from expenditures on the governmental statement of revenues, expenditures and changes in fund balance.

PARS – Public Agency Retirement Services.

PERS – Public Employees Retirement System.

PFF – Public Facilities Fees.

POB – Pension Obligation Bonds.

PROGRAM REVENUE – Revenue that is derived from and dedicated to specific program operations.

PROPOSED BUDGET – The working document for the fiscal year under discussion.

PROPOSITION 10 – Passed by the voters on November 3, 1998, this measure imposed a 50-cent per pack excise tax on cigarettes and a specified excise tax on other types of tobacco products. Revenues generated were placed in a new special fund – the Children and Families First Trust Fund – to be used to fund early childhood development programs and to offset revenue losses to Proposition 99.

PROPOSITION 12 – Passed by the voters in March 2000, gave the State authority to issue \$2.1 billion in bonds to fund watershed protection, water quality improvement, wildlife habitat conservation, preservation of open space and farmland threatened by unplanned development, and to repair and improve the safety of state and neighborhood parks.

PROPOSITION 13 – A tax limitation initiative approved by the voters in 1978. This measure provides for: (a) a one (1) percent tax limit exclusive of tax rates to repay existing voter-approved bonded indebtedness; (b) assessment restrictions establishing 1975 level values for all property with allowable increase of 2% annually and reappraisal to current value upon change in ownership and new construction; (c) a two-thirds vote requirement to increase State taxes; and (d) a two-thirds vote of the electorate for local agencies to impose "special taxes."

PROPOSITION 36 – Passed by the voters on November 7, 2000, this measure changed State law so that certain adult offenders who use or possess illegal drugs would receive drug treatment and supervision in the community, rather than being sent to prison or jail. The measure also provides State funds to counties to operate drug treatment programs.

PROPOSITION 40 – Passed by the voters in March 2002, this measure provided for a \$2.6 billion bond for natural resource conservation, parks and historical and cultural resources.

Glossary of Budget Terms and Acronyms Appendix

PROPOSITION 42 – Passed by the voters in March 2002, requires the State sales tax on gasoline (18 cents per gallon) be spent for transportation purposes only. Prop 42 contains provisions that allow the money to be diverted to other purposes under certain limited circumstances, such as State fiscal difficulties. Those provisions were tightened by Prop 1A in November 2006.

PROPOSITION 63 – Passed by the voters in November 2004, established a State personal income tax surcharge of 1% on taxpayers with annual taxable incomes of more than \$1 million. Funds resulting from the surcharge would be used to expand county mental health programs.

PROPOSITION 99 – Passed by the voters in November 1988, this measure established a 25-cent surtax per package of cigarettes and equivalent amount on all other tobacco products sold in California. Revenues provide funding for health, health education, research and other programs.

PROPOSITION 172 – Passed in November 1993. It established a one-half cent sales tax whose proceeds are used to fund eligible public safety activities.

PROPOSITION 218 – Passed by the voters in November 1996, this measure constrained local governments' ability to impose fees, assessments and taxes through the imposition or specific criteria and requirements. All new taxes, fees and assessments require a two-thirds vote.

PY – Program Year.

REAL PROPERTY – Land and the structures attached to it.

REALIGNMENT REVENUE – State revenues allocated to counties by law that are derived from statewide sales tax collections and vehicle license fees. These revenues are allocated yearly and are dedicated to County operated Health and Social Services.

RECOMMENDED BUDGET – The working document for the fiscal year under discussion.

REGULAR POSITION – Any permanent position in the County's classification system approved and funded by the Board of Supervisors.

REIMBURSEMENT – Payment received for services/supplies expended on behalf of another institution, agency or person.

RESERVE – An account used to set aside and maintain a portion of fund equity, which is legally or contractually restricted for future use or not available for expenditure.

REVENUE – Money received to finance ongoing County services. Examples are property taxes, sales taxes, fees, and State and Federal grants.

RFP – Request for Proposals.

RNVWD – Rural North Vacaville Water District.

ROV – Registrar of Voters.

RULE 810 – Refers to Rules promulgated by the Administrative Office of the Court, which defines expenditures eligible for funding local courts through the Trial Court Budget Commission.

SACPA – Substance Abuse and Crime Prevention Act of 2000.

SAFE – Sexual Assault Felony Enforcement (Team).

SALARIES AND EMPLOYEE BENEFITS – An object (category) of expenditure, which establishes all expenditures for employee-related costs.

SALARY SAVINGS – The dollar amount of salaries expected to be saved due to vacancies and turnover of employees.

SAMHSA – Substance Abuse and Mental Health Services Administration.

SB – Senate Bill.

SCHEDULE – A listing of financial data in a form and manner prescribed by the State Controller's Office.

SCHEDULE 1 – A summary of the financing sources and financing uses for all funds, including governmental-type funds (general, special revenue, capital projects, and debt service) as well as enterprise, internal service, special districts and other agencies governed by the Board of Supervisors. Independent special districts are excluded from this schedule.

SCHEDULE 2 – A summary of financing sources and financing uses of only County Governmental funds consisting of general, special revenue, capital projects, and debt service funds. Fiduciary, enterprise, internal service funds, special districts and other agencies are excluded from Schedule 2.

SCHEDULE 3 – Presents various components of actual or estimated fund balance. Encumbrances, reserves and designations are subtracted from actual or estimated total fund balance to determine the amount of fund balance that is unreserved and undesignated as of June 30 of the preceding budget year, and therefore available for budgetary requirements.

SCHEDULE 4 – Presents all amounts reserved or designated and unavailable for financing budgetary requirements in the budget year.

Glossary of Budget Terms and Acronyms Appendix

SCHEDULE 5 – Consists of two sections. The first section summarizes the additional financing sources by revenue category for the governmental funds, as defined in Chapter 6 of the “Accounting Standards and Procedures for Counties.” The second section summarizes the additional financing sources by fund within the governmental funds. The totals of the summarization by source must agree with the totals of the summarization by fund.

SCHEDULE 6 – Presents additional financing sources for each governmental fund in accordance with the Chart of Accounts as prescribed in Chapter 7 of the “Accounting Standards and Procedures for Counties.”

SCHEDULE 7 – Consists of two sections. The first section summarizes the total financing uses by function, appropriations for contingencies and provisions for new or increased reserves and designations for the governmental funds, as defined in Chapter 7 of the “Accounting Standards and Procedures for Counties.” The second section summarizes the financing uses by fund.

SCHEDULE 8 – A summary of financing uses by function, activity and budget unit for the governmental funds.

SCHEDULE 9 – Prepared to meet requirements for disclosing financing sources and uses as covered in Section 29006 of the Budget Act. All financing sources shall be classified by source, as defined in Chapter 7 of the “Accounting Standards and Procedures for Counties.” All financing uses, including both specific and contingent by object category, are presented in this schedule. A separate schedule is required for each budget unit having activity within the County’s governmental funds.

SCHEDULE 10 – Reflects all Internal Service Funds as defined in Chapter 13 of “Accounting Standards and Procedures for Counties.” The schedule meets the requirement so Government Code (GC) §29141.

SCHEDULE 11 – Reflects all Enterprise funds as defined in Chapter 13 of “Accounting Standards and Procedures for Counties.” The schedule meets the requirements of Government Code (GC) §29141.

SCHEDULE 12 – This is the counterpart of Schedule 2 of the County budget forms. The basic discussion of Schedule 2 applies to this schedule. This schedule is a summary of financing sources and financing uses of special districts whose affairs and finances are under the supervision and control of the board of Supervisors as provided in Section 29002.

SCHEDULE 13 – Discloses the various components of actual or estimated fund balance. Encumbrances, reserves and designations are subtracted from actual or estimated total fund balance to determine the amount of fund balance which is unreserved and undesignated as of June 30 of the

preceding budget year, and therefore available for budgetary requirements.

SCHEDULE 14 – Presents amounts reserved or designated and unavailable for financing budgetary requirements in the budget year.

SCHEDULE 15 – Discloses the financing sources and financing uses by object for each dependent special district and other agency whose affairs and finances are under the supervision and control of the Board of Supervisors as provided in Section 29002.

SCIPS – Solano County Integrated Property Systems. Provides information management systems and related services in a timely manner to those County departments responsible for the administration of property tax and the recording of official documents.

SCWA – Solano County Water Agency.

SDHS – State Department of Health Services.

SECURED ROLL – Assessed value of real property, such as land, buildings, secured personal property or anything permanently attached to land as determined by each County Assessor.

SECURED TAXES – Taxes levied on real properties in the County that can be “secured” by a lien on the properties.

SEMSC – Solano Emergency Medical Services Cooperative.

SERVICES AND SUPPLIES – An object (category) of expenditure that establishes expenditures for the operating expenses of County departments and programs.

SFCS – Solano Family and Children's Services. (See Proposition 10)

SOLANO EDC – Solano Economic Development Corporation.

SoINET – Solano Narcotics Enforcement Team.

SPECIAL DISTRICT – Independent unit of local government generally organized and funded through assessments to the beneficiaries of the district to perform a specific function(s) for a specific area. Examples are street lighting, waterworks and fire departments.

SPECIAL REVENUE FUND – A fund used to account for the proceeds of specific revenue sources (other than major capital projects) that are legally restricted to expenditure for specified purposes.

SUBOBJECT – A detailed description by category of expenditure and revenue type with an object; also called an “account” or “line item.” The specific names of most

Glossary of Budget Terms and Acronyms Appendix

subobjects are designated by the State (i.e., “Small Tools and Instruments”).

SUPPLEMENTAL TAX ROLL – The Supplemental Property Tax Roll is a result of legislation enacted in 1983 and requires an assessment of property when a change to the status of the property occurs, rather than once a year as was previously the case.

TANF – Temporary Assistance for Needy Families. TANF was created by the new welfare reform law to replace Aid to Families with Dependent Children (AFDC), Emergency Assistance (EA), and Job Opportunities and Basic Skills Training (JOBS). It provides a block grant to states to enable temporary assistance to needy families and creates new work requirements and time limits.

TAX LEVY – Amount of tax dollars raised by the imposition of the property tax rate on the assessed valuation.

TAX RATE – The rate per one hundred dollars applied to the assessed valuation base necessary to produce the tax levy.

TAX RELIEF SUBVENTION – Funds ordinarily paid to compensate for taxes lost because of tax relief measures, such as homeowner’s exemption.

TEA 21 – Transportation Equity Act for the 21st Century.

TEETER PLAN – A plan whereby 100% of the secured property taxes levied are apportioned to eligible agencies instead of the historical practice of apportioning 100% of taxes as they are collected.

TEMPORARY POSITION – See Extra Help.

TRAN(S) – Tax Revenue Anticipation Notes. Notes or warrants issued in anticipation of collection of taxes, usually retireable only from tax collections and frequently only from the proceeds of the tax levy whose collection they anticipate.

TRIAL COURT FUNDING – The Trial Court Funding Act of 1997 effectively separated the budgetary and administrative function of the trial courts from the County and made the State responsible for funding trial court operations. The County’s fiscal responsibility is limited to a Maintenance of Effort.

TRUST FUND – A fund used to account for assets held by a government in a trustee capacity.

UAAL – Unfunded Accrued Actuarial Liability.

UNALLOCATED REVENUES – Revenues that are for general purposes. Also known as discretionary, unrestricted or local-purpose revenues.

UNINCORPORATED AREA – The areas of the County outside city boundaries.

UNSECURED TAX – A tax on properties, such as office furniture, equipment, and boats, that are not secured by real property owned by the assessee.

USE TAX – A tax on goods purchased outside the State to prevent revenue loss from avoidance of sales taxes by means of out-of-state purchases. A use tax is also levied in order to remove inequities between purchases made within and outside the State.

VLF – Vehicle License Fees.

WIA – Workforce Investment Act.

WIB – Workforce Investment Board.

YSAQMD – Yolo-Solano Air Quality Management District.