

COUNTY OF SOLANO

FINAL BUDGET



Michael D. Johnson
County Administrator

Michael D. Johnson



William A. Eldridge
Auditor-Controller

William A. Eldridge

Acknowledgements

We would like to express our appreciation to Simona Padilla-Scholtens, Assistant Auditor-Controller; Quang Ho, Assistant CAO; Ryan Wold, Information Technology Specialist; and Dorothy Lambrecht, Office Coordinator, for their outstanding support in preparation of this document.

Fiscal Year 2004/05

Solano County Mission Statement

To provide a safe and healthy place to live, learn, work and play.

Solano County Core Values

- **Dignity:** Treat all persons with respect
- **Integrity:** Be honest, ethical and fair
- **Accountability:** Render quality public service

Solano County Board of Supervisors

Priority Issues

2003 – 2005

- Improve the Lives of Children
- Improve the Health of Those who Live and Work Here
- Maintain a Safe Community Free from Violence
- Promote and Protect Agriculture
- Support Responsible Land Use
- Invest in the Future

COUNTY OF SOLANO

FINAL BUDGET

Solano County Board of Supervisors



John Silva
Chairman
District 2



Barbara Kondylis
Vice Chair
District 1



Duane Kromm
District 3



John M. Vasquez
District 4



Ruth Forney
District 5

Fiscal Year 2004/05

Table of Contents and Index

TABLE OF CONTENTS

ORGANIZATIONAL CHART	1
DEPARTMENT HEAD LISTING	2
BUDGET CONSTRUCTION & LEGAL REQUIRE	3
GLOSSARY OF BUDGET TERMS & ACRONYMS	13
GENERAL BUDGET INFORMATION	23
POSITION ALLOCATION LIST	49
SUMMARY BUDGET SCHEDULES	71

INDEX

GENERAL GOVERNMENT & SUPPORT SERVICES

1000 Board of Supervisors	119
1100 Administration	120
1101 General Revenue	121
1103 Employee Development & Recognition	122
1117 General Services	136
1150 Assessor/Recorder	123
1200 Auditor-Controller	124
1300 Tax Collector/County Clerk	125
1350 Treasurer	126
1400 County Counsel	127
1500 Human Resources	128
1550 Registrar of Voters	129
1642 Property Management	130
1700 Capital Projects	132
1750 Promotion	135
1760 Public Facilities Fees	133
1810 Government Center Complex Project	134
1903 General Expenditures	137
1904 Surveyor/Engineer	138
1905 Countywide Cost Allocation Plan (A-87 Offset) ..	139
1906 General Fund – Other	140
1950 Survey Monument	141
3001 General Services Special Revenue Fund	131

PUBLIC PROTECTION

1510 Housing Authority of Solano County	170
2005 Law Library	144
2380 SE Vallejo Redevelopment Sett	171
2400 Grand Jury	145
2480 District Attorney Family Support	146
2540 Mentally Ill Offender	156
2560 Sheriff OES	157
2830 Ag Commissioner/Weights & Measurers	168
2850 Animal Care Services	169
2902 Coroner and Public Administration	172
2903 Fish/Wildlife Propagation	173
2909 Recorder	174
2910 Environmental Management	175
2930 LAFCO	176

2940 Public Guardian	177
3200 Criminal Justice Consortium	158
3250 CAL-MMET	159
3440 LLEBG	160
3490 Sub Abuse & Crime Prev-Prop 36	147
4000 Recorder/Micrographics	178
4050 Sheriff Special Revenue Fund	161
4100 DA Asset Forfeiture	148
4110 Civil Processing Fees	162
4120 Sheriff Asset Seizure	163
4130 CJ Facilities Temporary Construction Fund	165
4140 Courthouse Temporary Construction Fund	166
4200 Courts Vehicle Code Automation Fund	149
6500 District Attorney	150
6530 Public Defender	151
6540 Public Defender – Conflict	152
6550 Sheriff	164
6650 Probation	167
6730 Other Public Defense	153
6800 California Medical Facility Cases	154
6820 Drug Court	155
8012 Juvenile Hall Project	143
8220 Home Acres Loan Program	179

PUBLIC WAYS & FACILITIES

3010 Transportation	181
3020 Public Works Improvement	182

HEALTH AND PUBLIC ASSISTANCE

1520 In Home Support Services – Public Auth.	183
1530 Children & Families First	184
2000 Tobacco Securitization	185
2390 Tobacco Settlement	186
5460 Indigent Burial	207
5500 Office of Family Violence Prevention	201
5800 Veterans Services	208
7200 Workforce Investment Board	209
7501 Administration Division	202
7550 Public Guardian	187
7560 Substance Abuse Division	188
7580 Family Health Services	189
7598 Mental Health MGD Care Services	190
7599 Medical Services	191
7600 Child Welfare Services Division	203
7640 Older & Disabled Adults	204
7650 Eligibility Services Division	205
7690 In-Home Support Services PA	192
7700 Mental Health Division	193
7800 Public Health Division	194
7900 Assistance Programs	206
7930 Rural Health Services 00/01	195

Table of Contents and Index

7935	Rural Health Services 01/02	196
7940	Rural Health Services 02/03	197
7945	Rural Health Services 03/04.....	198
7950	Tobacco Prevention and Education.....	200
7960	Rural Health Services 04/05.....	199

EDUCATION

2280	Library – Special Revenue.....	211
6150	Library Zone 1	212
6166	Library Zone 6	213
6167	Library Zone 7	214
6180	Library Zone 2	215
6200	Cooperative Extension	217
6300	Library	216

RECREATION

7000	Parks and Recreation.....	219
7160	Vallejo Vets Building.....	220

DEBT SERVICE

8000	Solano County Debt Service Fund.....	221
8006	2004 Pension Obligation Bonds.....	222
8009	Central Solano Financing H&SS Building	223
8010	Solano County Building Corp. – Debt Service	224
8013	Courts Expansion/ACMS DSF	225
8015	Jail Reroof/HVAC Retrofit	226
8032	2002 Certificates of Participation.....	227
8033	2001 Refunding COP.....	228
8034	H&SS Admin/Refinance – SPHF	229

INTERNAL SERVICE & ENTERPRISE FUNDS

011	Communications	231
031	Fouts Springs	237
034	Fleet Management.....	232
047	Airport.....	238
060	Risk Management	233
310	Special Aviation.....	239
370	Management Information Systems (MIS).....	234
372	Solano Integrated Property System (SCIPS).....	235
404	Reprographics	236

SOLANO COUNTY FAIR

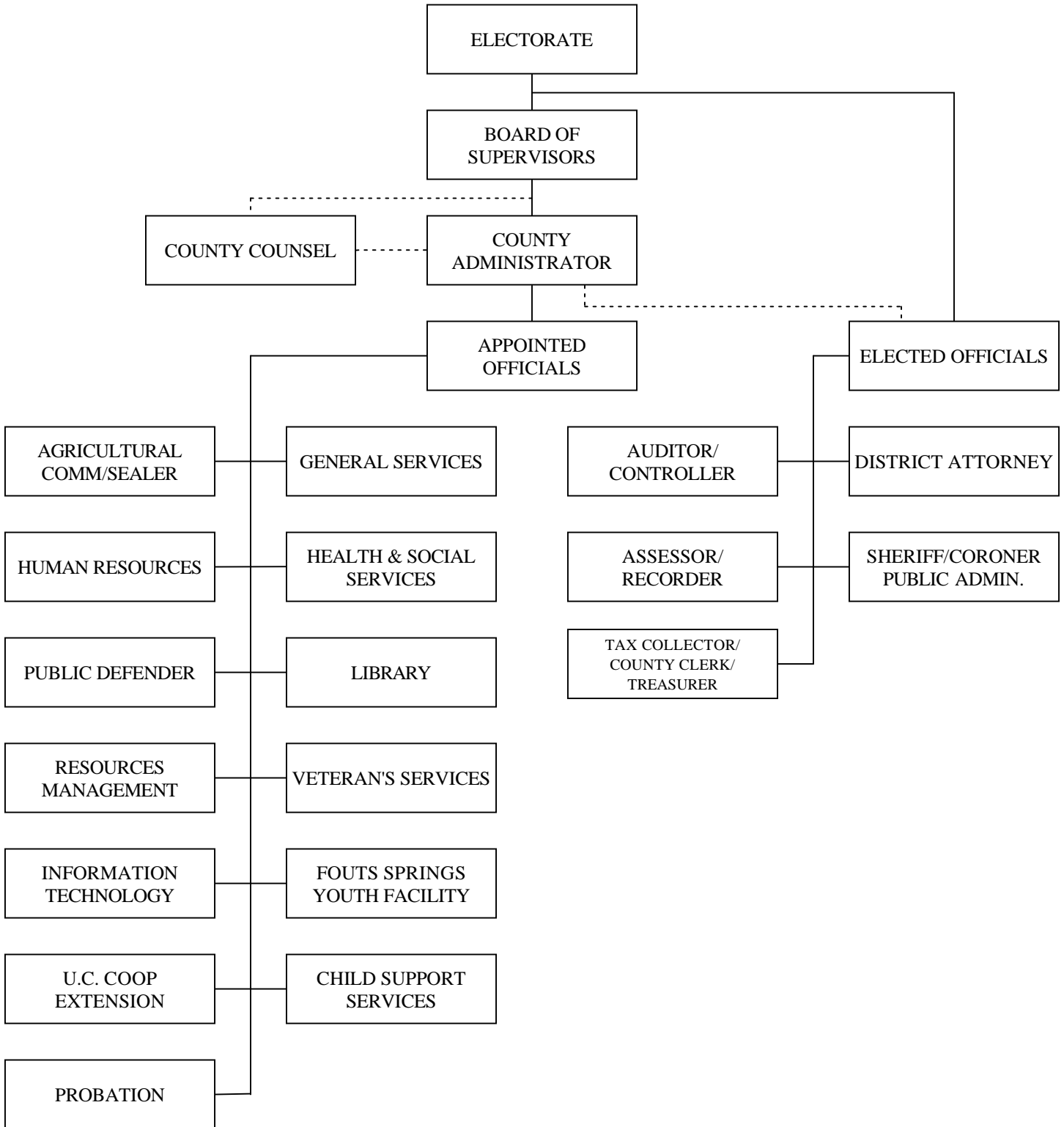
235	Solano County Fair	241
-----	--------------------------	-----

SPECIAL DISTRICTS

041	County Service Area S4	246
042	County Service Area S5	248
043	County Service Area S6	250
045	County Service Area S8	252
046	County Service Area	254
134	East Vallejo Fire District.....	256
154	Elmira Street Lighting District	258
155	Green Valley Lighting District.....	260
156	Benicia Road Lighting District.....	262
157	Sandy Beach Lighting District	264
160	Rural N. Vacaville Water District	266
164	RNVWD Debt Service Fund.....	268

County of Solano

Organizational Chart





SOLANO COUNTY DEPARTMENT HEAD LISTING

Ag Commissioner/Sealer of Weights & Measures	Susan Cohen	421-7465
Assessor/Recorder	Skip Thomson	421-6200
Auditor-Controller	William A. Eldridge	421-6280
Chief Information Officer (CIO)	Ira Rosenthal	421-6340
Cooperative Extension	Lawrence Clement	421-6790
County Administrator	Michael D. Johnson	421-6100
County Counsel	Dennis Bunting	421-6140
Department of Child Support Services	Dennis Covell	421-7210
District Attorney	David W. Paulson	421-6800
Fouts Springs Youth Facility	Brian L. Cooley	(530) 963-3101
General Services	Veronica Ferguson	421-7900
Health & Social Services	Patrick Duterte	784-8400
Human Resources/Risk Management	Yolanda Irigon	421-6170
Library	Ann Cousineau	421-6510
Probation	Gemma Grossi	421-7600
Public Defender/Conflict Public Defender	Jeffrey E. Thoma	421-6700
Resources Management	Birgitta Corsello	421-6765
Sheriff/Coroner	Gary Stanton	421-7030
Treasurer-Tax Collector-County Clerk	Charles Lomeli	421-6295
Veteran Services	William Reardon	421-6590
Workforce Investment Board (WIB)	Robert L. Bloom	864-3370

Budget Construction & Legal Requirements

Purpose

This section of the Budget document sets forth the Government Code Sections and administrative directives, as issued by the Office of the State Controller, pertaining to the form and content of the Annual County Budget. It describes the format of the Solano County Budget document and includes County ordinances and specific policies adopted relating to the County Budget.

Legal Basis

The Government Code specifies the content of the budget, budget adoption procedures and dates by which actions must be taken. (Government Code 29000-29144)

Forms

The budget document must be on such forms as are prescribed by the State Controller and consultation with the Committee on County Accounting Procedures. (Government Code 29005)

Permission to Deviate

A County may add to the information required, or show it in more detail, providing the financial information and the classifications or items required to be included in the budget are clearly and completely set forth. Any change proposed by a county in the arrangement of the information required on the forms shall be subject to review and approval by the State Controller.

Funds and Accounts

Fund and account titles to be used by counties in the preparation of the budget are those contained in the publication, Accounting Standards and Procedures for Counties, issued by the State Controller. Special districts required to be included in the budget document must use fund and account

titles contained in the publication, Uniform Accounting System of Special Districts.

Basis of Accounting

The general operating group of funds (governmental fund type) are budgeted and accounted for utilizing the modified accrual basis of accounting. This group of funds is summarized on Schedule 1 of the budget document.

Internal service and enterprise funds are budgeted and accounted for utilizing the full accrual basis of accounting.

The basis of accounting utilized in this budget document is required by directive of the State Controller and Governmental Generally Accepted Accounting Principles (GAAP) and prescribed by pronouncements of the Governmental Accounting Standards Board (GASB).

Legal Duties and Deadlines

State Controller (Government Code 29005)

- To promulgate budget rules, regulations and classification and to prescribe forms.

Supervisors (Government Code 29061, 29063, 29064, 29065, 29066, 29080, 29081, 29088, 29100, 29101)

- To hold hearings on budget estimates prepared by officials.
- To make revisions, reductions and additions to estimates.
- To formally approve the tabulations, as revised, as the Proposed Budget.
- To make the Proposed Budget available to the general public.

Budget Construction & Legal Requirements

- To publish notice that the budget is available and to announce and conduct public hearings, as prescribed by law.
- To adopt the Final Budget by resolution for County and Special Districts.
- To adopt tax rates.
- To levy taxes.

All County Officials (Government Code 29040)

- To submit itemized estimates of available financing, financing requirements, and any other matter required by the Board on or before June 10th of each year.

Auditor or Administrative Officer as Designated by Board (Government Code 29040, 29042, 29045, 29060, 29062, 29065.5)

- To receive budget estimates from officials.
- To prescribe and supply budget work sheets.
- To submit budget estimates when official responsible has not done so.
- To prepare tabulation of estimates.
- To submit tabulation to the Board.
- To file alternate procedure for the Proposed Budget.

Auditor (Government Code 29043, 29044, 29083, 29103, 29109, 29093, 29124)

- To furnish financial statements or data to responsible officials.
- To attend public hearings on Proposed Budget and furnish any financial statements and data required.

- To revise the Proposed Budget to reflect changes made by the Board.
- To calculate tax rates.
- To forward statement of all County tax rates, assessed valuations and amount of taxes levied and allocated to the State Controller.
- To file copy of the Final Budget with the Office of the State Controller.
- To approve all payments in accordance with the Adopted Final Budget.

Budget Goals and Objectives

The County Budget sets forth the foundation for major Board policy actions and provides a fiscal “road map” for the direction of County government to follow, now and in the future. As such, the County Budget represents the single most important document that is prepared, reviewed and approved on an annual basis.

The intent of the Budget document is to:

- Provide a document in a format that is user friendly and readable in order to give the public a clear understanding about County government operations and funding. The County Statistical Profile gives the reader a comprehensive profile of the County.
- Provide specific goals and objectives, which can be used on an annual basis, to judge the progress of County Departments and operations in fulfilling their departmental goals and objectives as well as the County’s overall mission.
- Provide the Board and the public with a clear understanding of revenues and expenditures in the areas of Public Safety and Health & Social Services.

Budget Construction & Legal Requirements

While many improvements have been incorporated into the process and the presentation of the Budget over the last several years, we have maintained the basic principles, goals and objectives of Solano County as the underlying foundation for the Budget. These include:

- The Budget must be balanced so estimated revenues equal appropriations.
- Wherever possible, the Budget should be balanced with ongoing and known revenue sources equaling ongoing and reasonably expected expenditures.
- To the extent possible, one-time money should not be used for ongoing operations.
- Service levels should be maintained at the highest level, within funding constraints.
- Prudent Contingencies and Reserves should be increased in good years to guard against future uncertainties.
- Discretionary revenues should be maximized to allow the Board options for the funding of beneficial local programs and services.
- Accuracy and accountability in estimating and monitoring both revenues and expenditures throughout the fiscal year.
- The Budget should, wherever possible, anticipate and make provisions for uncertain funding for County operated programs.

In reference to the stated goals and objectives above, there are several policy guidelines that were followed and maintained in developing this Budget:

- Proposition 172 funds have been allocated to maximize public safety benefits.
- Realignment revenues have been allocated to

Health & Social Services.

- Continue to increase General Fund Contingencies and Reserves, whenever possible, to safeguard from future uncertainties.

Budget Policies of the Board of Supervisors

In addition to the legally required duties, there are certain actions to implement the budget process, which the Supervisors may take.

- Changing the arrangement of information on budget forms, upon approval of the State Controller. (Government Code 29005)
- Designation of data, in addition to available financing and financing requirements included in departmental estimates. (Government Code 29006)
- Selection of method of presenting supporting data for salaries and wages appropriations. (Government Code 29007)
- Designation of Auditor or Administrative Officer to receive budget estimates. (Government Code 29040, 29042)
- Designation of Auditor or Administrative Officer to submit estimates in event of nonperformance by responsible official. (Government Code 29045)
- Designation of Administrative Officer to prepare budget tabulation on prescribed forms. (Government Code 29061)
- Designation of Administrative Officer to hold hearings and recommend changes in tabulation. (Government Code 29062)
- Adoption of alternate Proposed Budget Procedures. (Government Code 29065.5)

Budget Construction & Legal Requirements

- Authorization of additional appropriation controls and designation of official to administer controls. (Government Code 29090).
- Approval of new positions and fixed assets prior to Final Budget adoption. (Government Code 29124)
- Designation of official to approve transfers and revisions of appropriations within a budget unit. (Government Code 29125)
- Approval of budgetary adjustments. (Government Code 29125, 29126, 29126.1, 29127, 29130)
- Designation of official to whom Auditor shall submit statements showing conditions of budget appropriations and estimated available financing. (Government Code 29131)

Adopted Budget Policy

The FY2004/05 Budget Hearings were held Monday, June 28, 2004.

The Board of Supervisors has designated the County Administrator as the official responsible to carry out all County budgetary responsibilities not specifically reserved to the Board of Supervisors, Auditor or State Controller.

Chapter 2. Administration of the Solano County Ordinances provides additional information on established County policies. Sections 2-40 through 2-47 specifically address the duties of the County Administrator. Section 2-45 delineates the County Administrator's role in budgetary matters. These duties include:

- Develop budget instructions and policies, revenue estimates, and departmental budget targets to guide departments in budget preparations.
- Recommend to the Board of Supervisors an

annual County operating budget based on revenue projections, budget targets and proposed goals, objectives, work programs and projects developed by the various departments.

- Recommend to the Board of Supervisors a capital budget based upon long-range plans for acquiring, constructing or improving buildings, roads, and other County facilities.
- Recommend to the Board on the acquisition and disposition of real property, except for County roads, easements, and rights-of-way which shall be the responsibility of the Director of Transportation.
- Establish a control system or systems to insure the various County departments and other agencies under the jurisdiction of the Board of Supervisors are operating within their respective budgets.
- Recommend requests to the Board for unforeseen and unbudgeted expenditures.
- Approve fund transfers and budget revisions within appropriations.
- Recommend to the Board fund transfer requests requiring Board action under state law.
- Establish policies for acquiring additional or replacement of fixed assets.
- Keep the Board informed of the financial status of the County and of other matters of major significance which affect the County.

Budget Construction & Legal Requirements

Budget and Fiscal Policies Adopted for FY 2004/05

Budget Policy

1. General Fund Emphasis: Budgets should be prepared with a goal that the FY2004/05 Net County Cost or General Fund Contribution to programs will not exceed the FY2003/04 level, pending the outcome of actual Year End Fund balance. Wherever possible, reductions in General Fund Contribution or Net County Cost should be sought. On a selective basis, increases in General Fund Contribution or Net County Cost may be proposed, consistent with the Board's priorities and if necessary to maintain existing staffing levels.
2. Use of Tobacco Master Settlement Agreement (MSA) funds: If necessary, the Requested Budget could include the use of MSA dollars to fund existing County health programs, freeing up General Fund dollars for other priorities. Involve the MSA Advisory committee to consider the impacts on the County budget and the MSA process.
3. Contributions to Outside Organizations: The Requested Budget should not include contributions to outside organizations, such as the State Courts.
4. Prepare Resource Reduction Scenarios: In addition to the Requested Budget, each department should prepare and submit Resource Reduction Scenarios that reflect 10% and 20% reduction in County Cost or General Fund Contribution to the Department. Each Resource Reduction Scenario should to the extent possible, honor Board priorities, and minimize service level impacts and clearly describe what those service level impacts will be. If necessary, these scenarios will be used to propose reduction or elimination of funding for programs in accordance with the Board's priorities.
5. Maximize the Board's Discretion: Wherever legally possible, revenues are to be treated as discretionary resources, rather than as dedicated to a particular program or service. The goal is to give the Board as much flexibility as possible in allocating resources to local priorities. To the extent allowed by law, transfer funding responsibility for existing programs or activities, to appropriate dedicated funding sources. This will free up scarce discretionary resources to fund Board priorities.
6. Pursuit of New Revenues: Pursue additional revenue sources, to the fullest extent possible for all services, as well as total cost identification (including indirect costs) for fee setting purposes. To the extent possible, any new revenue sources for programs receiving General Fund support should be used to offset the cost of existing staff and programs, rather than funding new staff or programs.
7. Discretionary Programs: Do not propose new discretionary programs unless the programs are fully funded in FY2004/05 and continue to do so in future years.
8. Pursue Operational Efficiencies: Explore reducing expenditures and maximizing revenues through consolidation of functions and streamlining of County operations.
9. County Share: If funding is reduced, there should be no increased County share for programs funded primarily from non-General Fund sources, unless increased County share is mandated or the program is a high priority for the Board of Supervisors and the amounts involved are reasonable in light of the County's fiscal situation.

Budget Construction & Legal Requirements

General Fund Reserve Policy

On February 6, 2001, the Board adopted a policy creating General Fund reserves equal to 5% of the County's total budget, excluding intra fund transfers.

The following will guide how reserves should be used:

1. Use the General Fund reserve to phase into fiscal distress periods gradually, focusing on maintaining PlanSolanoCounty priorities.
2. To the extent possible, use the General Fund reserve as the last resort to balance the County Budget.
3. Keep a minimum of \$10 million in the General Fund reserve at all times. To the extent possible, the spending down of General Fund reserve should not exceed \$4 million a year.

Resource Reduction Strategy

In the event reductions in resources in any fiscal year require actions to balance the Budget, the County will be guided by the following:

A) General Philosophy

1. To the extent possible, across-the-board reductions in expenditures will be avoided. Reductions will be made on a case-by-case basis. The emphasis will be on conserving General Fund discretionary resources to finance high priority programs, as set forth in PlanSolanoCounty (adopted by the Board in August 2001 and re-confirmed in the April 2003 Board Goal-setting workshop), and as may be further defined by the Board. If necessary, funding for lower priority programs will be reduced or eliminated to

ensure that expenditures remain in balance with resources.

2. The County administers a number of costly State programs that are heavily funded by State and Federal dollars. Compared to the State and Federal governments, the County has only limited ability to raise revenues. Recognizing that, in the event of a substantial reduction in resources for these programs, the County's goal, to the extent legally possible, is to avoid back-filling reductions in State and Federal dollars with County discretionary dollars.
3. Maintaining a highly professional service delivery system is of foremost importance to the County. Thus, if it becomes necessary to make significant service delivery reductions, the goal will be to reduce the quantity of a service provided rather than the quality of service.
4. Finally, every effort will be made to continue capital and planning programs geared to meeting the County's long-term needs.

B) Resource Reduction Priorities

Short Term Actions

The following actions will be considered when dealing with the immediate impact of a reduction in resources. The purpose of these actions is to achieve immediate savings and/or better position the organization to deal with the impact of longer-term actions once they are implemented. The actions are listed in priority:

1. A selective hiring freeze will be implemented. Funding sources, Board priorities, the type of positions, the critical nature of the program and the potential for service delivery disruption will be considered in implementing the hiring freeze.

Budget Construction & Legal Requirements

2. Implementation of new programs, not fully operational, that are not fully revenue offset, will be halted.
3. Purchase of equipment will be selectively deferred. Funding source and impact on service delivery will be considered in implementing the deferral.
4. Moderate service level reductions will be proposed on a case-by-case basis. These service level reductions will focus first on reducing General Fund support for those programs that have not been identified as a high priority by the Board in PlanSolanoCounty, and re-affirmed in the Board's Goal setting workshop in April 2003.

Long Term Actions

The following actions will be considered when dealing with the longer-term impact of a significant reduction in resources. As appropriate, these reductions will be reflected in Proposed Budgets and/or mid-year budget adjustments. The actions are listed in priority order and lower priority actions will be implemented only if higher priority actions are insufficient to deal with the fiscal shortfall:

1. Eliminate, or greatly reduce, General Fund support to outside agencies that are not funded by a dedicated revenue source and are not controlled by the Board. This refers to funding of outside agencies whose programs the County has determined would not be provided directly by the County. An example of this is the discretionary funding the County provides to the State Courts.
2. A moratorium will be placed on implementing new programs or expanding existing programs if the cost of those programs or expansions is not fully revenue offset and a secure long-term funding source is not identified.
3. General Fund discretionary contributions to certain programs that are primarily the State's responsibility will be capped at current levels, to the extent legally possible. Except as required by law, the County will not use General Fund dollars to backfill reductions in State or Federal funding for these programs.
5. Discretionary resources that have been earmarked by the Board for certain purposes will be proposed for re-allocation to fund ongoing programs that are a priority for the Board.
6. Major program reductions will be proposed in general accordance with PlanSolanoCounty and the General Philosophy described above. These reductions will fall into two general categories:
 - Program reductions that will be proposed in response to a reduction in County discretionary revenue. In this case, reductions will be made first in those programs that are not related to the Board's adopted Priorities. Core Services may also be affected. If it is necessary to make reductions in programs related to the Board's Priorities, programs will be considered in the following order:
 - Invest in the Future
 - Land Use
 - Agriculture
 - Public Protection Programs for Adults
 - Health Programs for Adults
 - Health and Protection Programs for Children
 - Program reductions that will be made in response to significant reductions in State funding for programs that are primarily the State's responsibility. In this case, the County will consider returning responsibility to the State for operating those programs, to the extent permitted by

Budget Construction & Legal Requirements

law. Where returning responsibility to the State is not legally possible, County General Fund support for these programs will be reduced to the minimum level possible, consistent with State mandate requirements.

In addition, in February 2003, the Board approved the following actions until further notice, to help build as large a General Fund balance as possible:

- The voluntary selective hiring freeze was hardened. CAO approval was required to fill positions and approval granted only if the positions are fully revenue offset or are critical to the program operations. In addition, this requirement extended to extra help positions.
- Departments were directed to immediately halt the implementation of all new programs that were not already fully implemented.
- Departments were required to obtain CAO approval for the purchase of all equipment valued over \$500. Approval was granted only if the cost of the equipment is fully revenue offset or is critical to program operations.
- Departments were directed to take whatever steps are necessary to end the fiscal year with no increase in County Contribution. Specifically, the County Administrator was not to recommend an increase in County Contribution to backfill for a reduction in State revenues.
- Departments were directed to control and reduce travel costs. Only travel critical to program operations was permitted.

Summary of Designated Responsibilities for Actions

As previously discussed, State laws and County ordinances prescribe the manner and form in which the Budget is presented. Additional responsibilities and the delegation for preparation, review and approval are also established by statute and ordinance, and by policies coordinated through the Board of Supervisors, the County Administrator and the Auditor-Controller's Office.

Listed below are additional actions, which require a **four-fifths** vote of the Board of Supervisors:

- Appropriation increases within a fund.
- Appropriations from contingencies.
- Appropriations of unanticipated revenues.
- Reduction of appropriations and revenues for unrealized funding.
- Transfer between funds.
- Transfers from designated reserves.
- Transfers from equipment replacement reserves.
- Transfers from general reserves (only during budget process).

Listed below are additional actions requiring a **majority vote** of the Board of Supervisors:

- Approval of a fixed asset over \$50,000 that does not increase the overall department budget.

Budget Construction & Legal Requirements

- Approval of contracts and amendments when the aggregate amount of the contract and amendment(s) is in excess of \$50,000 per fiscal year.
- Approval of petty cash accounts over \$1,000.
- Transfers between departments within a fund.
- Transfers between Capital Projects.

Listed below are the actions delegated to the County Administrator:

- Approval of a fixed asset up to \$50,000 that does not increase the overall department budget.
- Approval of a fixed asset in lieu of one already budgeted.
- Transfers between divisions, bureaus and sections within a department provided the total appropriation of the budget is not changed.
- Transfers less than \$50,000 from salaries and benefits (Accounts 1110-1999) within a department.
- Control transfers to and from the following accounts: Salary/Wages-Extra Help (1121); Compensation Insurance (1240); Insurance-Risk Management (2050); Liability Insurance (2051); Central Data Processing (2266); IFAS costs (2269); Energy Retrofit costs (2362); and Countywide Admin Overhead (3710).
- Approval of contracts and amendments when the aggregate amount of the contract and amendment(s) is less than \$50,000 per fiscal year.
- Approval of appropriation transfers to increase the Fleet budget when Departments have acquired approval for new vehicles.

In addition, the County Administrator recommends the following:

- Affirm the following counties as the seven comparable counties for determining compensation: Contra Costa, Marin, Santa Cruz, Sacramento, Sonoma, San Joaquin and Stanislaus.
- Affirm the County's policy of no retroactivity for compensation for negotiation with its bargaining units.
- Authorize the Director of Human Resources in consultation with the County Administrator to delete position allocations for positions vacant for one year.
- Authorize the County Administrator to approve Appropriation Transfers for Operating Transfers In when an Operating Transfer Out has already received Board approval.

Listed below are additional actions delegated to the Auditor-Controller:

- Deposit prior year SB90 mandated cost revenues in General Revenues when the department has a Net County Cost from General Fund Contribution.
- Approve petty cash requests up to \$1,000.
- Process appropriation transfer requests (other than unanticipated revenue transfer requests) until June 22, 2004.

Listed below are additional actions delegated to Departments:

- Request purchase orders for fixed assets equal to or greater than \$5,000. Purchase orders will not be required for items under \$5,000.

This Page Intentionally Left Blank

Glossary of Budget Terms and Acronyms

A-87 - This alpha/numeric designation refers to costs allocated to County departments under the Countywide Cost Allocation Plan to cover central administrative and overhead expenditure.

AB - Assembly Bill

AB 233 – Known as the Locker-Isenberg Trial Court Funding Act of 1997, this omnibus bill transferred the responsibility for local trial courts from the counties to the State, established maintenance of effort payments by the counties to the State based on 1995-96 expenditures, and established two task forces to advise the Legislature regarding future responsibility for trial court employees and facilities.

ABAG - Association of Bay Area Governments.

ACCOUNT - A classification of expenditure or revenue. Example: "Office Expense" is an account in "Services and Supplies".

ACCOUNTS PAYABLE - A short-term liability reflecting amounts owed private persons or organizations for goods or services received.

ACCOUNTS RECEIVABLE - An asset account reflecting amounts due from private persons or organizations for goods and services provided (excluding amounts due from other funds or other governments).

ACCRUAL BASIS - The basis of accounting under which transactions are recognized when they occur, regardless of the timing of related cash flows.

ACCRUED EXPENSES - Expenses incurred but not paid.

ACCRUED REVENUE - Revenues earned but not received.

ACO - Accumulated Capital Outlay.

ACTIVITY - A specific line of work performed to accomplish a function for which a governmental unit is responsible. Example: "Protective Inspection" is an activity performed in the "Public Protection" function.

AD VALOREUM TAX - A tax based on value (i.e., a property tax).

ADA - Americans with Disabilities Act

AGENCY FUND - A fund used to account for assets held by a government as an agent for individuals, private organizations or other governments, and/or other funds.

AOC - Administration Office of the Court (Judicial Counsel)

APPROPRIATION - A legal authorization granted by the Board of Supervisors to make expenditures and to incur obligations for specific purposes. An appropriation expires at the end of the Fiscal Year.

ASSESSED VALUATION - A valuation set upon real estate or other property by the County or State Board of Equalization as a basis for levying taxes.

AUTHORIZED POSITIONS - Positions included in the County's salary resolution and for which funding may or may not be provided in the budget.

BALANCE SHEET - The financial statement disclosing the assets, liabilities and fund equity or net assets of an entity at a specified date in conformity with General Accepted Accounting Principles (GAAP).

BASIS OF ACCOUNTING - A term used to refer to when revenues, expenditures, expenses, and transfers—and the related assets and liabilities—are recognized in the accounts and reported in the financial statements. Specifically, it relates to the

Glossary of Budget Terms and Acronyms

timing of the measurements made, regardless of the nature of the measurement, on either the modified accrual or the full accrual basis.

BCDC - Bay Conservation and Development Commission

BOC - Board of Corrections

BUDGET - A plan of financial operation embodying an estimate of proposed expenditures for a given period and the proposed means of financing them. A budget usually is a financial plan for a single fiscal year.

BUDGET UNIT - The classification of the budget expenditure requirements into appropriate, identified or organizational units deemed necessary or desirable for control and information related to a particular financial operation or program.

BUDGETARY CONTROL - The control or management of a government or enterprise in accordance with an approved budget to keep expenditures within the limitations of available appropriations and available revenues.

BUDGETED POSITIONS - The number of full-time equivalent positions to be funded in the budget. Budgeted positions should not be confused with "authorized" positions, which are positions that may or may not be funded in the budget.

CAA - Community Action Agency

CAL-OSHA - California - Occupational Safety and Health Administration.

CAO - County Administrator's Office

CAPITAL EXPENDITURES - Expenditures resulting in the acquisition of or addition to the government's general fixed assets.

CAPITAL PROJECT FUND - A governmental

fund created to account for financial resources to be used for the acquisition or construction of major capital facilities (other than those financed by proprietary funds and Trust Funds).

CASH BASIS - A basis of accounting under which transactions are recognized when cash is received or disbursed.

CASH FLOW - Cash from net collections available for expenditure payments at any given point.

CDBG - Community Development Block Grant

CENTRAL SERVICE COSTS - Central administrative and overhead costs allocated back to departments through the A-87 Cost plan.

CEQA - California Environmental Quality Act

CJIS - Criminal Justice Information System

CLETS - California Law Enforcement Telecommunications System

COLA - Cost of living adjustment

CONTINGENCY - An amount of specified appropriations of a fund, appropriated for unforeseen expenditure requirements.

CONTRACTED SERVICES - Expenditures for services rendered under contract by personnel who are not on the payroll of the jurisdiction, including all related expenses covered by the contract.

COP - Certificates of Participation. Certificates issued for the financing of capital assets. COPs represent undivided interests in the rental payments under a tax-exempt lease.

COST ACCOUNTING - The method of accounting that provides for assembling and recording of all the elements of cost incurred to

Glossary of Budget Terms and Acronyms

accomplish a purpose, to carry on an activity or operation, or to complete a unit of work or a specific job.

CPS - Child Protective Services

CSAC - California State Association of Counties

CSAC-EIA - California State Association of Counties – Excess Insurance Authority

CURRENT LIABILITIES - Liabilities which are payable within one year.

CURRENT RESOURCES – Spendable financial resources of a governmental unit which are available to meet expenditures of the current Fiscal Year.

CWS - Child Welfare System

DA - District Attorney

DEBT SERVICE FUND - A fund established to account for the accumulation of resources for the payment of interest and principal for general long-term debt.

DEFEASANCE - The legal release of a debtor from being the primary obligor under the debt, either by the courts or by the creditor. Also referred to as a legal defeasance.

DEFERRED REVENUE – Resource inflows that do not yet meet the criteria for revenue recognition. Unearned amounts are always reported as deferred revenue. In governmental funds, earned amounts also are reported as deferred revenue until they are available to liquidate liabilities of the current period.

DEFICIT - (1) The excess of the liabilities of a fund over its assets. (2) The excess of expenditures over revenues during an accounting period or, in the case of proprietary funds, the excess of

expenses over revenues during an accounting period.

DELINQUENT TAXES - Taxes remaining unpaid on and after the date on which a penalty for nonpayment is attached.

DEPARTMENT - An organizational device used by County management to group programs of like nature.

DESIGNATION - For government fund types, a segregation of a portion of the unreserved fund balance to indicate tentative plans for financial resource utilization in a future period, such as for general contingencies, equipment replacement, financing receivables, etc.

DOJ - Department of Justice

DUE TO OTHER AGENCIES - A short-term liability account reflecting amounts owed by the County to an outside government agency for goods or services provided.

EARMARKED FUNDS - Revenues designated by statute or Constitution for a specific purpose.

EIR/S - Environmental Impact Report/Statement

EMPLOYEE BENEFITS - Amounts paid on behalf of employees, not included in the gross salary. Examples are group health or life insurance payments, contributions to employee retirement, Social Security taxes, workers' compensation payments, and dental, vision and unemployment insurance payments.

ENCUMBRANCE - An obligation in the form of a purchase order, contract, or other commitment related to unperformed contracts for goods and services.

ENTERPRISE FUND - A fund established to account for operations that are financed and

Glossary of Budget Terms and Acronyms

operated in a manner similar to private business enterprises, where the intent of the government body is that the costs of providing goods or services to the general public on a continuing basis be financed or recovered primarily through user charges.

ERAF - Refers to the Education Revenue Augmentation Fund established by the State of California in FY92/93. This Fund was established to require distribution of property tax funds that were shifted from cities, special districts and the County to offset cuts in State revenues to schools.

EXPENDITURE - Decrease in net financial resources under the current financial resources measurement focus not properly classified as *other financing uses*.

EXPENSES - Outflows or other depletion of assets or incurrence of liabilities (or a combination of both) from delivering or producing goods, rendering services or carrying out other activities that constitute the entity's ongoing major or central operations.

EXTRA HELP POSITION - A non-regular, temporary position created to meet a peak workload or other unusual work situation; can include seasonal or recurrent intermittent employment.

FEMA - Federal Emergency Management Agency

FINAL BUDGET - Approved legal spending plan for a fiscal year. By statute, the Board of Supervisors must approve a Final Budget by October 2 each year.

FISCAL YEAR - A twelve-month period to which the annual operating budget applies and at the end of which a government determines its financial position and the results of its operations.

FIXED ASSETS - A tangible item of a long-term

character such as land, buildings, furniture, and other equipment with a unit cost in excess of \$5,000.

FTE – Full Time Equivalent Position. A full or part-time position converted to a decimal equivalent of a full-time position based on 2,080 hours per year (a 40 hour week). For example, an extra-help laborer working for four months or 690 hours would be equivalent to .33 of a full-time position (FTE).

FUNCTION - A group of related activities aimed at accomplishing a major service for which a governmental unit is responsible. These designations are specified by the State Controller. Example: "Public Protection" is a function.

FUND - A fiscal and accounting entity with a self-balancing set of accounts recording cash and other financial resources, together with all related liabilities and residual equities or balances, and changes therein, which are segregated for the purpose of carrying on specific activities or attaining certain objectives in accordance with special regulations, restrictions, or limitations.

FUND BALANCE - The excess of assets of a fund over its liabilities reported in a governmental fund. A portion of this balance may be available to finance the succeeding year's budget.

FUND EQUITY - The net difference of assets over liabilities.

FUND TYPE - One of eleven categories into which all individual funds can be categorized. Governmental fund types include the general fund, special revenue funds, debt service funds, capital projects funds, and permanent funds. Proprietary fund types include enterprise funds and internal service funds. Fiduciary fund types include pension (and other employee benefit) trust funds, investment trust funds, private-purpose trust funds and agency funds.

Glossary of Budget Terms and Acronyms

FY - Fiscal Year

GA - General Assistance (GA). Funded entirely by counties, provides cash assistance, generally to childless adults.

GAAP – Generally Accepted Accounting Procedures. Uniform minimum standards and guidelines for financial accounting and reporting. These govern the form and content of the financial statement of an entity. GAAP encompass the conventions, rules and procedures necessary to define accepted accounting practice at a particular time. They include not only broad guidelines of general applications, but also detailed practices and procedures. GAAP provide a standard by which to measure financial presentations. The primary authoritative body on the application of GAAP for state and local governments is the GASB.

GANN LIMIT - Refers to the Gann Initiative (Proposition 4 on the November 1979, ballot), which imposed limits on the allowable annual appropriations of the State, schools, and most local agencies; limit is generally prior year appropriations factored by the Consumer Price Index (CPI) and population changes.

GASB – Governmental Accounting Standard Board. The authoritative accounting and financial reporting standard-setting body for government entities.

GASB 34 - Governmental Accounting Standards Board. The GASB issued statement No. 34 changing the framework of financial reporting for state and local governments. GASB No. 34 represents the most important single change in the history of accounting and financial reporting for state and local government. Solano County implemented the new financial reporting model starting with the fiscal year ended June 30, 2002.

GENERAL FUND REVENUES - Non-specific program revenues, which include such items as

property taxes, sales tax, interest earnings, vehicle license fees, etc. These are revenues not specified or dedicated to a particular program, but which may be allocated at the discretion of the Board of Supervisors.

GENERAL RESERVE - An equity restriction within a fund to provide for dry period financing.

GIS - Geographical Information System.

GRANT - A contribution from one governmental unit to another, usually made for a specific purpose and time period.

IFAS - Integrated Financial Accounting System

IHSS - In-Home Supportive Services provides services to eligible elderly and disabled persons who are unable to remain safely in their own homes without assistance. IHSS is funded through Medi-Cal and the Social Services Block Grant (SSBG).

INTERNAL CONTROL STRUCTURE - Policies and procedures established to provide reasonable assurance that specific government objectives will be achieved.

INTERNAL SERVICE FUND - A fund used to account for the financing of goods or services provided by one department or agency to another department or agency of a government on a cost reimbursement basis. (i.e., Fleet, Data Processing, Risk Management)

JPA - Joint Powers Authority

LAFCO - Local Agency Formation Commission. State-mandated independent entity responsible for the formation and modification of the boundaries of local agencies. The Commission is tasked to observe these basic statutory purposes: the promotion of orderly development, the

Glossary of Budget Terms and Acronyms

discouragement of urban sprawl, the preservation of open-space and prime agricultural lands, and the extension of governmental services.

MANDATED PROGRAMS - Mandated programs are those programs and services, which the County is required to provide by specific State and/or Federal law or by court order.

MATCH - Refers to a cost sharing ratio for a State or Federal program which requires a County General Fund Contribution of a certain amount or percentage to qualify.

MEDI-CAL - Medi-Cal, California's Medicaid program, is a federal-state cooperative medical care financing program for low-income elderly, disabled, children, and families.

MISSION STATEMENT - A succinct description of the scope and purpose of a County department.

MODIFIED ACCRUAL BASIS OF ACCOUNTING - Basis of accounting according to which (a) revenues are recognized in the accounting period in which they become available and measurable and (b) expenditures are recognized in the accounting period in which the fund liability is incurred, if measurable, except for unmatured interest on general long-term debt and certain similar accrued obligations, which should be recognized when due.

Measurable, relates to the amount being determinable. Available, indicates it will be received within 90 days of the fiscal year end.

MOE – Maintenance of Effort. A Federal and/or State requirement that the County provide a certain level of financial support for a program from local tax revenues. The amount of support is referred to as the Maintenance of Effort (MOE) level.

MOU - Memorandum of Understanding

NEPA - National Environmental Protection Act

NET COUNTY COST - The difference between budgeted appropriations and departmental revenues for general fund budgets. Local tax revenues fund the dollar difference.

OBJECT OF EXPENDITURE - A major category of appropriation. Example: "Salaries and Employee Benefits" and "Services and Supplies".

OFFICIAL STATEMENT - A document published by a governmental entity planning to issue bonds that provides information on the proposed bond issue, the purpose of the issue, and the means of servicing indebtedness, as well as other information about the issuer that may be helpful in evaluating credit worthiness.

OTHER CHARGES - A category of appropriations for payment to an agency, institution, or person outside the County Government.

OTHER FINANCING SOURCES - A category of revenues, which include long-term debt proceeds, proceeds from the sale of general fixed assets, and operating transfers in. Such amounts are classified separately from revenues on the governmental statement of revenues, expenditures and changes in fund balances.

OTHER FINANCING USES - A category of appropriations, which include fund operating transfers out and the amount of refunding bond proceeds deposited with the escrow agent. Such amounts are classified separately from

governmental statement of revenues, expenditures and changes in fund balance.

Glossary of Budget Terms and Acronyms

PERS - Public Employees Retirement System.

PROGRAM REVENUE - Revenue which is derived from and dedicated to specific program operations.

PROPOSED BUDGET - The working document for the fiscal year under discussion.

PROPOSITION 10 - Passed by the voters on November 3, 1998. This measure imposed a 50-cent per pack excise tax on cigarettes and a specified excise tax on other types of tobacco products. Revenues generated are placed in a special fund, the Children and Families First Trust Fund, to be used to fund early childhood development programs and to offset revenue losses to Proposition 99.

PROPOSITION 13 - A tax limitation initiative approved by the voters in 1978. This measure provides for: 1) a one (1) percent tax limit exclusive of tax rates to repay existing voter-approved bonded indebtedness, 2) assessment restrictions establishing 1975 level values for all property with allowable increase of 2% annually and reappraisal to current value upon change in ownership and new construction, 3) a two-thirds vote requirement to increase State taxes, and 4) a two-thirds vote of the electorate for local agencies to impose "special taxes".

PROPOSITION 36 - Passed by the voters on November 7, 2000, this measure changed state law so that certain adult offenders who use or possess illegal drugs would receive drug treatment and supervision in the community, rather than being sent to prison or jail. The measure also provides state funds to counties to operate drug treatment programs.

PROPOSITION 99 - Passed by the voters in November 1988, this measure established a 25-cent surtax per package of cigarettes and equivalent amount on all other tobacco products sold in

California. Revenues provide funding for health, health education, research, and other programs.

PROPOSITION 172 - Proposition 172 was passed in November 1993. It established a one-half cent sales tax whose proceeds are used to fund eligible public safety activities.

PROPOSITION 218 - Passed by the voters in November 1996, this measure constrained local governments' ability to impose fees, assessments, and taxes, through the imposition of specific criteria and requirements. All new taxes, fees and assessments require a 2/3 vote.

REAL PROPERTY - Land and the structures attached to it.

REALIGNMENT REVENUE - State revenues allocated to counties by law derived from statewide sales tax collections and vehicle license fees. These revenues are allocated yearly and are dedicated to County-operated Health and Social Services.

REGULAR POSITION - Any permanent position in the County's classification system approved and funded by the Board of Supervisors.

REIMBURSEMENT - Payment received for services/supplies expended on behalf of another institution, agency, or person.

RESERVE - An account used to set aside and maintain a portion of fund equity, which is legally or contractually restricted for future use or not available for expenditure.

REVENUE - Money received to finance ongoing County services. Examples: property taxes, sales taxes, fees, and State and Federal grants.

RNVWD - Rural North Vacaville Water District

RULE 810 - Refers to Rules promulgated by the Administrative Office of the Court, which defines

Glossary of Budget Terms and Acronyms

expenditures eligible for funding local courts through the Trial Court Budget Commission.

SALARIES AND EMPLOYEE BENEFITS - An object (category) of expenditure, which establishes all expenditures for employee related costs.

SALARY SAVINGS - The dollar amount of salaries expected to be saved due to vacancies and turnover of employees.

SB - Senate Bill

SCHEDULE - A listing of financial data in a form and manner prescribed by the State Controller's Office.

SCHEDULE 1 - A summary of the overall County Budget by fund, the means of financing the budget and the expenditure requirements.

SCHEDULE 2 - An analysis of the fund balance available at the end of a fiscal year to finance the next year's budget.

SCHEDULE 3 - A detailed list of provisions for reserves by fund.

SCHEDULE 4 - A summary of estimated revenues by fund and source.

SCHEDULE 5 - An analysis of revenues by source and fund.

SCHEDULE 6 - An analysis of property tax revenues and assessed valuations.

SCHEDULE 7 - A summary of County financing requirements by fund.

SCHEDULE 8 - A summary of budget requirements with historical data listed by general function as defined by the State Controller.

SCHEDULE 9 - A summary of accounts and total

requirements for each budget unit.

SCHEDULE 10 - A summary of revenues and expenses for an Internal Service Fund.

SCHEDULE 11 - This schedule is prepared to show the operation of all Enterprise Funds and meets the requirements of Government Code Section 29141.

SCHEDULE 12 - A special statement which is required as part of both the Proposed and Final Budgets and indicates the status of expenditures from bond proceeds.

SCHEDULE 13 - Summary of a special district budget. This schedule is the counterpart of Schedule 1 of the County budget forms and summarizes information related to special districts whose affairs and finances are under the supervision and control of the Board of Supervisors as provided in Government Code Section 29002.

SCHEDULE 14 - Analysis of fund balance unreserved/undesignated of special districts.

SCHEDULE 15 - Detail of provisions for reserves/designations for special districts.

SCHEDULE 16 - Budget detail for special districts. This schedule is used in conjunction with Schedules 13, 14 and 15 to provide the supportive detail for the estimated revenues; other financing sources and residual equity transfers, and estimated financing requirements.

SCIPS - Solano County Integrated Property Systems. Provides information management systems and related services in a timely manner to those County Departments responsible for the administration of property tax and the recording of official documents.

SECURED ROLL - Assessed value of real property, such as land, buildings, secured personal

Glossary of Budget Terms and Acronyms

property or anything permanently attached to land as determined by each County Assessor.

SECURED TAXES - Taxes levied on real properties in the County which are "secured" by a lien on the properties.

SEDCORP - Solano Economic Development Corporation

SERVICES AND SUPPLIES - An object (category) of expenditure which establishes expenditures for the operating expenses of County departments and programs.

Sol-NET - Solano Narcotics Enforcement Team.

SPECIAL DISTRICT - Independent unit of local government generally organized and funded through assessments to the beneficiaries of the district to perform a specific function(s) for a specific area. Example: street lighting, waterworks, and fire departments.

SPECIAL REVENUE FUND - A fund used to account for the proceeds of specific revenue sources (other than major capital projects) that are legally restricted for expenditure for specified purposes.

SUPPLEMENTAL TAX ROLL - The Supplemental Property Tax Roll is a result of legislation enacted in 1983 and requires an assessment of property when a change to the status of the property occurs, rather than once a year as was previously the case.

TANF - Temporary Assistance for Needy Families. TANF was created by the new welfare reform law to replace Aid to Families with Dependent Children (AFDC), Emergency Assistance (EA) and Jobs (GAIN). It provides a block grant to states to enable temporary assistance to needy families and creates new work requirements and time limits.

TRAN - Tax Revenue Anticipation Notes. Notes or warrants issued in anticipation of collection of taxes, usually retireable only from tax collections, and frequently only from the proceeds of the tax levy whose collection they anticipate.

TAX LEVY - Amount of tax dollars raised by the imposition of the property tax rate on the assessed valuation.

TAX RATE - The rate per one hundred dollars applied to the assessed valuation base necessary to produce the tax levy.

TAX RELIEF SUBVENTIONS - Funds ordinarily paid to compensate for taxes lost because of tax relief measures, such as homeowner's exemption.

TEA 21 - Transportation Equity Act for the 21st Century

TEETER PLAN - A plan whereby 100% of the secured property taxes levied are apportioned to eligible agencies instead of the historical practice of apportioning taxes as they are collected.

TEMPORARY POSITION - See Extra Help

TRUST FUND - A fund used to account for assets held by a government in a trustee capacity.

UNINCORPORATED AREA - The areas of the County outside city boundaries.

UNSECURED TAX - A tax on properties such as office furniture, equipment, and boats, which are not secured by real property owned by the assessee.

Glossary of Budget Terms and Acronyms

USE TAX - A tax on goods purchased outside the State to prevent revenue loss from avoidance of sales taxes by means of out-of-state purchases. A use tax is also levied in order to remove inequities between purchases made within and outside the State.

VLF – Vehicle License Fees

WIA – Workforce Investment Act

WIB – Workforce Investment Board

YSAQMD – Yolo Solano Air Quality Management District

Solano County Statistical Profile

The County of Solano is strategically located between San Francisco and Sacramento, on Interstate 80. As one of California's original 27 counties, it is rich in history and offers many resources to the general public and the business community. The County serves seven cities: Benicia, Dixon, Fairfield, Rio Vista, Suisun City, Vacaville and Vallejo in addition to the unincorporated area. The County provides the following services:

- Libraries (as Contract Services for Cities)
- Jails and Juvenile Facilities
- Probationary Supervision
- District Attorney
- Public Defender and Alternative Defense
- Grand Jury
- Coroner and Forensic Services
- Airport
- Family Support Collection
- Public and Mental Health Services
- Indigent Medical Services
- Child Protection and Social Services
- Public Assistance
- Environmental Health
- Local Agency Formation Commission
- Parks
- Veterans Services
- Agricultural Commissioner
- Weights and Measures
- Oversight and Permitting of Landfills and Solid Waste Disposal and Collection
- Elections and Voter Registration
- Clerk-Recorder
- Tax Assessment and Collection
- Emergency Medical Services
- Animal Care Services
- Building and Safety (Unincorporated County Only)
- Maintenance of County Roads and Bridges
- Law Enforcement (Primarily Unincorporated County)
- Land Use Issues in the Unincorporated County

The following pages provide a graphic summary of statistical, employment and demographic information about Solano County. In some cases comparative data is on a statewide basis and in other cases comparative data is narrowed down to the ten counties that are most similar to Solano County (selected based on population and several other common aspects that compare to Solano County).

County Statistical Profile

California Counties Ranked by Population

The California Department of Finance's January 1, 2004 estimate of the population of Solano County is 416,500, an increase of approximately 1% over the

January 1, 2003 estimate and 5.6% over the 2000 Census. Of California's 58 counties, Solano County ranks 19th in terms of population size and 30th in terms of population growth when compared to the 2000 Census.

Rank	County	2000 Census	January 2004	Percent Change	Rank	County	2000 Census	January 2004	Percent Change	
1	PLACER	248,399	292,100	17.6%	30	SOLANO	394,542	416,500	5.6%	
2	RIVERSIDE	1,545,387	1,776,700	15.0%	31	MONO	12,853	13,500	5.0%	
3	SAN JOAQUIN	563,598	630,600	11.9%	32	AMADOR	35,100	36,850	5.0%	
4	COLUSA	18,084	20,100	11.1%	33	GLENN	26,453	27,750	4.9%	
5	SAN BERNARDINO	1,709,434	1,886,500	10.4%	34	MONTEREY	401,762	421,400	4.9%	
6	MERCED	210,554	232,100	10.2%	35	TEHAMA	56,039	58,700	4.7%	
7	STANISLAUS	446,997	491,900	10.0%	36	BUTTE	203,171	212,700	4.7%	
8	IMPERIAL	142,361	156,600	10.0%	37	SAN LUIS OBISPO	246,681	258,200	4.7%	
9	MADERA	123,019	135,300	10.0%	38	NEVADA	92,033	96,100	4.4%	
10	KERN	661,645	724,900	9.6%	39	TUOLUMNE	54,501	56,900	4.4%	
11	YOLO	168,660	184,500	9.4%	40	SANTA BARBARA	399,347	414,800	3.9%	
12	KINGS	129,461	141,400	9.2%	41	ALAMEDA	1,443,741	1,498,000	3.8%	
13	SACRAMENTO	1,223,499	1,335,400	9.1%	42	MENDOCINO	86,265	89,200	3.4%	
14	LAKE	58,309	63,200	8.4%	43	TRINITY	13,022	13,450	3.3%	
15	SUTTER	78,930	85,500	8.3%	44	INYO	17,945	18,500	3.1%	
16	FRESNO	799,407	862,600	7.9%	45	SONOMA	458,614	472,700	3.1%	
17	TULARE	368,021	396,800	7.8%	46	MARIPOSA	17,130	17,650	3.0%	
18	SHASTA	163,256	175,700	7.6%	47	LASSEN	33,828	34,850	3.0%	
19	YUBA	60,219	64,800	7.6%	48	SANTA CLARA	1,682,585	1,731,400	2.9%	
20	EL DORADO	156,299	168,100	7.6%	49	HUMBOLDT	126,518	130,000	2.8%	
21	SAN BENITO	53,234	57,100	7.3%	50	DEL NORTE	27,507	28,250	2.7%	
22	SAN DIEGO	2,813,833	3,017,200	7.2%	51	MODOC	9,449	9,650	2.1%	
23	CALAVERAS	40,554	43,350	6.9%	52	SAN FRANCISCO	776,733	792,700	2.1%	
24	VENTURA	753,197	802,400	6.5%	53	SANTA CRUZ	255,602	260,200	1.8%	
25	LOS ANGELES	9,519,338	10,103,000	6.1%	54	PLUMAS	20,824	21,100	1.3%	
26	ORANGE	2,846,289	3,017,300	6.0%	55	SISKIYOU	44,301	44,850	1.2%	
27	ALPINE	1,208	1,280	6.0%	56	MARIN	247,289	250,200	1.2%	
28	NAPA	124,279	131,600	5.9%	57	SAN MATEO	707,161	712,400	0.7%	
29	CONTRA COSTA	948,816	1,003,900	5.8%	58	SIERRA	3,555	3,520	-1.0%	
							CALIFORNIA	33,870,838	36,143,950	6.7%

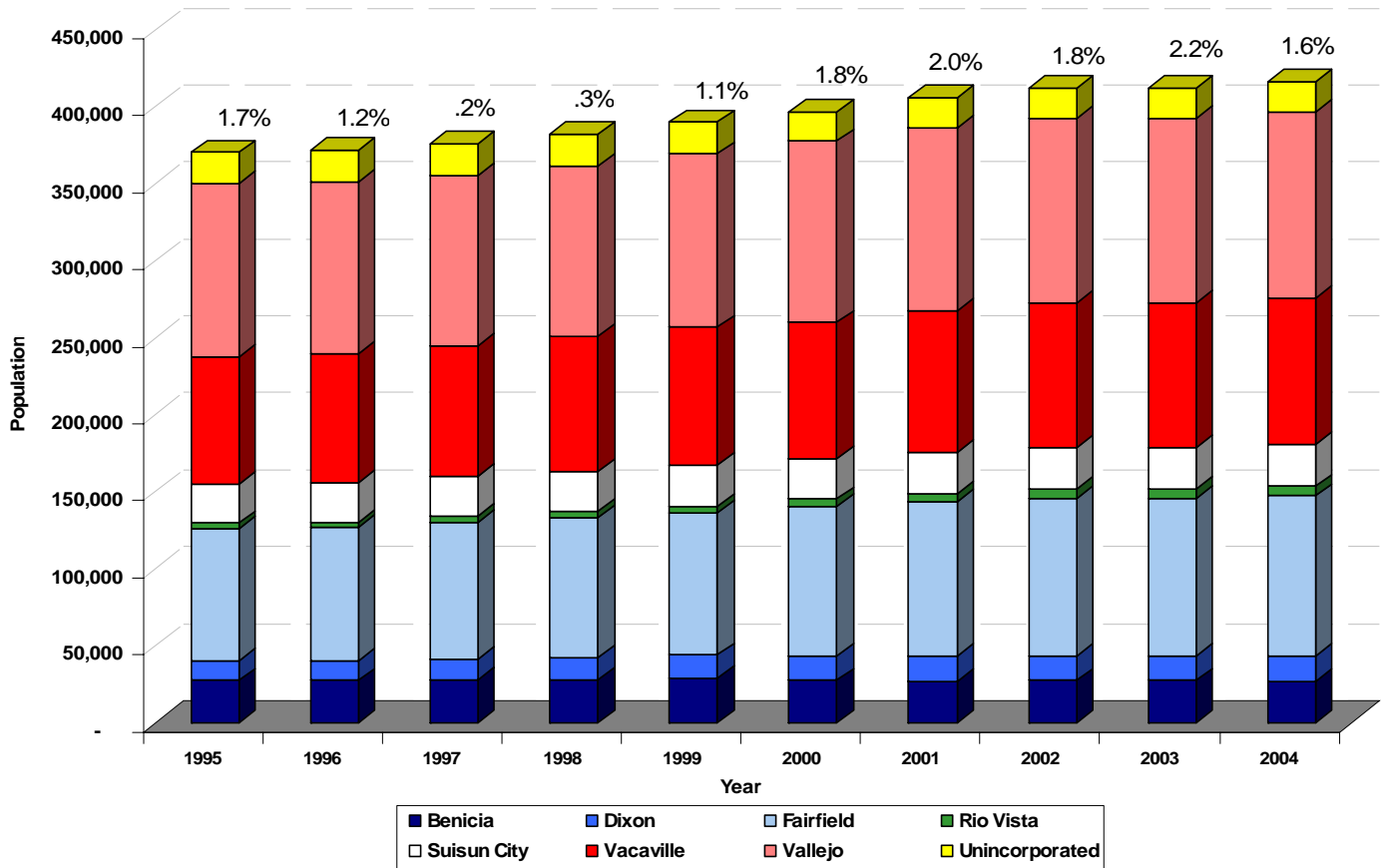
Source: California Department of Finance, Demographic Research Unit

County Statistical Profile

When you look at the County population over a 10 year period beginning in 1995, the steady, constant growth is apparent. The County population is increasing an average of 1.3% annually with the most

notable changes occurring in the cities of Rio Vista with a 71% increase, and Dixon with a 30 % increase over the past 10 years.

Total Unincorporated and Incorporated Area Populations



Benchmark Counties

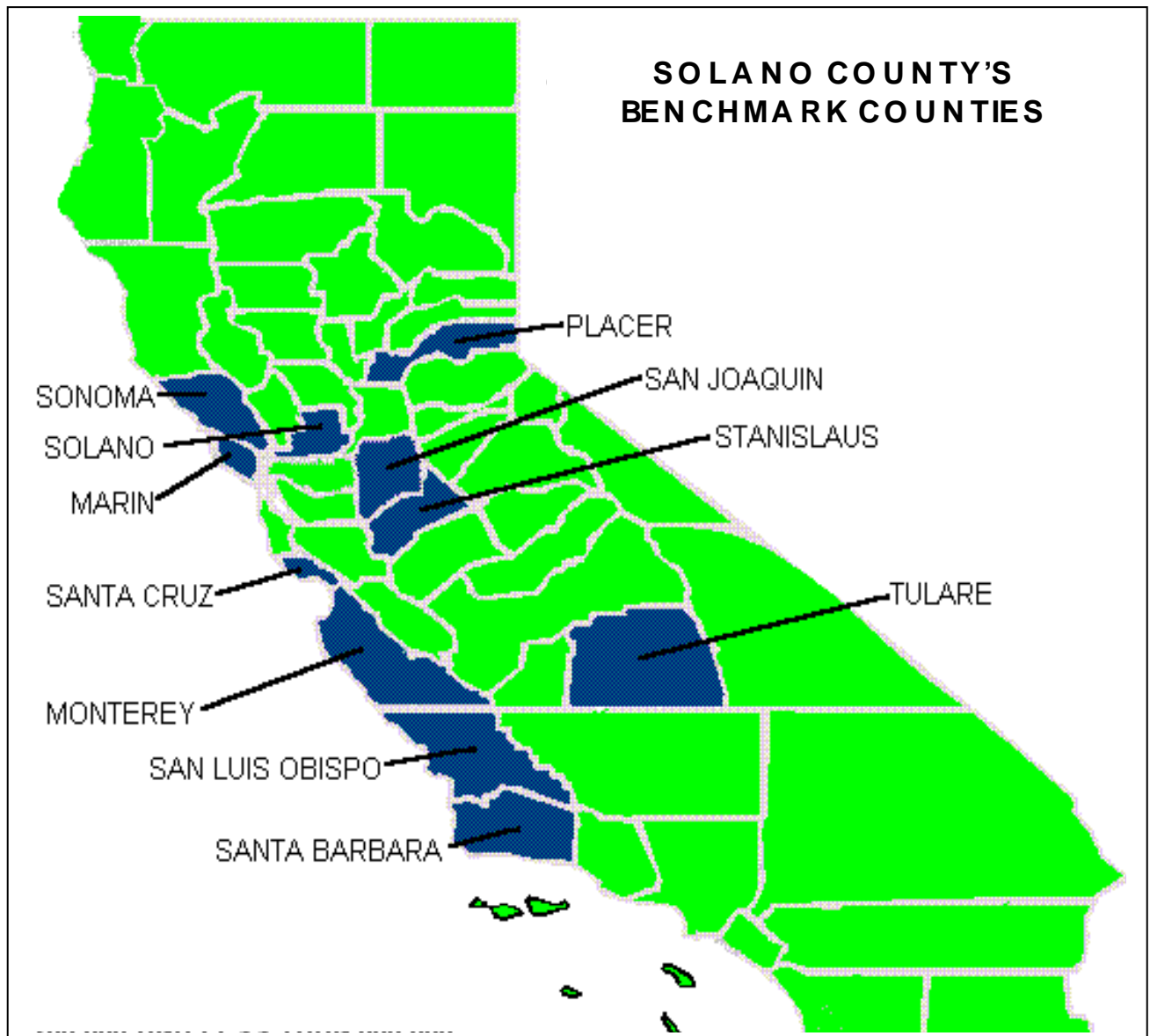
When reviewing the County of Solano’s economic health, our County government’s financial capacity, and our delivery of services to residents of unincorporated areas, we inevitably compare ourselves from the current year to past years.

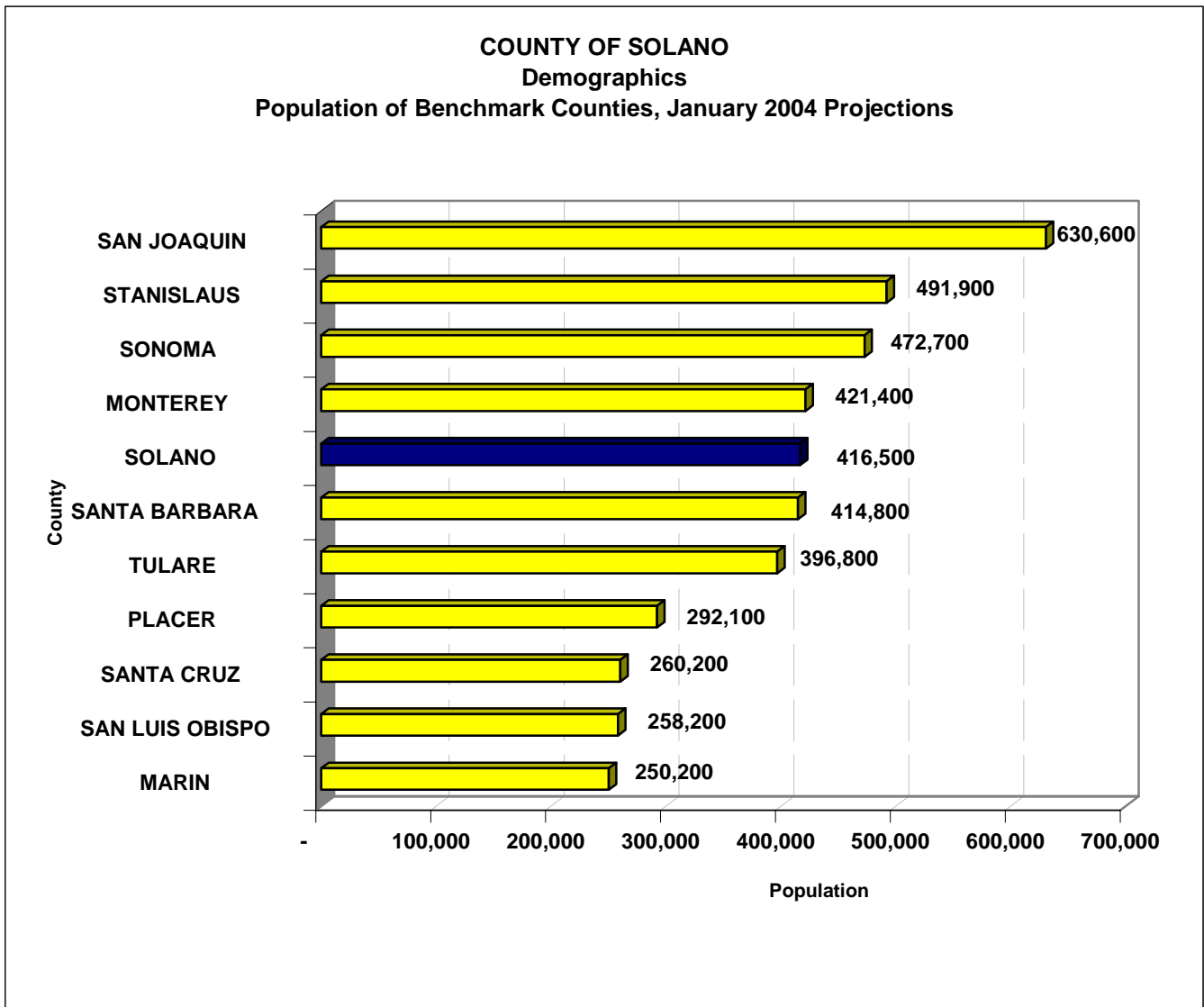
Additionally, the question of how we compare with other counties is often asked. This leads to the question: which counties should we use for comparison purposes?

County Statistical Profile

We have selected a group of ten counties that are used for comparisons in the following five tables. The County of Solano has the following characteristics in common with each of these counties:

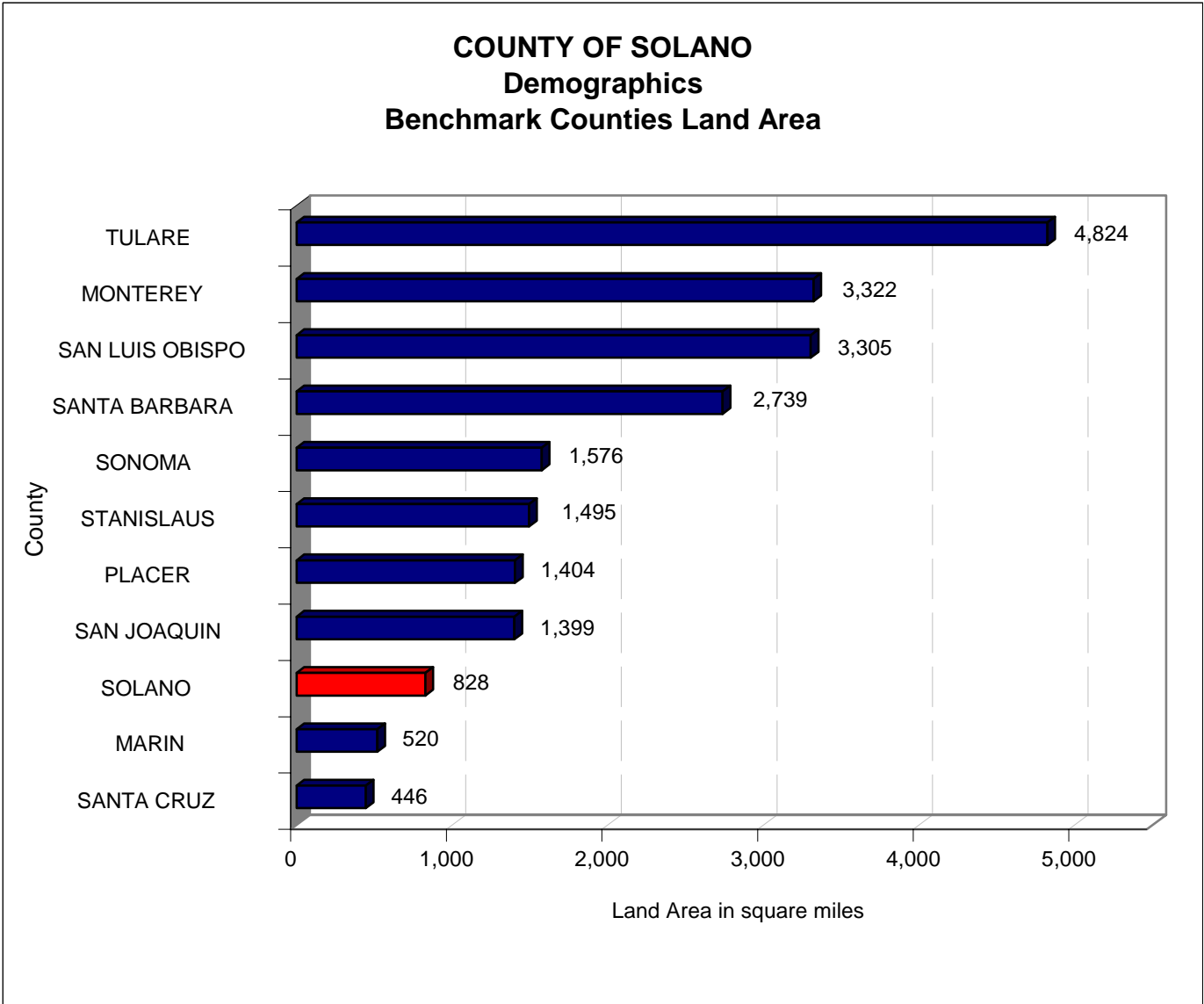
- They are the ten counties closest to Solano in population – four with higher population and six with lower population.
- A total population of more than 250,000 but less than 650,000.
- All include both suburban and rural environments.
- None contains a large metropolitan city.
- Seven are coastal or Bay Area counties.
- Most have the same urban growth vs. rural preservation issues facing Solano County.





Source: California Department of Finance, Demographic Research Unit

County Statistical Profile

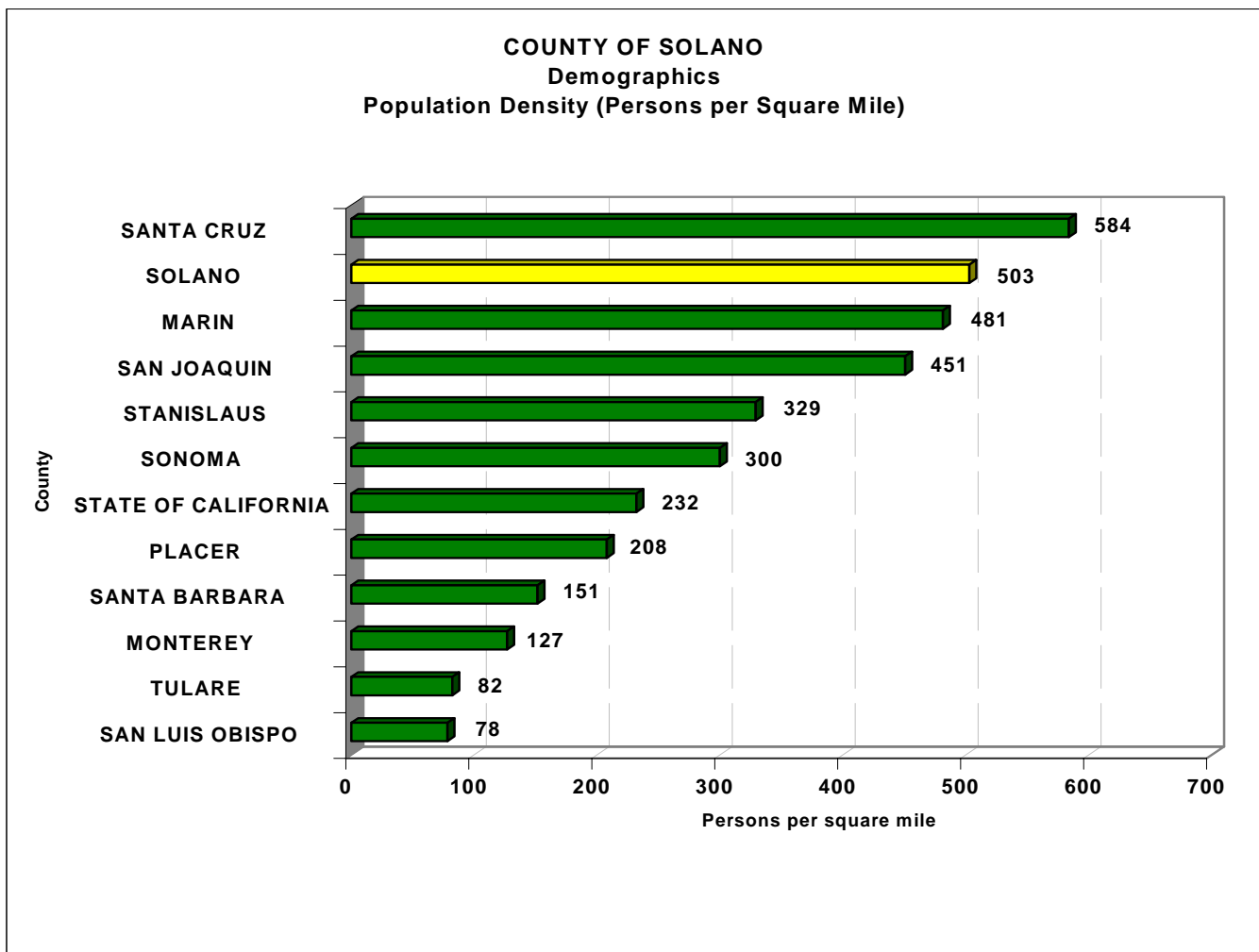


Source: California Department of Finance

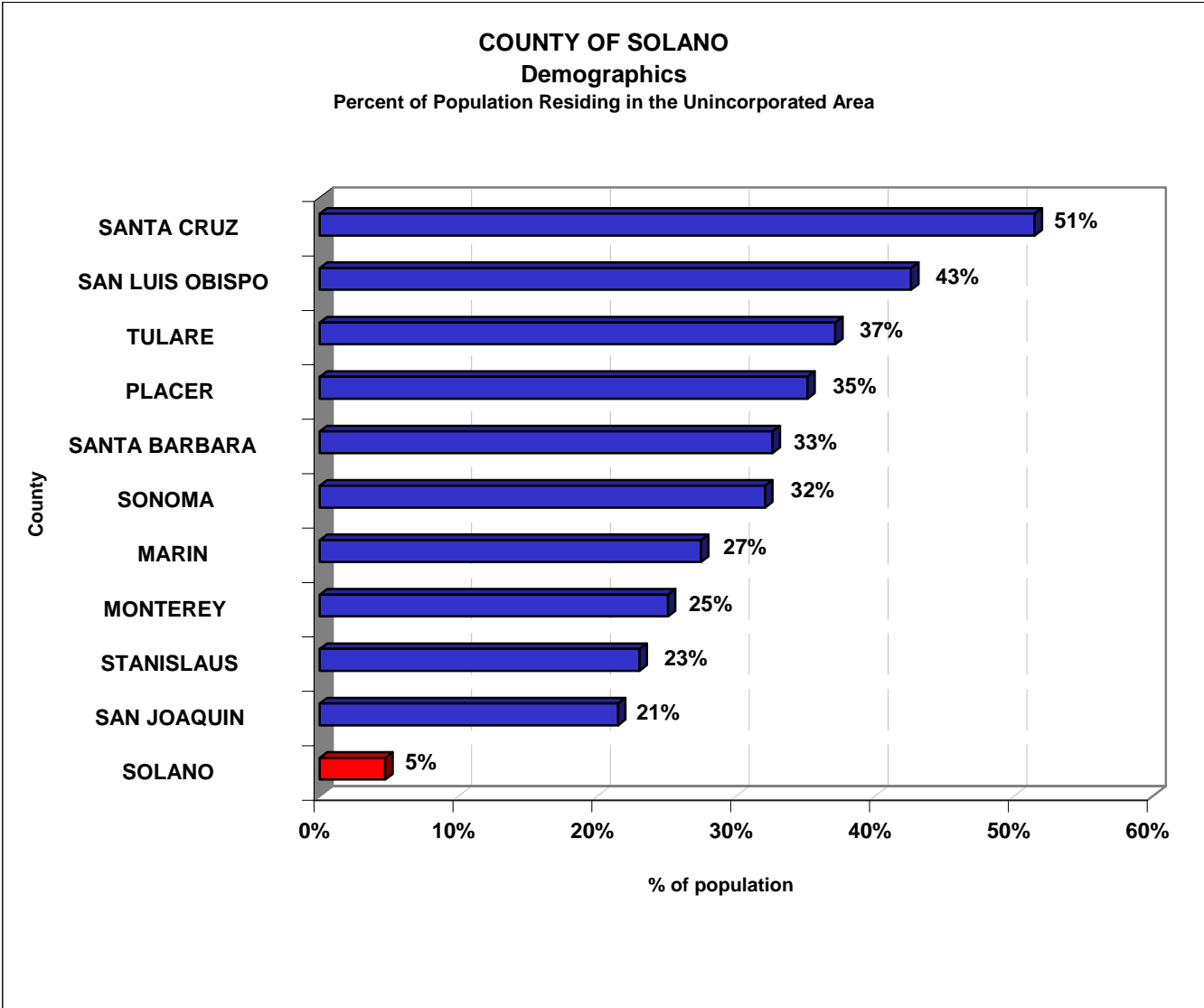
County Statistical Profile

As is shown in the following tables Population Density and Percent of Population Residing in the Unincorporated Area, while Solano County has a high per square mile population density, its residents are concentrated in cities. According to the California Department of Finance's January 2004 estimates of city and county populations, on a State-wide basis, 82% of California residents live in cities and 18% in unincorporated areas. In contrast, in Solano County, 95% of residents live within the County's seven cities. Over 60% of County land area is comprised of farmland and open space. This phenomenon was not an accident. In the early 1980's the residents of the County passed the Urban Growth Initiative, Measure A, which limits most urban growth to incorporated cities. This unique

mixture of a sizeable urban population and a large rural/agricultural base creates many problems and challenges for County government. These include: balancing continuing urban growth pressures with the need to preserve agriculture and open space; problems in the transition zones between urbanized areas and agricultural areas (land use, pesticide use, dust, odors and vermin); coordination of infrastructure transitions from the urban areas to the rural areas (reliever routes, upgraded feeder streets/roads, flood control); and the largely urban driven need for health, public assistance and law and justice services, with little County government control or influence in promoting initiatives in the urban environment that would create long-term improvements.



Source: California Department of Finance, Demographics Research Unit



Source: California Department of Finance, Demographic Research Unit

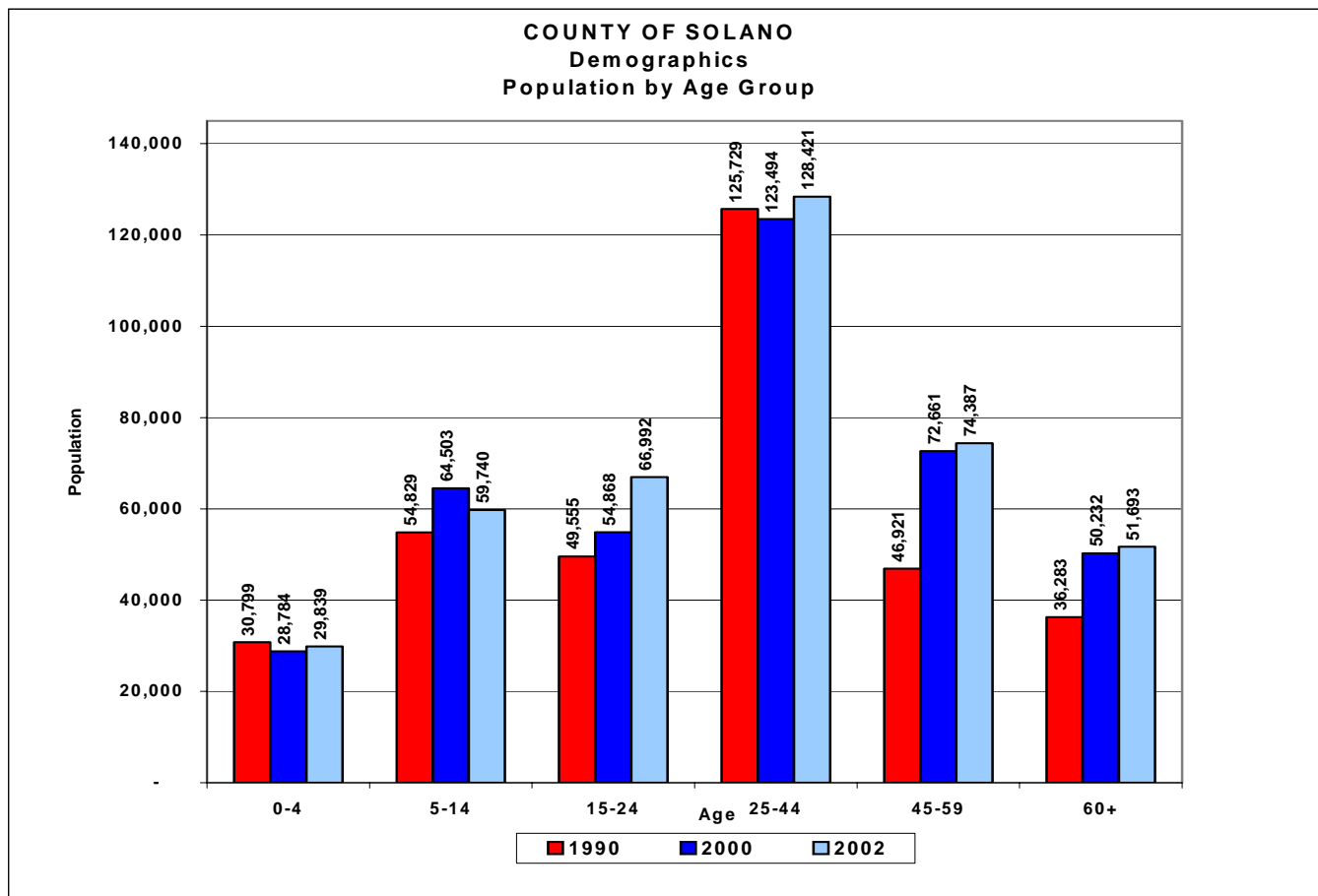
Population and Demographic Profile

The following charts Demographics – Population by Age Group and Demographics – Population by Percentages in Various Age Groups show that the 45 to 59 age group of Solano County residents is the fastest growing population segment with a 59% increase in the 12 years from the 1990 Census to the 2002 Census projections. This segment also increased its County-wide percentage share by 4% in the same time period, from 14% of the County population to 18%. Next in growth is the 60+ segment with a 43% increase from the 1990 Census and a shift from 11% to 13% of the County population.

While the under 24 age groups are increasing, their share of the County’s population has dropped approximately (1%).

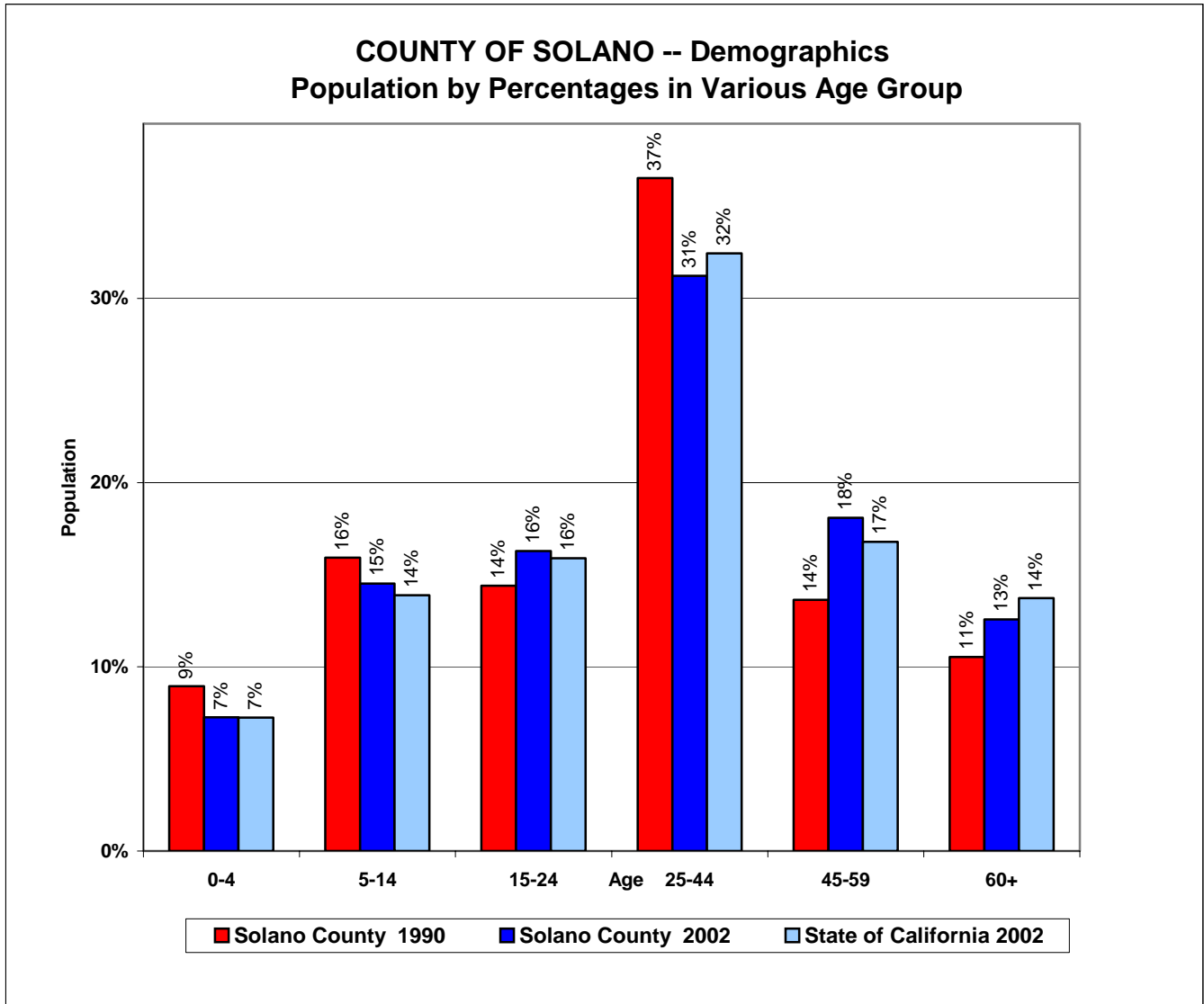
The primary wage earning segment, the 25 to 44 age group, shows a modest increase of 3,692 while their overall share of the population dropped (6%) since 1990.

The age demographics in Solano County are very similar to those of the State of California and the trend of these demographics indicators are consistent with the current “graying” of a large segment of the American population. The “Baby Boom” generation (those born between 1946 and 1964) represents a significant segment of the nation’s population and they will begin reaching retirement age (65) in 2011. Over 31% of Solano County’s population is over 45 years of age which is consistent with the demographics of the State of California.



Source: California Department of Finance, Demographic Research Unit

County Statistical Profile

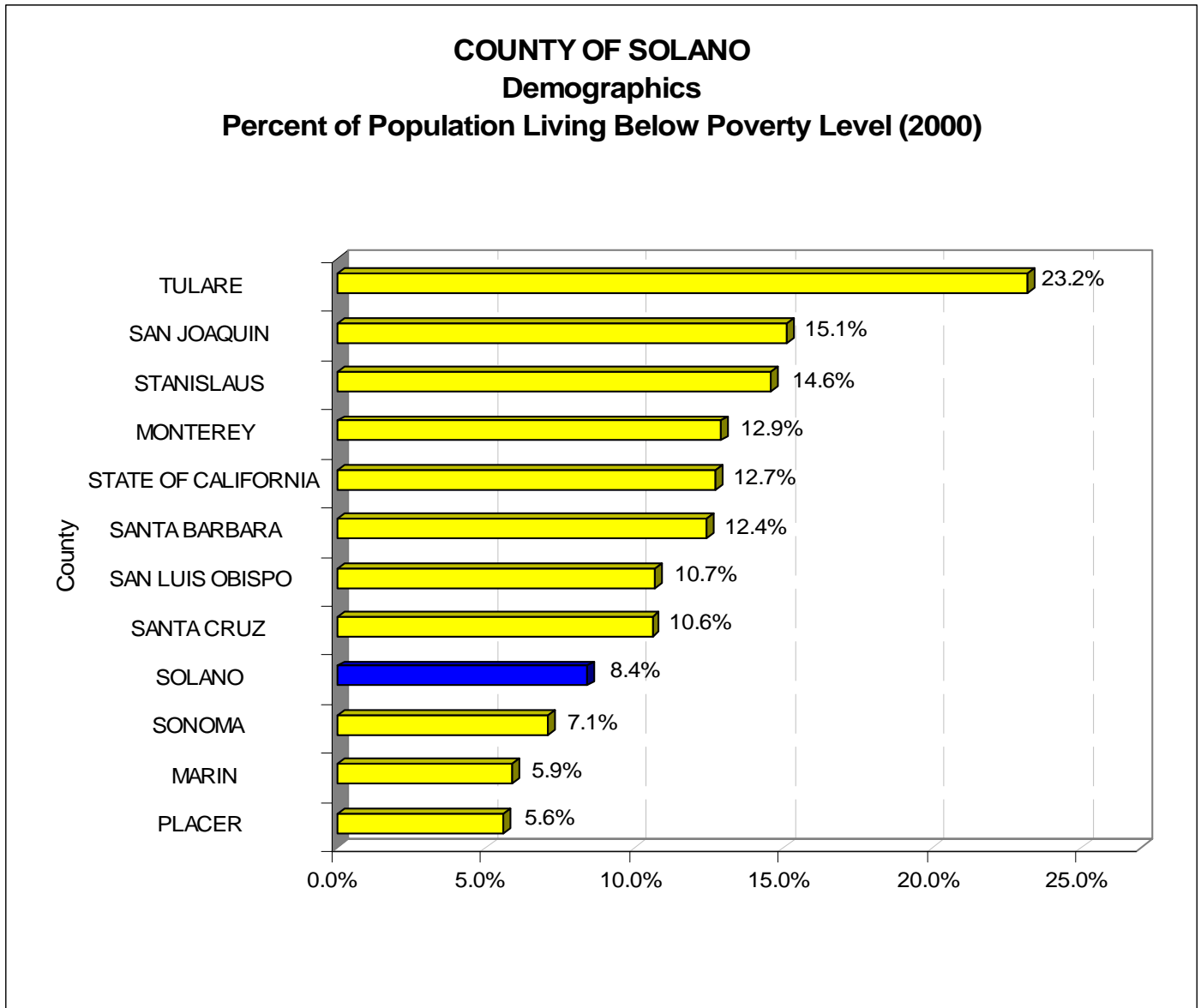


Source: U.S. Census Bureau

Population Living in Poverty

The U. S. Census Bureau's 2000 poverty level figures show 8.4% of the County population living at or below poverty level. While this figure is not

acceptable, it should be noted that only three of the Benchmark counties have lower rates. The County's rate is a significant improvement over the 12.7% State rate for population living at or below poverty level.



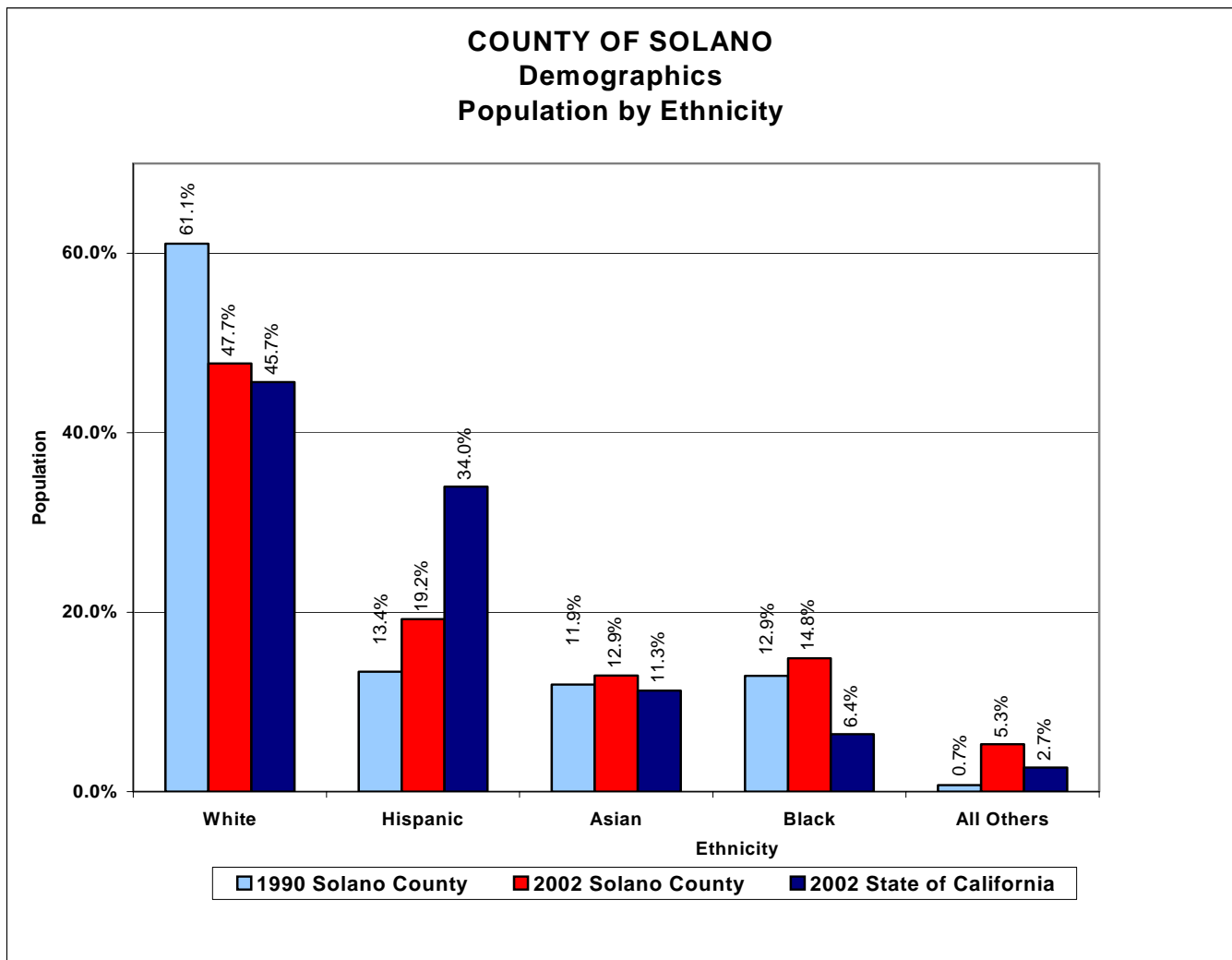
Source: California Department of Commerce, U.S. Census Bureau

County Statistical Profile

Population by Ethnicity

The Department of Finance and U. S. Census Bureau demographic information comparing the 1990 and 2002 data indicate that the percentages of ethnic minorities have increased in all categories as well as on an overall basis. The White segment of the population has decreased (6%) over the past 12 years. This represents a decline of (13%) from 61% in 1990 to 48% of the 2002 overall percentage of population. The most significant increase occurred in the Hispanic category with a 74% increase over the 1990 population which is a 6% increase in the overall percentage of the 2002 population.

The Black category posted a 39% increase over the 1990 population or a 2% increase in the overall percentage of the 2002 population. The Asian category followed closely with a 31% increase over their respective 1990 population data which is a 1% increase in the overall percentage of the 2002 population. The Other category (which includes Native Americans, Alaskan, Hawaiian and Pacific Islanders and the new Two or More Races category) population segment increased 775% from 2,474 to 21,648 over the same twelve year period and represents 5% of the County's population.



Source: California Department of Finance, U.S. Census Bureau

Major Private Sector Employers

The following Table shows the major private sector employers in Solano County and illustrates the diverse nature of the County's economy.

Twenty Top Private Sector County Employers for 2004				
Rank	Company	Location	Type of Business	Number of Employees
1	Kaiser Permanente	Vallejo/Vacaville/Fairfield	Health Services	3,110
2	Six Flags Marine Vallejo	Vallejo	Entertainment	1,750
3	NorthBay Medical Center	Fairfield	Health Services	1,000
4	ALZA Corporation	Vacaville	Biotech Manufacturing	700
5	Albertson's Distribution Center	Vacaville	Distribution	700
6	Sutter Solano Medical Center	Vallejo	Health Services	674
7	Westamerica Bancorporation	Fairfield	Finance	542
8	Anheuser-Busch Brewery	Fairfield	Manufacturing (Brewery)	515
9	Genentech	Vacaville	Biotech Manufacturing	500
10	Valero Refining Company-CA	Benicia	Oil (Refinery)	450
11	CSK Auto Incorporated	Dixon	Distribution	420
12	TIMEC Co.	Vallejo	Construction	400
13	Hines Wholesale Nursery	Vacaville	Agriculture	400
14	Jelly Belly Candy Company	Fairfield	Manufacturing	380
15	Travis Credit Union	Vacaville	Finance	350
16	Corey Delta Incorporated	Benicia	Construction	350
17	Simpson Dura-Vent	Vacaville	Manufacturing	275
18	MLO Products	Fairfield	Manufacturing	275
19	Superior Farms Packaging Co.	Dixon	Manufacturing	250
20	Copart	Fairfield	Auto Auction	250

Source: SEDCORP – January 2004

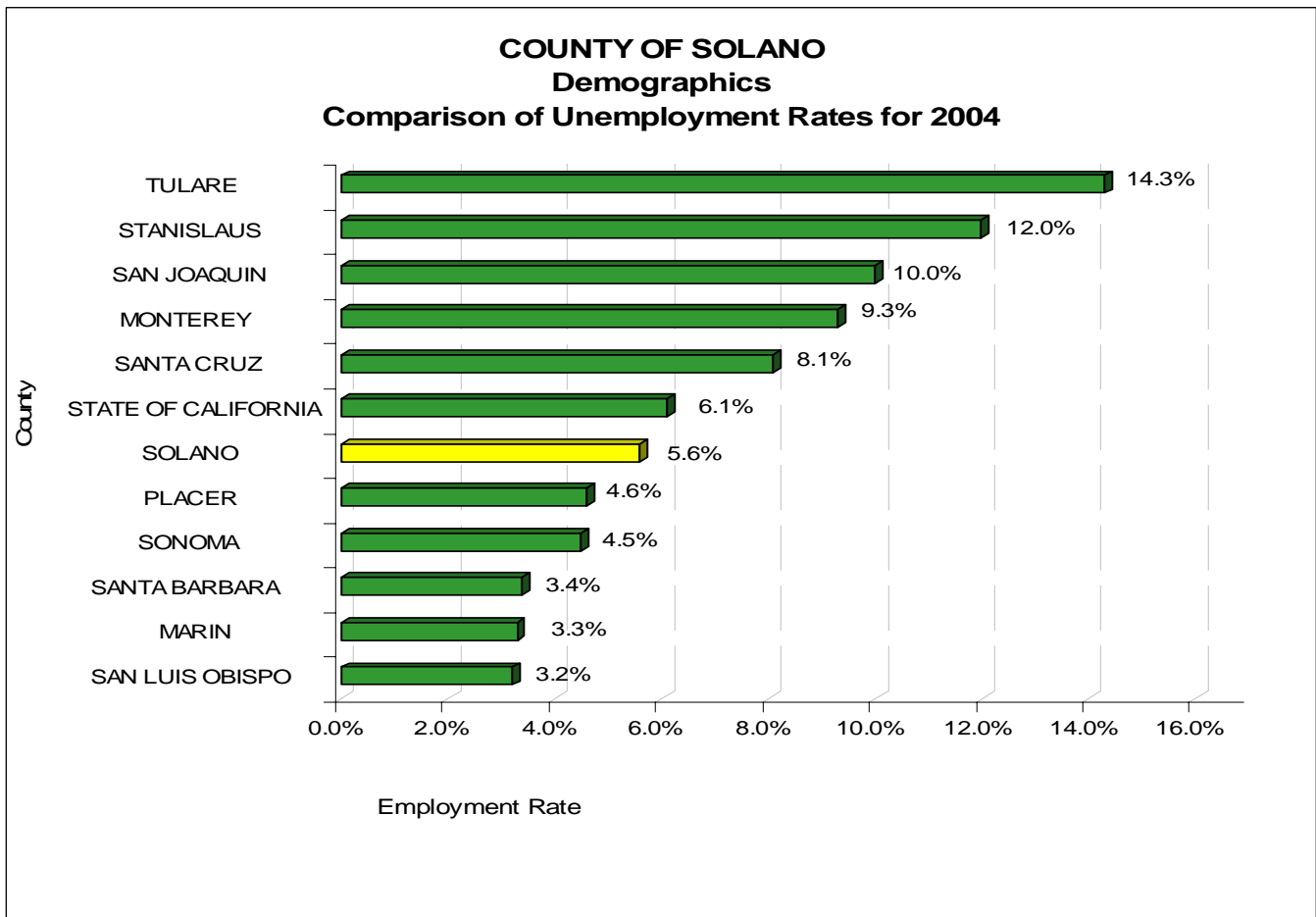
County Statistical Profile

Employment and Economic Growth

Solano County has experienced steady employment growth along with its 13% increase in population in the last decade. A profile of the commute patterns completed by the Employment Development Department in March 2003 shows that while the majority (60% or 130,000) of the County's workforce work in the County, approximately 40% or 85,000 of County residents commute to surrounding counties to work. Contra Costa leads with 29% of the County commuters, followed by Alameda with 17%, San Francisco with 14%, Napa with 11%, Sacramento and Marin with 6%, Yolo with 5%, San Mateo with 4%, Sonoma with 3%, and Santa Clara with 2%. The remaining 4% of the workers cite work in more distant counties or indicate their employment as "All Over".

The figures from the State of California's Employment Development Department (EDD) and the Association of Bay Area Governments (ABAG) indicate a workforce of approximately 215,000 in Solano County, or 49% of the population. This is an increase of 14% over the past five years and can be attributed to population and industry growth in California coupled with a moderat unemployment rate (5.6% for Solano County as of April 2004) in Bay Area counties.

The graph below shows the County's unemployment rate to the comparision counties and the State of California.



Source: California Employment Development Department

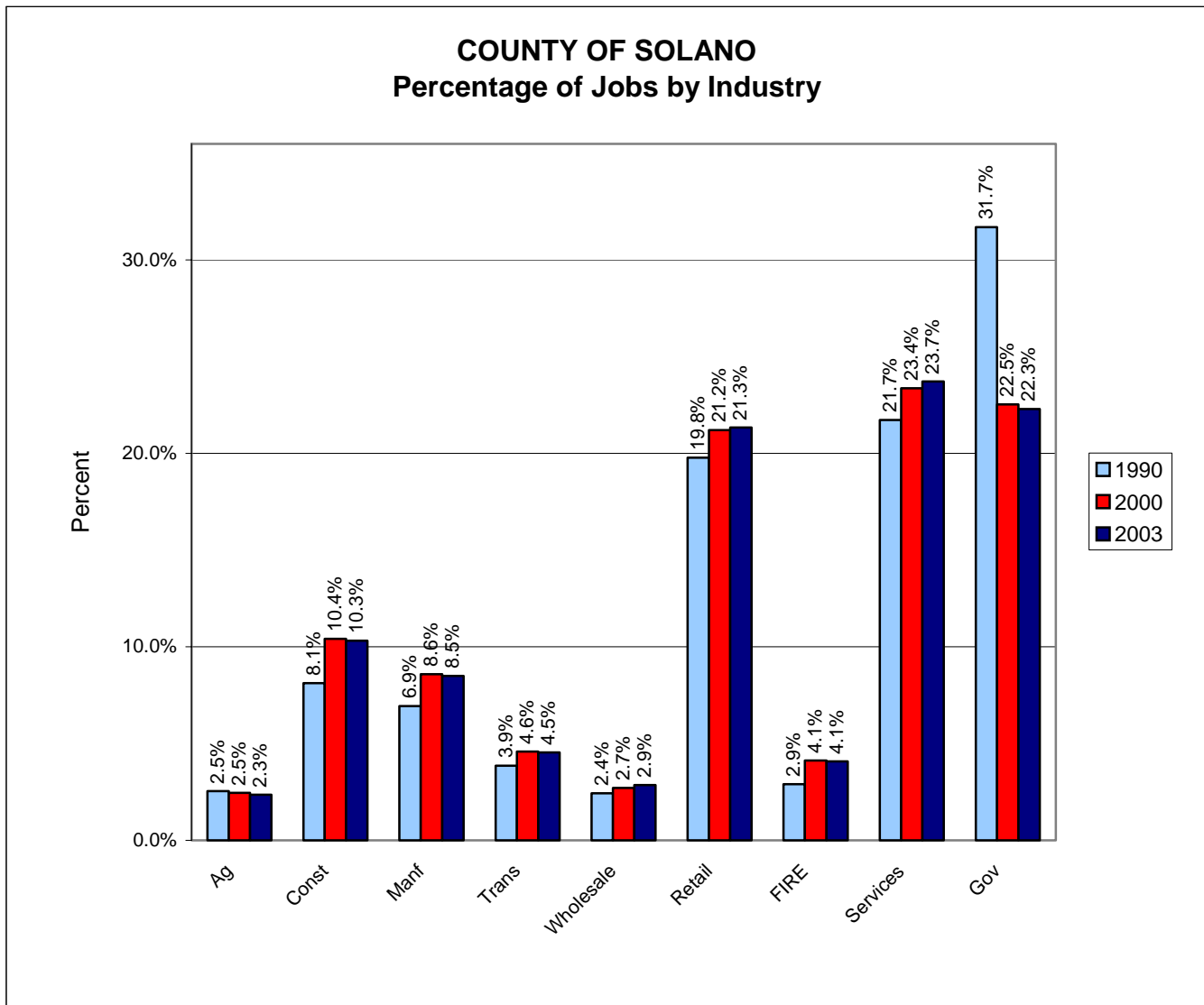
County Statistical Profile

The graph below represents the distribution of the 129,465 jobs projected in various industries in Solano County in 2003. Of the 129,465 jobs:

- 30,720 or 24% are in Services,
- 27,635 or 21% are in Retail,
- 28,870 or 22% are in Government,
- 13,345 or 10% are in Construction,
- 11,005 or 9% are in Manufacturing,
- 5,870 or 5% are in Transportation,
- 5,285 or 4%, are in Finance/Real Estate,

- 3,700 or 3% are in Wholesale Trade, and
- 3,035 or 2% are in Agriculture.

If the County workforce were able to fill all the available jobs, we would still need 85,535 additional jobs to allow all of our residents to live and work in Solano County. In reality, it's unlikely that there would be enough jobs in appropriate industries for the existing 129,465 jobs in the workforce of 215,000.



Source: Association of Bay Area Governments – Projections 2003

County Statistical Profile

The high number of County residents who currently work out of the County, approximately 40% of the workforce, indicates that in most industries the number of employment opportunities lag behind the number of working County residents who have skills in each specific industry. The job growth in Solano County shown moderate increases totaling 5% over the 13 year period since 1990. The ABAG projections through 2010 show Solano County growth rates at approximately 2% percent per year or 14% over the next 7 years. At this pace, a significant percentage of County residents will continue to commute to neighboring counties to work.

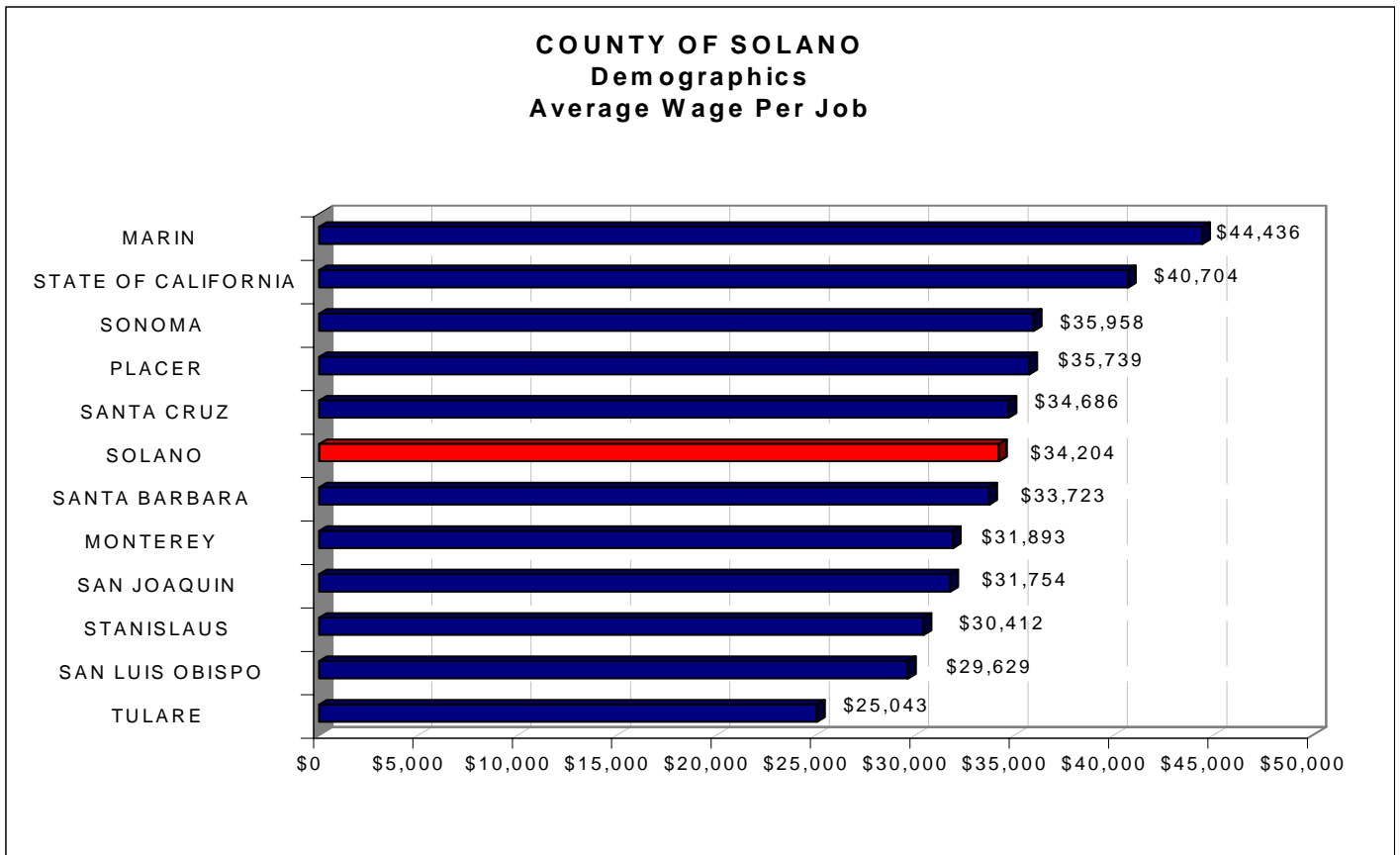
The fastest growing County industries since 1990 by overall percentage gain are:

- Finance/Insurance/Real Estate sector with 1,700 new jobs, or 48%.

- Construction with 3,300 new jobs, or 33%.
- Manufacturing with 2,435 new jobs, or 28%.
- Transportation, Communications and Utilities with 1,100 new jobs, or 23%.
- Wholesale Trade with 700 new jobs, or 23%.
- Services with 3,860 new jobs, or 14%.
- Retail with 3,200 new jobs, or 13%.

The 16,295 gain in jobs in these industries was negated by the loss of (10,300) government jobs due to the closure of Mare Island Naval Shipyard in 1996.

Despite the moderate job growth, Solano County's average wage per job of \$34,204 falls slightly above the median range of our comparison counties, as demonstrated by the following chart.



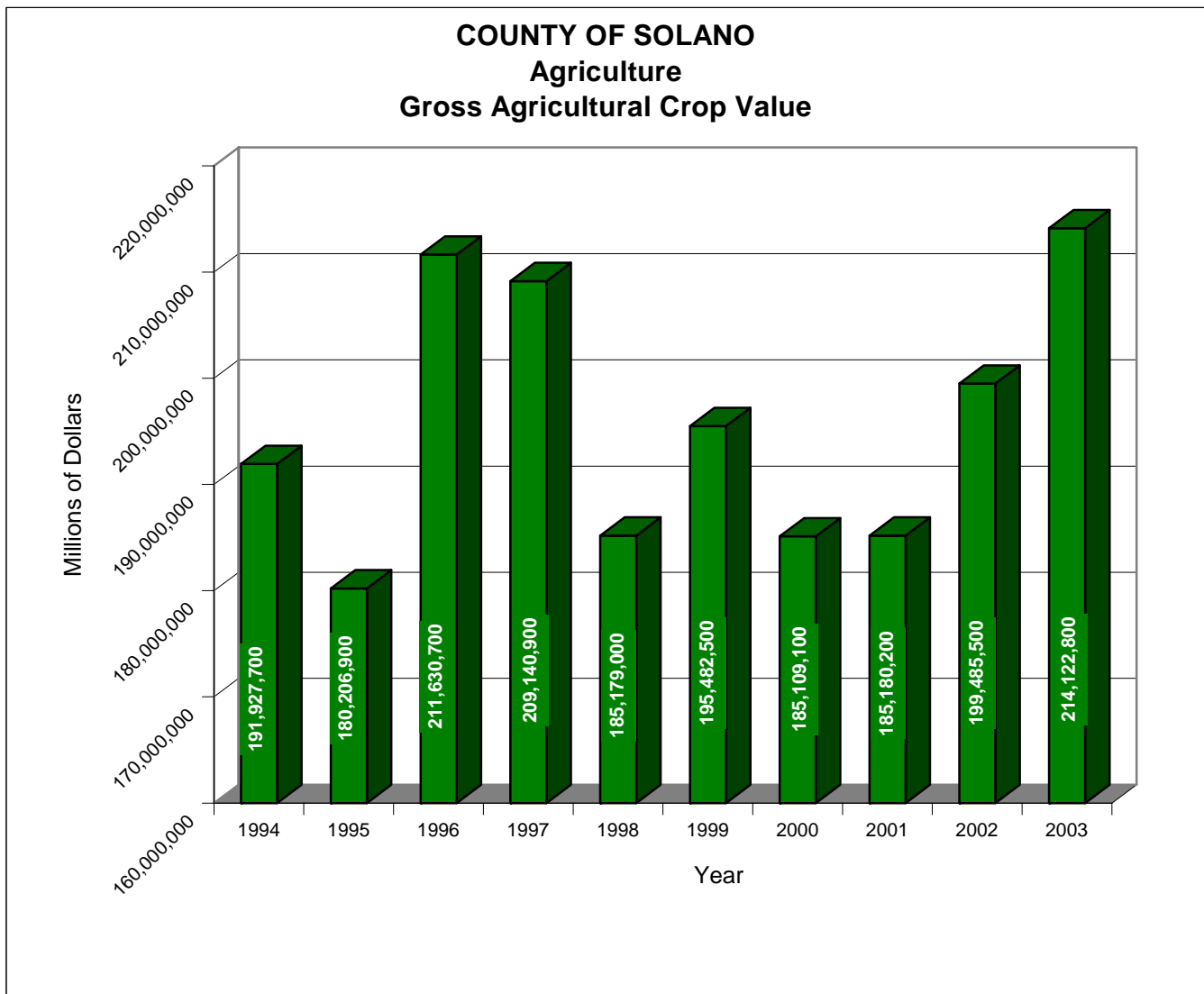
Source: Bureau of Economic Analysis, U.S. Department of Commerce

Gross Agricultural Crop Value

Sales of agricultural products continue to sustain the County's economy. With a 2003 estimated value of \$214,122,800, Solano County agriculture is diversified with approximately 70 different commodities including fruits, nuts, vegetables, grains, seed, nursery stock and livestock. Statewide data from all counties' 2002 commodity reports ranked Solano County 30th out of 58 counties in California in gross value of agricultural production and placed Solano County in the top five California counties for the production of sheep and lambs

(20.2% of the State's production), Grain Hay (4.8% of the State's production), Sudan Hay 6.4% of the State's production and Grain Corn (7.7% of the State's production).

Agriculture generates 10,077 agriculture and agricultural related jobs in the County, including those directly involved with production on the farm as well as numerous other jobs in support industries such as processing, transportation, services and supplies.



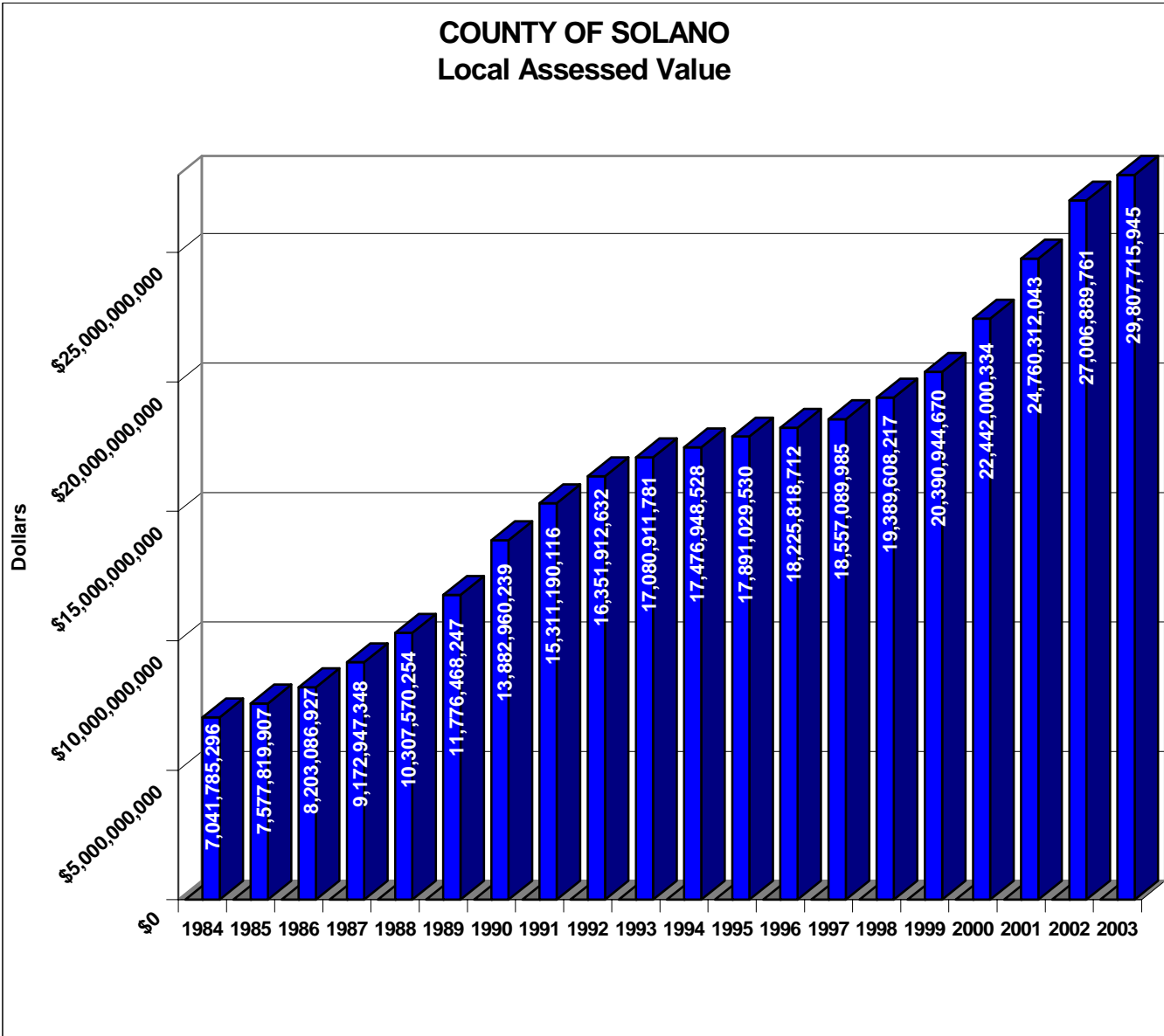
Source: County of Solano, Agricultural Commissioner

County Statistical Profile

County Assessed Values and Growth

This Table illustrates the 20 year growth in assessed values in Solano County. Property Taxes are a major source of local governmental revenues and are determined by assessed values.

The 2003 Assessment Roll of \$29,807,715,945 increased 10% over the prior year's roll value and represents property ownership values in Solano County as of January 1, 2003. The property tax rate throughout the entire State of California is 1% of assessed value.



Source: County of Solano, Assessor's Office, January 2004

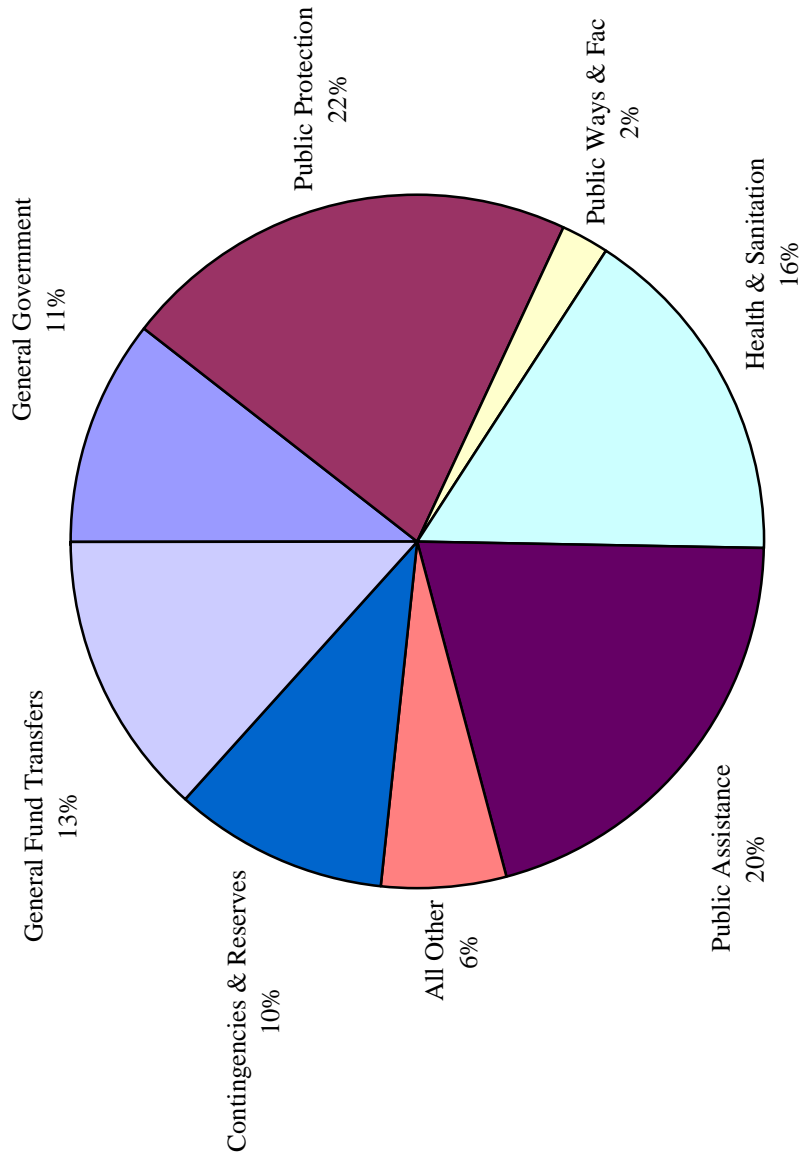
Principal Property Tax Payers

COUNTY OF SOLANO			
Principal Tax Payers with over \$50,000,000 in Assessed Value for FY 2003/04			
Principal Property Tax Payers	Business Type	Assessed Value FY2002/03	Tax Obligation*
Valero Refining Company-Calif	Oil	988,886,060	11,145,559
Genentech Inc	Manufacturing	361,147,548	4,235,998
Pacific Gas & Electric Co	Utility	294,065,725	3,589,774
Anheuser-Busch, Inc.	Manufacturing	260,387,363	2,914,964
PACIFIC BELL	Utility	142,780,849	1,711,171
California Northern Railroad	Transportation	110,516,083	1,646,676
Alza Corporation	Manufacturing/Warehousing	109,740,602	1,250,301
Solano Mall LLC	Commercial Sales	88,908,436	1,180,341
Gilroy Energy Center LLC	Manufacturing/Warehousing	83,000,000	866,601
Calwest Industrial Holdings	Manufacturing/Warehousing	77,701,142	913,164
Park Management Corporation	Theme Park	68,893,788	1,405,364
CPG Finance	Commercial Sales & Services	50,466,474	1,089,252

* Note: The Tax Obligation is calculated at 1% + voter approved bonds and any special assessments. The rate varies by tax area.
 LLC - Limited Liability Corporation
 LP – Limited Partnership

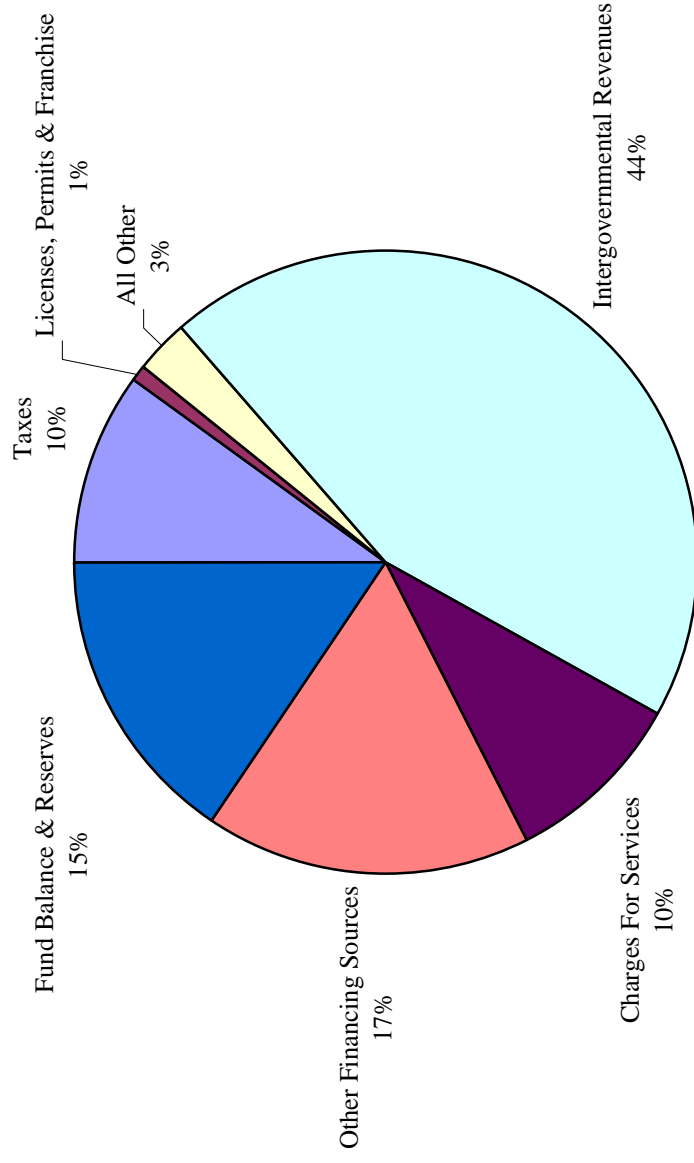
Source: County of Solano, Tax Collector/County Clerk, May 2004

SPENDING PLAN BY FUNCTION
Final Budget 2004/05



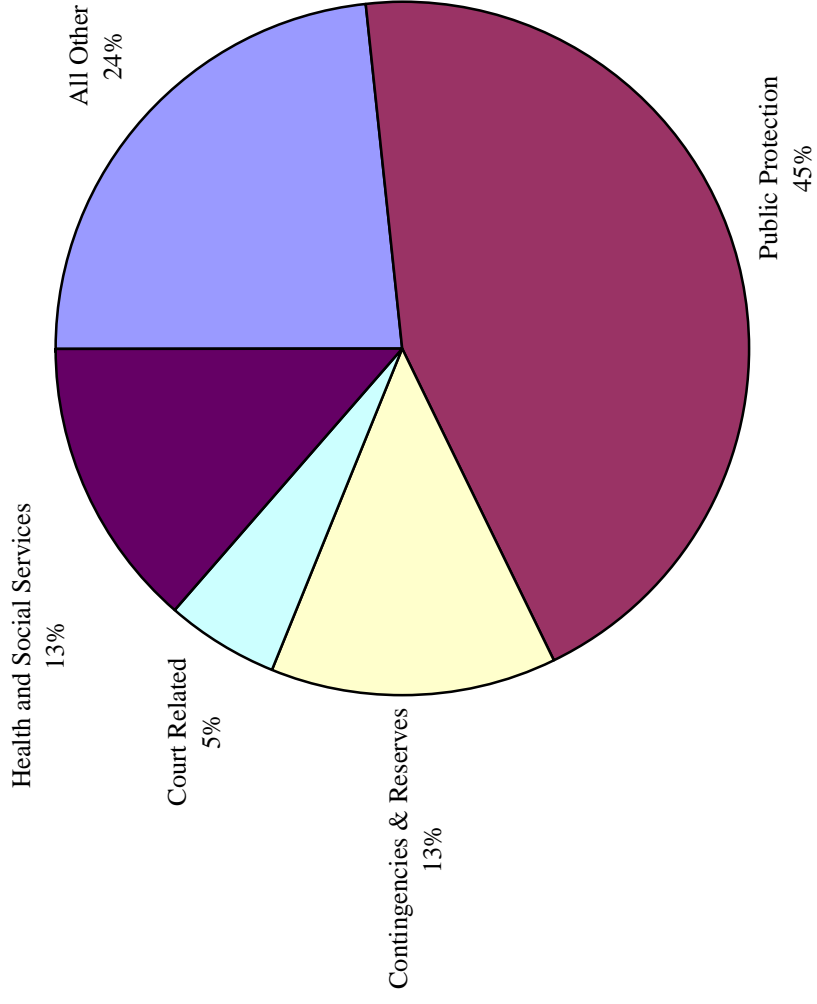
Total \$721.8 million

REVENUES BY SOURCE
Final Budget 2004/05



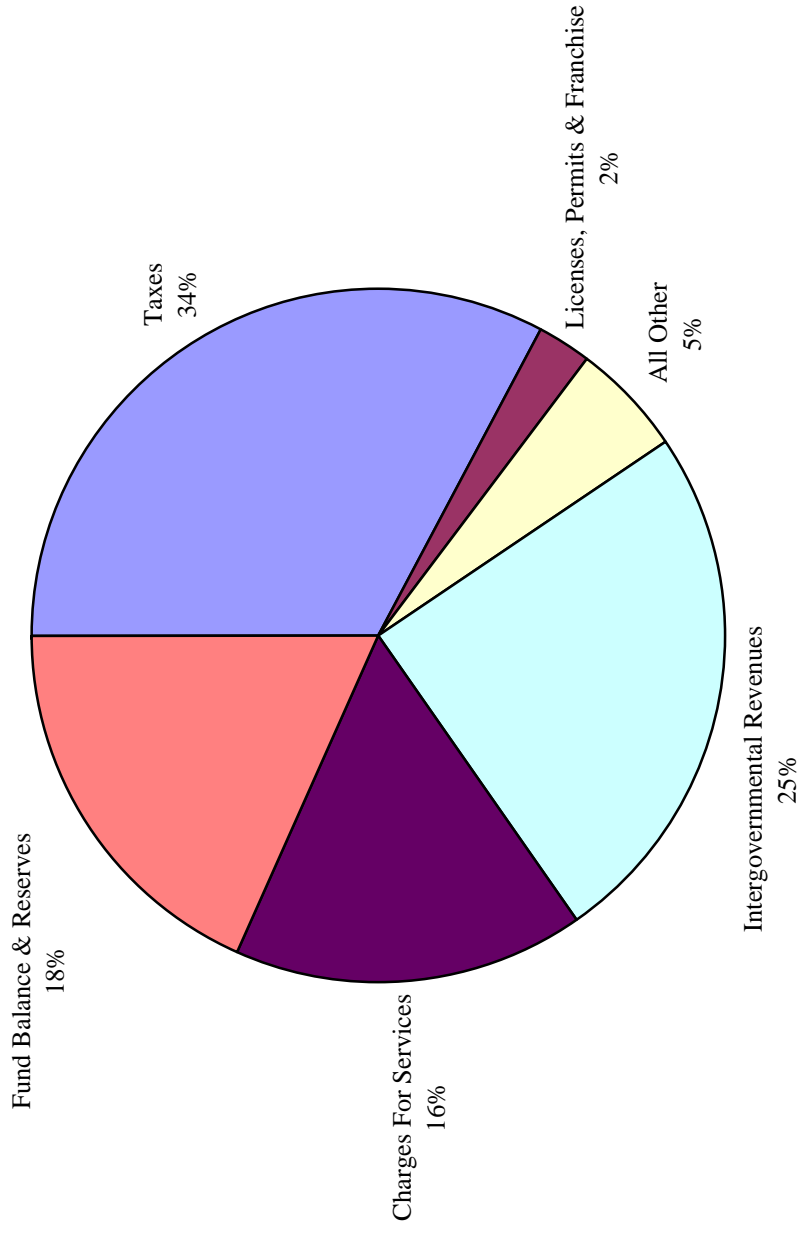
Total \$721.8 million

GENERAL FUND SPENDING PLAN
Final Budget 2004/05



Total \$185 million

GENERAL FUND MEANS OF FINANCING
Final Budget 2004/05



Total \$185 million

**COUNTY OF SOLANO
STATE OF CALIFORNIA
ALL FUNDS FINANCING USE DETAIL
FOR THE FISCAL YEAR 2004-2005**

FINANCING USES CLASSIFICATION APPROPRIATIONS AND REVENUES	2004 FINAL ADOPTED	2005 FINAL ADOPTED	DIFFERENCE	PERCENTAGE OF CHANGE
APPROPRIATIONS				
Salaries and Employee Benefits	212,969,742	236,130,831	23,161,089	10.88%
Services and Supplies	85,539,936	94,490,368	8,950,432	10.46%
Other Charges	182,004,005	171,709,559	-10,294,446	-5.66%
F/A Bldgs and Imprmts	74,816,583	23,828,251	-50,988,332	-68.15%
F/A Equipment	1,922,173	2,077,602	155,429	8.09%
Other Financing Uses	109,009,880	123,407,375	14,397,495	13.21%
Residual Equity Transfers	16,524	0	-16,524	-100.00%
Intra-Fund Transfers	-954,978	-1,266,182	-311,204	32.59%
Contingencies and Reserves	121,117,861	71,384,882	-49,732,979	-41.06%
TOTAL APPROPRIATIONS	\$ 786,441,726	\$ 721,762,686	\$ (64,679,040)	-8.22%
REVENUES				
Taxes	63,888,934	72,480,334	8,591,400	13.45%
Licenses, Permits & Franchise	4,617,855	5,079,742	461,887	10.00%
Fines, Forfeitures, & Penalty	3,859,143	4,923,186	1,064,043	27.57%
Revenue From Use of Money/Prop	6,505,600	4,978,227	-1,527,373	-23.48%
Intergovernmental Rev State	195,707,532	201,409,439	5,701,907	2.91%
Intergovernmental Rev Federal	88,253,105	96,696,169	8,443,064	9.57%
Intergovernmental Rev Other	14,251,828	22,368,904	8,117,076	56.95%
Charges For Services	64,635,723	68,640,335	4,004,612	6.20%
Misc Revenue	37,413,501	10,259,934	-27,153,567	-72.58%
Other Financing Sources	28,485,956	30,044,364	1,558,408	5.47%
General Fund Contribution	80,456,924	93,300,010	12,843,086	15.96%
Residual Equity Transfers	16,524	0	-16,524	-100.00%
From Reserve	5,001,471	37,035,696	32,034,225	640.50%
TOTAL REVENUES	\$ 593,094,096	\$ 647,216,340	\$ 54,122,244	9.13%
NET COUNTY COST	\$ 193,347,630	\$ 74,546,346	\$ (118,801,284)	-61.44%

**COUNTY OF SOLANO
STATE OF CALIFORNIA
GENERAL FUND FINANCING USE DETAIL
FOR THE FISCAL YEAR 2004-2005**

FINANCING USES CLASSIFICATION APPROPRIATIONS AND REVENUES	2004 FINAL ADOPTED	2005 FINAL ADOPTED	DIFFERENCE	PERCENTAGE OF CHANGE
APPROPRIATIONS				
Salaries and Employee Benefits	29,038,968	31,072,118	2,033,150	7.00%
Services and Supplies	18,251,380	22,370,586	4,119,206	22.57%
Other Charges	41,405,730	11,573,218	-29,832,512	-72.05%
F/A Equipment	19,595	0	-19,595	-100.00%
Other Financing Uses	84,126,091	96,565,370	12,439,279	14.79%
Intra-Fund Transfers	-1,386,420	-1,266,182	120,238	-8.67%
Contingencies and Reserves	17,219,697	24,709,993	7,490,296	43.50%
TOTAL APPROPRIATIONS	\$ 188,675,041	\$ 185,025,103	\$ (3,649,938)	-1.93%
REVENUES				
Taxes	53,151,566	60,786,000	7,634,434	14.36%
Licenses, Permits & Franchise	3,968,275	4,440,199	471,924	11.89%
Fines, Forfeitures, & Penalty	2,513,750	2,360,463	-153,287	-6.10%
Revenue From Use of Money/Prop	1,576,410	1,366,400	-210,010	-13.32%
Intergovernmental Rev State	28,151,994	34,033,256	5,881,262	20.89%
Intergovernmental Rev Federal	725,727	352,544	-373,183	-51.42%
Intergovernmental Rev Other	7,575,829	11,550,000	3,974,171	52.46%
Charges For Services	29,838,786	30,388,999	550,213	1.84%
Misc Revenue	33,868,344	5,307,164	-28,561,180	-84.33%
Other Financing Sources	465,285	739,348	274,063	58.90%
From Reserve	0	4,000,000	4,000,000	0.00%
TOTAL REVENUES	\$ 161,835,966	\$ 155,324,373	\$ (6,511,593)	-4.02%
NET COUNTY COST	\$ 26,839,075	\$ 29,700,730	\$ 2,861,655	10.66%

This Page Intentionally Left Blank

County of Solano
Final Budget 2004/2005 - Position Allocation Report
Effective 7/1/04 with revisions through 7/30/04

Position Title	ALLOC	LT	LT Expiration Date
2830 AGRICULTURE DEPT			
2831 Agri-Agricultural Commissioner			
Ag Bio/Wts & Meas Insp(Senior)	11.00		
Ag Commissioner/Sealer Wts/Mea	1.00		
			31-Oct-2005
Ag/Wts & Measures Aide	2.00	2.00	31-Oct-2005
Dep Ag Comm/Sealer Wts & Meas	3.00		
Office Assistant II	3.00		
Office Supervisor	1.00		
Staff Analyst	1.00		
DIVISION TOTAL	22.00	2.00	
DEPARTMENT TOTAL	22.00	2.00	
1150 ASSR/RECORDER DEPT			
1151 Assr-Administration			
Appraiser	12.00		
Appraiser (Senior)	4.00		
Appraiser (Spvsing)	2.00		
Appraiser Technician	2.00		
Assessment Services Manager	1.00		
Assessor/Recorder (E)	1.00		
Asst Assessor/Recorder	1.00		
Auditor-Appraiser	3.00		
Auditor-Appraiser (Senior)	1.00		
Auditor-Appraiser (Spvsing)	1.00		
Cadastral Mapping Tech II	1.00		
Cadastral Mapping Tech III	2.00		
Cadastral Mapping Tech(Spvsng)	1.00		
Clerical Operations Manager	1.00		
Office Assistant II	4.00		
Office Assistant III	6.00		
Office Coordinator	1.00		
DIVISION TOTAL	44.00		
2909 Recorder			
Clerical Operations Supv	2.00		
Office Assistant II	7.00		
Office Assistant III	8.00		
Office Coordinator	1.00		
Recording Operations Manager	1.00		
DIVISION TOTAL	19.00		
DEPARTMENT TOTAL	63.00		
1200 AUDITOR/CONTROLLER DEPARTMENT			
1201 Aud-Administration			
Asst Auditor-Controller	1.00		
Auditor-Controller (E)	1.00		
Office Coordinator	1.00		
DIVISION TOTAL	3.00		

County of Solano
Final Budget 2004/2005 - Position Allocation Report
Effective 7/1/04 with revisions through 7/30/04

Position Title	ALLOC	LT	LT Expiration Date
1202 Aud-Property Tax			
Accountant-Auditor III	3.00		
DIVISION TOTAL	3.00		
1203 Aud-Systems & Accounting			
Accountant-Auditor III	1.00		
Accounting Clerk III	6.00		
Accounting Clerk III (C)	2.00		
Accounting Supervisor	1.00		
Accounting Technician (C)	2.00		
Chief Dep Auditor-Controller	1.00		
Fixed Assets Tech	1.00		
Payroll Officer (C)	1.00		
Systems Accountant	1.00		
DIVISION TOTAL	16.00		
1204 Aud-Audit			
Accountant-Auditor III	4.00		
Dep Auditor-Controller	1.00		
DIVISION TOTAL	5.00		
1205 Aud-Grants			
Accountant-Auditor III	3.00		
Dep Auditor-Controller	1.00		
DIVISION TOTAL	4.00		
1206 Aud-Training Accounting			
Accountant-Auditor III	1.00		
DIVISION TOTAL	1.00		
DEPARTMENT TOTAL	32.00		
1000 BOARD OF SUPERVISORS			
1001 BOS-District 1			
Board of Supervisors (E)	1.00		
Board of Supervisors Aide	1.00		
DIVISION TOTAL	2.00		
1002 BOS-District 2			
Board of Supervisors (E)	1.00		
Board of Supervisors Aide	1.00		
DIVISION TOTAL	2.00		
1003 BOS-District 3			
Board of Supervisors (E)	1.00		
Board of Supervisors Aide	1.00		
DIVISION TOTAL	2.00		
1004 BOS-District 4			
Board of Supervisors (E)	1.00		
Board of Supervisors Aide	1.00		
DIVISION TOTAL	2.00		

County of Solano
Final Budget 2004/2005 - Position Allocation Report
Effective 7/1/04 with revisions through 7/30/04

Position Title	ALLOC	LT	LT Expiration Date
1005 BOS-District 5			
Board of Supervisors (E)	1.00		
Board of Supervisors Aide	1.00		
DIVISION TOTAL	2.00		
DEPARTMENT TOTAL	10.00		
6200 COOPERATIVE EXTENSION-UC			
Cooperative Extension Asst	2.25		
Office Coordinator	1.00		
DIVISION TOTAL	3.25		
DEPARTMENT TOTAL	3.25		
1100 COUNTY ADMINISTRATOR'S OFFICE			
1114 Clerk of the Board of Superv			
Administrative Secretary (C)	1.00		
Board Clerk/Exec Assistant	1.00		
DIVISION TOTAL	2.00		
1115 CAO Administration			
Asst County Administrator	2.00		
Asst Dep County Administrator	2.00		
Board Clerk/Exec Assistant	1.00		
County Administrator	1.00		
Management Analyst (Senior)	4.00		
Office Assistant II (C)	1.00		
Office Coordinator (C)	1.00		
DIVISION TOTAL	12.00		
1116 CAO-Affirmative Action			
EEO Analyst	1.00		
EEO Compliance Officer	1.00		
DIVISION TOTAL	2.00		
DEPARTMENT TOTAL	16.00		
1400 COUNTY COUNSEL DEPT			
1400 COUNTY COUNSEL DEPT			
Asst County Counsel	1.00		
County Counsel	1.00		
Dep County Counsel IV	9.00		
Dep County Counsel V	2.00		
Legal Secretary (C)	3.00		
Office Supervisor (C)	1.00		
Paralegal (C)	1.00		
DIVISION TOTAL	18.00		
DEPARTMENT TOTAL	18.00		
1600 DOIT-COMMUNICATIONS			
1601 DOIT-Comm-Admin			
Accounting Technician	1.00		

County of Solano
Final Budget 2004/2005 - Position Allocation Report
Effective 7/1/04 with revisions through 7/30/04

Position Title	ALLOC	LT	LT Expiration Date
Communications Manager	1.00		
Communications Tech (Senior)	2.00		
Communications Technician II	4.00		
Office Assistant II	1.00		
DIVISION TOTAL	9.00		
DEPARTMENT TOTAL	9.00		
1550 DOIT-REGISTRAR OF VOTERS			
1551 DOIT-ROV-Gen & Primary Electns			
Accounting Technician	1.00		
Election Coordinator	3.00		
Election Program Supervisor	1.00		
Elections Manager	1.00		
Elections Technician I	3.00		
Elections Technician II	1.00		
DIVISION TOTAL	10.00		
DEPARTMENT TOTAL	10.00		
1140 DOIT-SO CO INTEGRATED PROP SYS			
1140 DOIT-SO CO INTEGRATED PROP SYS			
Programmer Analyst	3.00		
Systems Analyst	2.00		
Systems Analyst (Senior)	2.00		
DIVISION TOTAL	7.00		
DEPARTMENT TOTAL	7.00		
2480 DEPT OF CHILD SUPPORT SERVICES			
2485 Chld Supp Svcs Casework Stats			
Child Support Attorney IV	3.00		
Child Support Attorney V	1.00		
Child Support Spec	54.00		
Child Support Spec (Senior)	9.00		
Child Support Spec (Spvsing)	6.00		
Child Support Training Spec	1.00		
Paralegal	4.00		
Staff Analyst	2.00		
DIVISION TOTAL	80.00		
2486 Chld Supp Svcs Administration			
Director of Child Support Svcs	1.00		
DIVISION TOTAL	1.00		
2487 Chld Supp Svcs Clerical Supp			
Accountant	1.00		
Accounting Clerk III	18.00		
Accounting Supervisor	1.00		
Accounting Technician	4.00		
Clerical Operations Manager	1.00		
Clerical Operations Supv	1.00		
Legal Secretary	13.00		
Legal Secretary (Senior)	1.00		

County of Solano
Final Budget 2004/2005 - Position Allocation Report
Effective 7/1/04 with revisions through 7/30/04

Position Title	ALLOC	LT	LT Expiration Date
Office Assistant II	24.00		
Office Assistant III	2.00		
Office Coordinator	1.00		
DIVISION TOTAL	67.00		
DEPARTMENT TOTAL	148.00		
1870 DEPT OF INFORMATION TECHNOLOGY			
1873 DOIT-L&J-IT Support Team			
Info Tech Manager	1.00		
Info Tech Spec II	3.00		
DIVISION TOTAL	4.00		
1874 DOIT-HSS-IT Support Team			
Info Tech Manager	1.00		
Info Tech Spec (Senior)	2.00		
Info Tech Spec II	10.00		
Office Assistant III	1.00		
DIVISION TOTAL	14.00		
1875 DOIT-CIO Administration			
Chief Information Officer	1.00		
IT Finance & Administration Mgr	1.00		
Office Coordinator	1.00		
DIVISION TOTAL	3.00		
1877 DOIT-Info Tech Support Team			
Info Tech Spec II	1.00		
Info Tech Spec II (C)	1.00		
Systems & Programming Manager	1.00		
Systems Analyst (Senior)	5.00		
DIVISION TOTAL	8.00		
1895 DOIT-Cowide Geog Info			
Systems Analyst	1.00		
DIVISION TOTAL	1.00		
DEPARTMENT TOTAL	30.00		
6500 DISTRICT ATTORNEY DEPT			
6501 DA-Criminal Division			30-Jun-2006
Accounting Clerk I	1.00	1.00	
Accounting Clerk III	0.50		
Chief D A Investigator	1.00		
Chief Deputy District Attorney	2.00		
Clerical Operations Manager	1.00		
Clerical Operations Supv	3.00		
Collections Officer	1.00	1.00	30-Jun-2006
Dep District Attorney IV	38.00		
Dep District Attorney V	11.00		
District Attorney (E)	1.00		
District Attorney Inv(Spvsing)	1.00		
District Attorney Investigator	8.00		

County of Solano
Final Budget 2004/2005 - Position Allocation Report
Effective 7/1/04 with revisions through 7/30/04

Position Title	ALLOC	LT	LT Expiration Date
Investigative Asst - Dist Atty	1.00		
Legal Procedures Clerk	14.00		
Legal Procedures Clerk(Senior)	1.00		
Legal Secretary	11.00		
Office Assistant II	6.00		
Office Assistant III	2.00		
Office Supervisor	1.00		
Paralegal	1.00		
Paralegal (Senior)	1.00		
Process Server	5.00		
Victim/Witness Assistant	4.50		
Victim/Witness Program Coord	1.00		
DIVISION TOTAL	117.00	2.00	
6502 DA-Consumer Affairs			
Dep District Attorney IV	3.00		
Paralegal	1.00		
DIVISION TOTAL	4.00		
6506 DA-MultidisciplinaryIntervw Ct			
Social Worker II	1.00		
DIVISION TOTAL	1.00		
DEPARTMENT TOTAL	122.00	2.00	
1530 FIRST 5 SOLANO CHILDREN & FAM			
1531 1st 5 Solan C&F-Operations			
Administrative Secretary (C)	1.00		
Contract & Program Specialist	2.00	1.00	30-Jun-2007
Exec Dir of Children&Families	1.00		
Fiscal & Contracts Admin	1.00		
Office Assistant II	1.00		
DIVISION TOTAL	6.00	1.00	
DEPARTMENT TOTAL	6.00	1.00	
2801 FOUTS SPRINGS YOUTH FACILITY			
2802 Fouts Springs County Program			
Group Counselor	10.00		
Group Counselor (Senior)	2.00		
DIVISION TOTAL	12.00		
2804 Fouts Springs State Cont-CYA			
Group Counselor	2.00		
Group Counselor (Senior)	3.00		
Group Counselor (Spvsing)	1.00		
DIVISION TOTAL	6.00		
2805 Fouts Springs Snow Mt Acadmy			
Group Counselor	7.00		
Group Counselor (Senior)	1.00		
Group Counselor (Spvsing)	1.00		
DIVISION TOTAL	9.00		

County of Solano
Final Budget 2004/2005 - Position Allocation Report
Effective 7/1/04 with revisions through 7/30/04

Position Title	ALLOC	LT	LT Expiration Date
2806 Fouts Springs Administration			
Administrative Secretary (C)	1.00		
Asst Superintendent-FSYF	1.00		
Building Trades Mechanic	2.00		
Building Trades Mechanic(Lead)	1.00		
Cook	3.00		
Cook (Spvsing)	1.00		
Correction Hlth Care Nurse(Sr)	1.00		
Licensed Vocational Nurse	1.00		
Office Assistant II	1.00		
Staff Analyst	1.00		
Superintendent - FSYP	1.00		
DIVISION TOTAL	14.00		
DEPARTMENT TOTAL	41.00		
1117 GENERAL SERVICES			
1102 Gen Svcs Administration			
Accounting Clerk III	1.00		
Accounting Technician	1.00		
Administrative Secretary	2.00		
Asst Director of General Svcs	1.00		
Director Of General Services	1.00		
Staff Analyst	1.00		
DIVISION TOTAL	7.00		
1270 Gen Svcs-Architect Admin			
Accountant	1.00		
Architectural Proj Coordinator	1.00		
Associate County Architect	2.00	1.00	30-Jun-2005
County Architect	1.00		
Office Assistant II	2.00	1.00	30-Jun-2005
DIVISION TOTAL	7.00	2.00	
1280 Gen Svcs-CntrlSvcs Div			
Administrative Secretary	1.00		
Buyer	3.00		
Central Services Manager	1.00		
Inventory Coordinator	1.00		
Office Assistant II	2.00		
Office Assistant III	1.00		
DIVISION TOTAL	9.00		
1650 Gen Svcs-Facilities			
Building Trades Mechanic	9.00	1.00	30-Jun-2005
Building Trades Mechanic(Lead)	1.00		
Facilities Operations Manager	1.00		
Office Assistant II	1.00	1.00	30-Jun-2005
Office Assistant III	1.00		
Projects and Svcs Coordinator	1.00		
Small Projects Coordinator	1.00	1.00	30-Jun-2005
Stationary Engineer	7.00	1.00	30-Jun-2005

County of Solano
Final Budget 2004/2005 - Position Allocation Report
Effective 7/1/04 with revisions through 7/30/04

Position Title	ALLOC	LT	LT Expiration Date
Stationary Engineer (Senior)	1.00		
DIVISION TOTAL	23.00	4.00	
 1658 Gen Svcs-Grounds Maint			
Groundskeeper	5.00		
Groundskeeper (Senior)	1.00		
DIVISION TOTAL	6.00		
 1659 Gen Svcs-Custodial			
Custodial Supervisor	2.00		
Custodian	23.00		
Custodian (Lead)	3.00		
DIVISION TOTAL	28.00		
 DEPARTMENT TOTAL	80.00	6.00	
 9000 GENL SVCS - AIRPORT			
9002 GS-Airport-Airport			
Administrative Secretary	1.00		
Airport Maintenance Worker	1.00		
Airport Manager	1.00		
DIVISION TOTAL	3.00		
 DEPARTMENT TOTAL	3.00		
 7000 GENL SVCS-PARKS & REC			
7001 GS-P&R-Admin			
Parks Services Manager	1.00		
DIVISION TOTAL	1.00		
 7003 GS-P&R-Lake Solano			
Park Ranger	1.00		
Park Ranger Supervisor	2.00		
DIVISION TOTAL	3.00		
 7004 GS-P&R-Sandy Beach			
Park Ranger	1.00		
Park Ranger Supervisor	1.00		
DIVISION TOTAL	2.00		
 DEPARTMENT TOTAL	6.00		
 1642 GENL SVCS-PROPERTY MGMT			
1642 GENL SVCS-PROPERTY MGMT			
Real Property Manager	1.00		
DIVISION TOTAL	1.00		
 DEPARTMENT TOTAL	1.00		
 1901 GENL SVCS-REPROGRAPHICS			
1901 GENL SVCS-REPROGRAPHICS			
Duplicating Equipment Operator	3.00		

County of Solano
Final Budget 2004/2005 - Position Allocation Report
Effective 7/1/04 with revisions through 7/30/04

Position Title	ALLOC	LT	LT Expiration Date
Duplicating Services Assistant	0.50		
Duplicating Services Spvsr	1.00		
DIVISION TOTAL	4.50		
DEPARTMENT TOTAL	4.50		
2850 GENLSVCS-ANIMAL CARE SVCS			
2851 GS-ACS-Animal Care Services			
Animal Care Manager	1.00		
Animal Care Officer	3.00		
Animal Care Specialist	4.00		
Animal Care Specialist (Lead)	1.00		
Animal Care Specialist (Spvsg)	1.00		
Asst Animal Care Mgr/Vol Coord	1.00		
Clerical Operations Supv	1.00		
Office Assistant II	2.00		
DIVISION TOTAL	14.00		
DEPARTMENT TOTAL	14.00		
3100 GENLSVCS-FLEET MANAGEMENT			
3100 GENLSVCS-FLEET MANAGEMENT			
Equipment Mechanic	6.00		
Equipment Service Worker	1.00		
Fleet Manager	1.00		
Fleet Services Supervisor	2.00		
Office Coordinator	1.00		
DIVISION TOTAL	11.00		
DEPARTMENT TOTAL	11.00		
7500 HEALTH & SOCIAL SERVICES DEPT			
7501 H&SS-Administration Div			
Accountant	3.00		
Accountant (Senior)	1.00		
Accounting Clerk III	25.00		
Accounting Supervisor	7.00		
Accounting Technician	21.00		
Administrative Secretary	2.00		
Administrative Technician	1.00		
Appeals Specialist	13.00		
Asst Director H&SS/Operations	1.00		
Asst Director H&SS/Resrch&Plan	1.00		
Chief Financial Officer	1.00		
Clerical Operations Manager	1.00		
Clerical Operations Supv	3.00		
Courier	3.00		
Dep Director of H&SS - Admin	1.00		
Director of Health & Soc Svcs	1.00		
Employment Resources Spec III	6.00		
Epidemiologist	1.00		
Facilities Coordinator	1.00		
Inventory Clerk	4.00		

County of Solano
Final Budget 2004/2005 - Position Allocation Report
Effective 7/1/04 with revisions through 7/30/04

Position Title	ALLOC	LT	LT Expiration Date
Inventory Coordinator	1.00		
Office Assistant II	31.50	1.00	31-Aug-2004 MEDICAL
Office Assistant III	19.00		
Office Coordinator	5.00		
Office Supervisor	2.00		
Policy & Financial Analyst	4.00		
Program Specialist	1.00		
Project Manager	1.00		
Special Programs Supervisor	3.00		
Staff Analyst	9.00		
Staff Analyst (Senior)	5.00		
Welfare Fraud Investig (Spvsg)	1.00		
Welfare Fraud Investigator II	11.00		
Welfare Fraud Investigator Mgr	1.00		
DIVISION TOTAL	191.50	1.00	
7550 H&SS-Public Guardian Div			
Accountant	1.00		
Accounting Clerk III	2.00		
Dep PubAdmin/PubGuard/PubCons	1.00		
Dep Public Guardian	3.00		
Office Assistant II	2.50		
Social Services Supervisor	1.00		
Social Services Worker	2.00		
DIVISION TOTAL	12.50		
7560 H&SS-Substance Abuse Division			
Clerical Operations Supv	1.00		
Clinical Services Associate	2.00		
Health Education Specialist	2.00		
Mental Health Clin (Spvsing)	1.00		
Mental Health Clinician (Lic)	12.00		
Mental Health Program Coord	1.00		
Office Assistant II	2.00		
Substance Abuse Administrator	1.00		
Substance Abuse Program Coord	1.00		
DIVISION TOTAL	23.00		
7580 H&SS-Family Health Svcs Div			
Accounting Clerk III	3.00		
Clinic Physician	2.40	1.00	31-Mar-2006
Clinic Physician (Board Cert)	2.80		
Clinic Registered Nurse	8.90		
Clinic Registered Nurse (Sr)	2.00		
Clinical Lab Scientist	2.00		
Dental Assistant (Reg Lead)	1.00		
Dental Assistant (Registered)	3.00		
Dental Office Supervisor	1.00		
Dentist	1.00		
Dentist Manager	1.00		
Health Services Administrator	1.00		
Medical Assistant	7.00		
Nurse Practitioner	0.50		

County of Solano
Final Budget 2004/2005 - Position Allocation Report
Effective 7/1/04 with revisions through 7/30/04

Position Title	ALLOC	LT	LT Expiration Date
Office Assistant II	9.10		
Office Assistant III	1.00		
Office Supervisor	2.00		
Physician Manager	1.00		
Radiologic Technologist	1.00		
DIVISION TOTAL	50.70	1.00	
7598 H&SS-MH Managed Care Div			
Clinical Nurse Specialist	1.00		
Mental Health Clin (Spvsing)	1.00		
Mental Health Clinician (Lic)	1.00		
Mental Health Nurse	1.00		
Office Assistant II	1.00		
Office Assistant III	1.00		
Psychiatrist (Board Cert)	1.00		
DIVISION TOTAL	7.00		
7600 H&SS-Child Welfare Svcs Div			
Dep Director of H&SS-Soc Progm	1.00		
Eligibility Benefits Spec II	5.00		
Eligibility Benefits Spec III	1.00		
Legal Procedures Clerk	1.00		
Legal Procedures Clerk(Senior)	1.00		
Mental Health Clinician (Lic)	1.00		
Office Assistant II	7.00		
Office Assistant III	4.00		
Office Coordinator	1.00		
Office Supervisor	1.00		
Paralegal	1.00		
Public Hlth Nurse	2.00		
Social Services Program Coord	1.00		
Social Services Supervisor	11.00		
Social Services Worker	10.00		
Social Svcs Manager	4.00		
Social Worker II	18.00		
			30-Jun-2005
			31-Aug-2005
			30-Sep-2004 MEDICAL
Social Worker III	56.00	4.00	31-Mar-2005 MEDICAL
Special Programs Supervisor	1.00		
DIVISION TOTAL	127.00	4.00	
7640 H&SS-Oldr&Disbl Adult Svcs			
Accounting Clerk III	3.00		
Administrative Secretary	1.00		
Clerical Operations Supv	1.00		
Dep Director of H&SS-Soc Progm	1.00		
Eligibility Benefits Spec II	15.00		
Eligibility Benefits Spec III	2.00		
Eligibility Benefits Spec Supv	2.00		
Mental Health Clinician (Lic)	2.00		
Nursing Supervisor	1.00		
Office Assistant II	1.00		

County of Solano
Final Budget 2004/2005 - Position Allocation Report
Effective 7/1/04 with revisions through 7/30/04

Position Title	ALLOC	LT	LT Expiration Date
Office Assistant III	4.00		
Public Hlth Nurse	4.00		
Social Services Administrator	1.00		
Social Services Supervisor	3.00		
Social Services Worker	1.00		
Social Worker II	15.00		
Social Worker III	13.00	1.00	15-Feb-2005
DIVISION TOTAL	70.00	1.00	
7650 H&SS-Employ & Elig Svcs Div			
Accounting Clerk III	2.00	1.00	30-Jun-2005
Administrative Secretary	7.00		
Appeals Specialist	3.00		
Clerical Operations Supv	2.00		
Dep Director of H&SS-Soc Progm	1.00		
Eligibility Benefits Spec II	92.00		
			30-Jun-2005 MEDICAL
Eligibility Benefits Spec III	11.00	2.00	30-Jun-2005 MEDICAL
Eligibility Benefits Spec Supv	9.00		
			30-Jun-2005 MEDICAL
			30-Jun-2005 MEDICAL
Employment Resources Spec II	70.00	3.00	30-Jun-2005 MEDICAL
Employment Resources Spec III	10.00		
Employment Resources Spec Supv	12.00		
Employment/Eligibility SvcsMgr	7.00		
Office Aide	1.00		
Office Assistant II	18.50		
Office Assistant III	32.00		
Office Coordinator	2.00		
Office Supervisor	1.00		
Program Specialist	11.00		
Social Services Administrator	1.00		
Social Services Supervisor	1.00		
Social Worker II	4.00		
Social Worker III	3.00		
Special Programs Supervisor	5.00		
Staff Development Trainer	12.00		
DIVISION TOTAL	317.50	6.00	
7690 H&SS-IHSS-Pub Auth Svcs Div			
Office Assistant II	1.00		
Public Authority Administrator	1.00		
Social Worker II	2.00		
Staff Analyst	1.00		
DIVISION TOTAL	5.00		
7700 H&SS-Mental Health Div			
Administrative Secretary	1.50		
Clinical Psychologist	2.10		
Consumer Affairs Liaison	1.00		
Crisis Specialist	8.65		
Dep Director of H&SS-Mntl Hlth	1.00		
Medical Records Supervisor	1.00		

County of Solano
Final Budget 2004/2005 - Position Allocation Report
Effective 7/1/04 with revisions through 7/30/04

Position Title	ALLOC	LT	LT Expiration Date
Medical Records Technician	5.00	1.00	30-Sep-2004 MEDICAL
Mental Health Clin (Spvsing)	8.00		
			30-Jun-2005
			30-Jun-2005
			30-Jun-2005
Mental Health Clinician (Lic)	78.65	4.00	30-Jun-2005
Mental Health Clinician (Reg)	1.00		
Mental Health Medical Director	1.00		
Mental Health Nurse	10.00		
Mental Health Program Coord	6.00		
Mental Health Services Manager	3.00		
Mental Health Services Mgr(Sr)	4.00		
Mental Health Specialist I	4.80		
			30-Jun-2005
			30-Jun-2005
			30-Jun-2005
Mental Health Specialist II	28.75	4.00	30-Jun-2005
Mental Hlth Svcs Administrator	3.00		
Nursing Supervisor	1.00		
Occupational Therapist	1.00		
Office Assistant II	13.00	1.00	30-Jun-2005
Office Assistant III	18.00	1.00	30-Sep-2004 MEDICAL
Office Coordinator	2.00		
Office Supervisor	3.00		
Patient Benefits Specialist	2.00		
Psychiatric Technician	1.00		
Psychiatrist	5.50		
Psychiatrist (Board Cert)	3.30		
Psychiatrist(Child-Board Cert)	0.63		
Quality Assurance Manager	1.00		
Social Svcs Manager	1.00		
DIVISION TOTAL	220.88	11.00	
7800 H&SS-Public Health Svcs Div			
Accounting Clerk III	3.00		
Administrative Secretary	1.80		
Bioterr Prep&Response Prog Mgr	1.00	1.00	31-Aug-2005
Clinic Registered Nurse	1.60		
Communic Disease Invest(Spvsg)	1.00		
Communicable Disease Invest	1.00		
Dep Director H&SS - Health Off	1.00		
Emergency Medical Svcs Admin	1.00		
			31-Oct-2006
			31-Oct-2006
Health Assistant	36.40	3.00	31-Oct-2006
Health Education Assistant	3.00		
Health Education Program Mgr	1.00		
Health Education Spec (Sr)	4.00	1.00	31-Aug-2005
Health Education Spec(Spvsg)	1.00		
Health Education Specialist	6.45		
Health Services Administrator	1.00		
Health Services Manager	2.00		
Health Services Manager (Sr)	3.00		

County of Solano
Final Budget 2004/2005 - Position Allocation Report
Effective 7/1/04 with revisions through 7/30/04

Position Title	ALLOC	LT	LT Expiration Date
Mental Health Clinician (Lic)	0.80		
Nurse Case Specialist	1.00		
Nursing Manager	1.00		
Nursing Services Director	1.00		
Nursing Supervisor	2.00		
Occupational Health Prog Mgr	1.00		
Occupational Therapist	2.00		
Office Aide	2.00		
Office Assistant II	11.10		
Office Assistant III	9.75		
Office Coordinator	2.00		
Office Supervisor	2.00		
Physical Therapist	1.80		
Physician Manager	1.00		
Prehospital Care Coordinator	1.00		
Project Manager	1.00	1.00	31-Oct-2006
Public Hlth Lab Director	1.00		
Public Hlth Lab Technician	3.00		
Public Hlth Lab Technician(Sr)	1.00		
Public Hlth Microbiol(Spvsing)	1.00		
Public Hlth Microbiologist	2.00		
Public Hlth Nurse	31.15	1.00	31-Oct-2006
Public Hlth Nurse (Senior)	5.00		
Public Hlth Nutritionist	8.75		
Public Hlth Nutritionst(Spvsng)	4.60		
			31-Oct-2006
Social Worker III	6.80	2.00	31-Oct-2006
Staff Analyst	1.00		
Therapist (Senior)	2.00		
DIVISION TOTAL	177.00	9.00	
7950 H&SS-Tobacco Prev & Educ Fund			
Health Education Spec(Spvsing)	1.00		
Health Education Specialist	1.00		
DIVISION TOTAL	2.00		
DEPARTMENT TOTAL	1204.08	33.00	
1500 HUMAN RESOURCES DEPT			
1501 HR-Personnel Administration			
Administrative Secretary (C)	1.00		
Director Of Human Resources	1.00		
Office Assistant III (C)	3.00		
Office Supervisor (C)	1.00		
Personnel Analyst (Senior)	8.00		
Personnel Technician	2.00		
DIVISION TOTAL	16.00		
DEPARTMENT TOTAL	16.00		
1830 HUMAN RESOURCES-RISK MGMT SVCS			
1821 HR-RM-Administration			
Office Assistant III (C)	1.00		

County of Solano
Final Budget 2004/2005 - Position Allocation Report
Effective 7/1/04 with revisions through 7/30/04

Position Title	ALLOC	LT	LT Expiration Date
Risk/Safety Officer	1.00		
DIVISION TOTAL	2.00		
 1822 HR-RM-Liability			
ADA Coordinator	1.00		
Office Assistant II (C)	2.00		
Office Assistant III (C)	1.00		
Risk Analyst	1.00		
DIVISION TOTAL	5.00		
 1823 HR-RM-Workers' Comp			
Workers' Comp Prog Coordinator	1.00		
DIVISION TOTAL	1.00		
 1826 HR-RM-EE Benefits			
Personnel Technician	2.00		
DIVISION TOTAL	2.00		
 DEPARTMENT TOTAL	10.00		
 2930 LAFCO			
LAFCO Executive Officer	1.00		
Office Assistant III	1.00		
DIVISION TOTAL	2.00		
 DEPARTMENT TOTAL	2.00		
 6300 LIBRARY DEPT			
6301 Lbry-Headquarters Division			
Accounting Clerk III	1.00		
Accounting Technician	2.00		
Admin Librarian	1.00		
Asst Director of Library Svcs	1.00		
Clerical Operations Supv	1.00		
Community Relations Coord	1.00		
Courier	2.00		
Director of Library Services	1.00		
Librarian	1.00		
Librarian (Spvsing)	1.00		
Library Assistant	0.50		
Library Associate	3.00		
Office Assistant II	2.00		
Staff Analyst	1.00		
Volunteer Coordinator	1.00		
DIVISION TOTAL	19.50		
 6302 Lbry-Operations Division			
Accounting Clerk III	1.00		
Librarian	3.00		
Library Assistant	5.00		
Library Assistant (Senior)	2.00		
Library Technical Svcs Manager	1.00		
DIVISION TOTAL	12.00		

County of Solano
Final Budget 2004/2005 - Position Allocation Report
Effective 7/1/04 with revisions through 7/30/04

Position Title	ALLOC	LT	LT Expiration Date
6303 Lbry-Vallejo Division			
Librarian	11.60		
Librarian (Spvsing)	3.00		
Library Assistant	10.00		
Library Assistant (Senior)	4.00		
Library Assistant (Spvsing)	1.00		
Library Associate	3.00		
Library Branch Manager	1.00		
DIVISION TOTAL	33.60		
6304 Lbry-Fairfield Division			
Librarian	7.50		
Librarian (Spvsing)	2.00		
Library Assistant	9.50		
Library Assistant (Senior)	1.00		
Library Assistant (Spvsing)	1.00		
Library Associate	4.00		
Library Branch Manager	1.00		
DIVISION TOTAL	26.00		
6305 Lbry-Vacaville Division			
Librarian	7.00		
Librarian (Spvsing)	1.00		
Library Assistant	5.50		
Library Assistant (Senior)	1.00		
Library Assistant (Spvsing)	2.00		
Library Associate	3.00		
Library Branch Manager	1.00		
DIVISION TOTAL	20.50		
6306 Lbry-Automation Project			
Admin Librarian	1.00		
Info Tech Spec II	4.00		
Information Technology Coord	1.00		
Office Assistant II	2.00		
DIVISION TOTAL	8.00		
6307 Lbry-Families Literacy Grant			
Literacy Program Assistant	0.63		
DIVISION TOTAL	0.63		
6308 Lbry-Reach Out & Read Program			
Literacy Program Assistant	1.00		
DIVISION TOTAL	1.00		
6309 Lbry-Literacy Program Grant			
Literacy Prog Asst (Senior)	1.00		
Literacy Program Assistant	1.75		
Literacy Program Manager	1.00		
Office Assistant III	1.00		
DIVISION TOTAL	4.75		

County of Solano
Final Budget 2004/2005 - Position Allocation Report
Effective 7/1/04 with revisions through 7/30/04

Position Title	ALLOC	LT	LT Expiration Date
6368 Lbry-Vcville Pub Lib-Townsquare			
Librarian	1.00		
Librarian (Spvsing)	1.00		
DIVISION TOTAL	2.00		
DEPARTMENT TOTAL	127.98		
5500 OFC OF FAM VIOLENCE PREVENTION			
5501 Ofc of Fam Viol Prev - Admin			
Asst Family Violence Prev Coor	1.00		
Family Violence Prevent Offcr	1.00		
Office Assistant III (C)	1.00		
DIVISION TOTAL	3.00		
5502 Ofc of Fam Viol Prev - Grants			
Special Advocate Program Coord	1.00	1.00	30-Jun-2005
Victim/Witness Assistant	1.00	1.00	31-Aug-2005
Volunteer Coordinator (C)	1.00	1.00	30-Jun-2005
DIVISION TOTAL	3.00	3.00	
DEPARTMENT TOTAL	6.00	3.00	
6650 PROBATION DEPT			
6651 Probation-Juvenile Hall Svcs			1-Oct-2004
Asst Superintendent - Juv Hall	1.00	1.00	
Cook	5.00		
Cook (Spvsing)	1.00		
Group Counselor	59.00		
Group Counselor (Senior)	5.00		
Group Counselor (Spvsing)	5.00		
Laundry Coordinator	1.00		
Office Assistant II	1.00		
Office Coordinator	1.00		
Probation Services Manager	1.00		
Superintndnt of Juvenile Hall	1.00		
DIVISION TOTAL	81.00	1.00	
6652 Probation-Administration Div			
Accountant	1.00		
Accounting Clerk II	1.00	1.00	30-Jun-2005
Accounting Clerk III	2.00		
Accounting Technician	3.00		
Admin Services Manager	1.00		
Asst Probation Director	1.00		
Clerical Operations Manager	1.00		
Collections Officer	2.00	1.00	30-Jun-2005
Director Of Probation	1.00		
Office Assistant III	1.00		
Probation Services Manager	3.00		
Staff Analyst (Senior)	1.00		
DIVISION TOTAL	18.00	2.00	

County of Solano
Final Budget 2004/2005 - Position Allocation Report
Effective 7/1/04 with revisions through 7/30/04

Position Title	ALLOC	LT	LT Expiration Date
6653 Probation-Adult			
Clerical Operations Supv	2.00		
Clinical Services Associate	1.00		
Dep Probation Officer	36.00		
Dep Probation Officer (Senior)	14.00		
Dep Probation Officer(Spvsing)	7.00		
Legal Procedures Clerk	9.50		
Office Assistant II	2.00		
DIVISION TOTAL	71.50		
6654 Probation-Juvenile			
Clerical Operations Supv	1.00		
Clinical Services Associate	1.00		
Dep Probation Officer	15.00		
			30-Sep-2004
			30-Jun-2005
			30-Jun-2005
			30-Jun-2005
			30-Jun-2005
			30-Jun-2005
Dep Probation Officer (Senior)	28.00	8.00	30-Jun-2005
Dep Probation Officer(Spvsing)	7.00	1.00	30-Jun-2005
Group Counselor	6.00		
Legal Procedures Clerk	7.00	1.00	30-Jun-2005
Legal Procedures Clerk(Senior)	2.00		
Office Assistant II	1.00		
Probation Services Manager	1.00	1.00	30-Jun-2005
DIVISION TOTAL	69.00	11.00	
DEPARTMENT TOTAL	239.50	14.00	
6540 PUBLIC DEFENDER - CONFLICTS			
6541 Pub Dfndr-Conflicts Officer			
Chief Deputy Public Defender	1.00		
Dep Public Defender IV	8.00		
Dep Public Defender V	2.00		
Legal Secretary	3.00		
Office Assistant II	1.00		
Office Supervisor	1.00		
Public Defender Investigator	1.00		
DIVISION TOTAL	17.00		
DEPARTMENT TOTAL	17.00		
6530 PUBLIC DEFENDER DEPT			
6531 Pub Dfndr-Operations			
Chief Deputy Public Defender	1.00		
Dep Public Defender IV	14.00		
Dep Public Defender V	6.00		
Legal Secretary	6.00		
Legal Secretary (Senior)	1.00		
Office Assistant II	1.00		

County of Solano
Final Budget 2004/2005 - Position Allocation Report
Effective 7/1/04 with revisions through 7/30/04

Position Title	ALLOC	LT	LT Expiration Date
Office Supervisor	1.00		
Public Defender	1.00		
Public Defender Investigator	4.00		
DIVISION TOTAL	35.00		
 6532 Pub Dfndr-Vallejo			
Chief Deputy Public Defender	1.00		
Dep Public Defender IV	7.00		
Dep Public Defender V	3.00		
Legal Secretary	2.00		
Legal Secretary (Senior)	2.00		
Office Supervisor	1.00		
Public Defender Investigator	2.00		
DIVISION TOTAL	18.00		
 DEPARTMENT TOTAL	 53.00		
 3010 RES MGMT-PUBLIC WORKS			
3011 RMPW-Roads			
Accountant	1.00		
Accounting Clerk III	1.00		
Accounting Technician	1.00		
Chief Of Surveys	1.00		
Civil Engineer (Entry)	2.00		
Civil Engineer (Senior)	1.00		
Engineering Manager	1.00		
Engineering Services Supv	1.00		
Engineering Technician	6.00		
Engineering Technician(Senior)	4.00		
Office Coordinator	2.00		
Public Works Maint Superintend	1.00		
Public Works Maint Wkr(Senior)	13.00		
Public Works Maintenance Supv	6.00		
Public Works Maintenance Wkr	29.00		
Public Works Operations Mgr	1.00		
Staff Analyst (Senior)	1.00		
Survey & Land Development Supv	1.00		
DIVISION TOTAL	73.00		
 DEPARTMENT TOTAL	 73.00		
 2910 RESOURCE MANAGEMENT			
2911 Res Mgmt-Direct			
Accounting Clerk III	1.00		
Asst Director Resources Mgmt	1.00		
Director of Resources Mgmt	1.00		
Office Assistant II	5.00		
Office Supervisor	1.00		
DIVISION TOTAL	9.00		
 2912 Res Mgmt-Lan Use Adm			
Administrative Secretary	1.00		
Office Assistant III	1.00		

County of Solano
Final Budget 2004/2005 - Position Allocation Report
Effective 7/1/04 with revisions through 7/30/04

Position Title	ALLOC	LT	LT Expiration Date
Planner (Principal)	2.00		
Planner (Senior)	2.00		
Planner Associate	1.00		
Planning Program Manager	1.00		
Planning Technician	1.00		
DIVISION TOTAL	9.00		
 2913 Res Mgmt-Int Wast Mgmt Plng			
Planner (Senior)	1.00		
DIVISION TOTAL	1.00		
 2916 Res Mgmt-Building Inspection			
Building Inspector	2.00		
Building Inspector (Senior)	1.00		
Building Official	1.00		
Building Permits Technician	2.00		
Civil Engineer	1.00		
Civil Engineer - Plan Check	1.00		
Code Compliance Officer	2.00		
DIVISION TOTAL	10.00		
 2917 Res Mgmt-Health Svcs			
Accounting Clerk III	1.00		
Civil Engineer - Environmental	1.00		
Environmental Health Mgr	1.00		
Environmental Hlth Spec (Sr)	4.00		
Environmental Hlth Spec(Journ)	9.00		
Environmental Hlth Supv	2.00		
DIVISION TOTAL	18.00		
 2918 Res Mgmt-Comp Haz Mat Insp			
Hazardous Material Spec(Spvng)	1.00		
Hazardous Materials Spec (Sr)	4.00		
DIVISION TOTAL	5.00		
 2919 Res Mgmt-UST Oversight			
Civil Engineer - Environmental	1.00		
Geologist	1.00		
Hazardous Materials Spec (Sr)	2.00		
DIVISION TOTAL	4.00		
 DEPARTMENT TOTAL	56.00		
 6550 SHERIFF'S OFFICE DEPT.			
6551 Sheriff-Support Services Div			
Accountant	1.00		
Accounting Clerk III	1.00		
Accounting Technician	5.00		
Admin Services Manager	1.00		
Administrative Secretary	2.00		
Administrative Secretary (C)	1.00		
Clerical Operations Manager	1.00		
Correctional Officer	8.00		

County of Solano
Final Budget 2004/2005 - Position Allocation Report
Effective 7/1/04 with revisions through 7/30/04

Position Title	ALLOC	LT	LT Expiration Date
Dep Sheriff	36.00		
Director of Admin Services	1.00		
Emergency Services Manager	1.00		
Emergency Services Technician	1.00		
Latent Fingerprint Examiner	2.00		
Lieutenant-Sheriff	3.00		
Office Assistant II	8.00		
Office Assistant III	2.00		
Office Supervisor (C)	1.00		
Sergeant-Sheriff	4.00	1.00	20-May-2005 MEDICAL
Sheriff's Services Technician	1.00		
Sheriff/Coroner/Pub Admin (E)	1.00		
Staff Analyst	1.00		
Staff Analyst (Senior)	1.00		
Undersheriff	1.00		
DIVISION TOTAL	84.00	1.00	
6552 Sheriff-Operations Div			
Building Trades Mechanic	4.00		
Building Trades Supervisor	1.00		
Captain-Sheriff	2.00		
Clinical Services Associate	1.00		
Cook	12.00		
Cook (Spvsing)	1.00		
Coroner Forensic Technician	1.00		
Correctional Officer	199.00		
Courier	1.00		
Dep Sheriff	58.00		
Evidence Technician	2.00		
Food Service Coordinator	1.00		
Identification Bureau Spvsn	1.00		
Laundry Coordinator	1.00		
Legal Procedures Clerk	12.00		
Legal Procedures Clerk(Senior)	5.00		
Lieutenant-Corrections	3.00		
Lieutenant-Sheriff	3.00		
Nursing Manager	1.00		
Office Assistant II	7.00		
Office Assistant III	5.00		
Office Supervisor	2.00		
Public Safety Dispatcher (Sr)	16.00		
Public Safety Dispatchr(Spvsg)	1.00		
Sergeant-Corrections	23.00		
Sergeant-Sheriff	9.00		
Sheriff's Services Technician	28.00		
Social Worker II	1.00		
DIVISION TOTAL	401.00		
DEPARTMENT TOTAL	485.00	1.00	
3250 SHERIFF-CAL-MMET			
Dep Sheriff	2.00	2.00	31-Oct-2004
			31-Oct-2004

County of Solano
Final Budget 2004/2005 - Position Allocation Report
Effective 7/1/04 with revisions through 7/30/04

Position Title	ALLOC	LT	LT Expiration Date
Sergeant-Sheriff	1.00	1.00	31-Oct-2004
DIVISION TOTAL	3.00	3.00	
DEPARTMENT TOTAL	3.00	3.00	
1350 TTCCC-TREASURER'S DEPT			
Accounting Clerk III	2.00		
Accounting Technician	1.00		
Investment Officer	1.00		
Treasurer/Tax Col/Co Clk (E)	1.00		
DIVISION TOTAL	5.00		
DEPARTMENT TOTAL	5.00		
1300 TREASURER-TAX COLLECTOR-CO CLK			
1311 TTCCC - Tax Collector			
Accounting Clerk III	5.00		
Accounting Technician	1.00		
Asst Treasurer-Tax Col-Co Clrk	1.00		
Collections Officer	1.00		
Office Coordinator	1.00		
Tax Collections Manager	1.00		
DIVISION TOTAL	10.00		
1312 TTCCC - County Clerk			
Accounting Clerk III	1.00		
Accounting Supervisor	1.00		
DIVISION TOTAL	2.00		
DEPARTMENT TOTAL	12.00		
5800 VETERANS SERVICES			
5800 VETERANS SERVICES			
Director of Veterans Services	1.00		
Office Assistant II	1.00		
Office Assistant III	1.00		
Veterans' Benefits Counselor	3.00		
DIVISION TOTAL	6.00		
DEPARTMENT TOTAL	6.00		
LIMITED TERM TOTAL:	65.00		
REGULAR FULL AND PART TIME TOTAL:	2907.31		
COUNTY TOTAL ALLOCATION:	2972.31		

**COUNTY OF SOLANO
STATE OF CALIFORNIA SCHEDULE 1
SUMMARY OF COUNTY BUDGET
FOR FISCAL YEAR 2004-2005**

AVAILABLE FINANCING

FUND	COUNTY FUNDS	FUND BALANCE UNRESERVED UNDESIGNATED 06/30/2004 ACTUAL	CANCELLATION OF PRIOR RESERVES DESIGNATIONS	ESTIMATED ADDITIONAL FINANCING SOURCES	TOTAL FINANCING AVAILABLE	ESTIMATED FINANCING USES	PROV. FOR RESERVES AND/OR DESIGN (NEW OR INCR)	TOTAL FINANCING REQUIREMENTS
(1)	(2)	(3)	(4)	(5)	(6)	(7)	(8)	
001	GENERAL	29,700,730	4,000,000	151,324,373	185,025,103	179,525,103	5,500,000	185,025,103
004	COUNTY LIBRARY	8,960,570	462,138	18,684,868	28,107,576	27,721,093	386,483	28,107,576
005	LAW LIBRARY	53,557	0	380,493	434,050	434,050	0	434,050
006	CAPITAL OUTLAY	-47,130	0	5,739,721	5,692,591	5,692,591	0	5,692,591
012	FISH/WILDLIFE PROPAGATION FUND	-290	9,356	6,000	15,066	15,066	0	15,066
016	PARKS AND RECREATION	14,567	0	1,053,837	1,068,404	1,068,404	0	1,068,404
020	TOBACCO SETTLEMENT SECURITIZATION	-1,039,586	2,086,834	1,615,677	2,662,925	2,662,925	0	2,662,925
036	LIBRARY ZONE 1	99,124	0	782,157	881,281	881,281	0	881,281
037	LIBRARY ZONE 2	4,659	0	12,394	17,053	17,053	0	17,053
066	LIBRARY ZONE 6	2,733	0	15,288	18,021	18,021	0	18,021
067	LIBRARY ZONE 7	43,227	0	347,515	390,742	390,742	0	390,742
101	ROAD	2,940,903	0	14,929,959	17,870,862	17,870,862	0	17,870,862
120	HOMEACRES LOAN PROGRAM	448,295	0	24,331	472,626	472,626	0	472,626
150	HOUSING AUTHORITY	0	0	2,321,785	2,321,785	2,321,785	0	2,321,785
152	IN HOME SUPP SVCS-PUBLIC AUTH	-18,012	0	2,299,762	2,281,750	2,281,750	0	2,281,750
153	FIRST 5 SOLANO	6,765,264	0	6,323,082	13,088,346	12,608,346	480,000	13,088,346
215	RECORDER MICROGRAPHICS	3,636,896	0	1,255,500	4,892,396	4,892,396	0	4,892,396
228	LIBRARY SPECIAL REVENUE	86,311	0	42,000	128,311	128,311	0	128,311
233	DISTRICT ATTORNEY SPECIAL REV	345,141	0	32,000	377,141	377,141	0	377,141
238	SE VALLEJO REDEVELOPMENT SETT	4,734,313	0	45,000	4,779,313	4,779,313	0	4,779,313
239	TOBACCO SETTLEMENT	1,751,701	1,690,834	2,801,648	6,244,183	6,244,183	0	6,244,183
241	CIVIL PROCESSING FEES	206,330	0	64,758	271,088	271,088	0	271,088
248	GOVERNMENT CENTER PROJECT	712,326	16,358,311	2,148,345	19,218,982	19,218,982	0	19,218,982
253	SHERIFF'S ASSET SEIZURE	25,753	0	533	26,286	26,286	0	26,286
256	SHERIFF OES	0	0	129,500	129,500	129,500	0	129,500
263	CJ TEMP CONSTRUCTION	170,465	0	430,400	600,865	600,865	0	600,865
264	CRTHSE TEMP CONST	154,938	0	433,400	588,338	588,338	0	588,338
278	PUBLIC WORKS IMPROVEMENT	294,928	0	85,200	380,128	380,128	0	380,128
281	SURVEY MONUMENT PRESERVATION	58,451	0	25,800	84,251	84,251	0	84,251
296	PUBLIC FACILITIES FEES	13,768,755	0	11,486,114	25,254,869	22,999,821	2,255,048	25,254,869
301	GEN SVCS SPECIAL REVENUE	6,713	0	4,123	10,836	10,836	0	10,836
302	H&SS BLDG (94 COPS) DSF	-75,528	6,664,202	188,000	6,776,674	6,776,674	0	6,776,674
303	BUILDING CORP DSF	-22,971	122,971	4,428,788	4,528,788	4,528,788	0	4,528,788
304	COURT EXPANSION DSF	-4,709	121,160	224,083	340,534	340,534	0	340,534
306	2004 PENSION OBLIG BONDS	232,054	0	0	232,054	232,054	0	232,054
307	JUVENILE HALL PROJECT	-1,758,918	16,081	1,809,000	66,163	66,163	0	66,163
308	JAIL REROOF & HVAC DSF	7	0	915,497	915,504	915,504	0	915,504
325	CAL - MMET	0	0	82,076	82,076	82,076	0	82,076
326	SHERIFF - SPECIAL REVENUE	1,509,969	0	590,982	2,100,951	2,100,951	0	2,100,951
332	GOVERNMENT CENTER DSF	100,281	5,222,994	674,375	5,997,650	5,997,650	0	5,997,650
334	H&SS SPH ADMIN/REFINANCE DSF	-3,489	280,815	2,551,091	2,828,417	2,828,417	0	2,828,417
340	LOCAL LAW ENFORCE BLOCK GRANT	2,556	0	111,111	113,667	113,667	0	113,667
349	SUBST ABUSE/CRIME PREV PROP36	22,104	0	0	22,104	22,104	0	22,104
359	RURAL HEALTH SERVICES	4,448	0	82,975	87,423	87,423	0	87,423
369	CHILD SUPPORT SERVICES	187,063	0	12,481,116	12,668,179	12,668,179	0	12,668,179
390	TOBACCO PREVENTION & EDUCATION	-37,879	0	212,450	174,571	174,571	0	174,571
900	PUBLIC SAFETY	615,681	0	118,548,287	119,163,968	119,163,968	0	119,163,968
901	SO CO CONSOLIDATED COURT	-236,324	0	293,792	57,468	57,468	0	57,468
902	HEALTH & SOCIAL SERVICES	0	0	238,063,343	238,063,343	238,063,343	0	238,063,343
903	WORKFORCE INVESTMENT BOARD	130,369	0	4,078,115	4,208,484	4,208,484	0	4,208,484
	GRAND TOTAL	\$ 74,546,345	\$ 37,035,696	\$ 610,180,644	\$ 721,762,686	\$ 713,141,155	\$ 8,621,531	\$ 721,762,686

APPROPRIATIONS LIMIT
(2004-2005)

APPROPRIATIONS LIMIT	<u>\$ 362,386,052</u>
APPROPRIATIONS SUBJECT TO LIMIT	<u>\$ 79,139,981</u>

COUNTY OF SOLANO
STATE OF CALIFORNIA SCHEDULE 2
ANALYSIS OF FUND BALANCE UNRESERVED UNDESIGNATED
FOR THE FISCAL YEAR 2004-2005

FUND	COUNTY FUNDS (1)	FUND BALANCE AS OF 6/30/2004 ACTUAL (2)	LESS: FUND BALANCE-RESERVE DESIGNATED JUNE 30			UNRESERVED UNDESIGNATED 6/30/2004 ACTUAL (6)
			ENCUMBRANCES 6/30/2004 (3)	GENERAL AND OTHER RESERVES (4)	DESIGNATION (5)	
001	GENERAL	55,359,343	628,601	25,030,012	0	29,700,730
004	COUNTY LIBRARY	11,397,174	724,259	1,712,344	0	8,960,570
005	LAW LIBRARY	78,296	0	24,739	0	53,557
006	CAPITAL OUTLAY	4,798,081	4,845,212	0	0	-47,130
012	FISH/WILDLIFE PROPAGATION FUND	14,076	0	14,366	0	-290
016	PARKS AND RECREATION	23,708	8,641	500	0	14,567
020	TOBACCO SETTLEMENT SECURITIZAT	54,569,849	0	55,609,435	0	-1,039,586
036	LIBRARY ZONE 1	99,124	0	0	0	99,124
037	LIBRARY ZONE 2	4,659	0	0	0	4,659
066	LIBRARY ZONE 6	2,733	0	0	0	2,733
067	LIBRARY ZONE 7	43,227	0	0	0	43,227
101	ROAD	3,937,048	741,880	254,265	0	2,940,903
120	HOMEACRES LOAN PROGRAM	2,521,559	15,182	2,058,082	0	448,295
152	IN HOME SUPP SVCS-PUBLIC AUTH	-18,012	0	0	0	-18,012
153	FIRST 5 SOLANO	19,082,170	47,933	12,268,973	0	6,765,264
215	RECORDER MICROGRAPHICS	3,808,533	0	171,637	0	3,636,896
228	LIBRARY SPECIAL REVENUE	86,311	0	0	0	86,311
233	DISTRICT ATTORNEY SPECIAL REV	346,715	0	1,574	0	345,141
238	SE VALLEJO REDEVELOPMENT SETT	4,734,313	0	0	0	4,734,313
239	TOBACCO SETTLEMENT	6,220,221	0	4,468,520	0	1,751,701
241	CIVIL PROCESSING FEES	235,402	0	29,072	0	206,330
248	GOVERNMENT CENTER PROJECT	23,468,071	5,277,149	17,478,596	0	712,326
253	SHERIFF'S ASSET SEIZURE	25,753	0	0	0	25,753
256	SHERIFF OES	847,778	847,778	0	0	0
263	CJ TEMP CONSTRUCTION	170,465	0	0	0	170,465
264	CRTHSE TEMP CONST	154,938	0	0	0	154,938
278	PUBLIC WORKS IMPROVEMENT	392,193	0	97,265	0	294,928
281	SURVEY MONUMENT PRESERVATION	58,451	0	0	0	58,451
296	PUBLIC FACILITIES FEES	13,813,634	0	44,879	0	13,768,755
301	GEN SVCS SPECIAL REVENUE	6,713	0	0	0	6,713
302	H&SS BLDG (94 COPS) DSF	6,588,674	0	0	6,664,202	-75,528
303	BUILDING CORP DSF	2,212,736	0	0	2,235,707	-22,971
304	COURT EXPANSION DSF	1,022,065	0	0	1,026,774	-4,709
306	2004 PENSION OBLIG BONDS	7,254,894	0	7,022,840	0	232,054
307	JUVENILE HALL PROJECT	670,173	2,349,651	0	79,441	-1,758,918
308	JAIL REROOF & HVAC DSF	7	0	0	0	7
325	CAL - MMET	65,359	65,359	0	0	0
326	SHERIFF - SPECIAL REVENUE	1,509,969	0	0	0	1,509,969
332	GOVERNMENT CENTER DSF	6,643,299	0	0	6,543,018	100,281
334	H&SS SPH ADMIN/REFINANCE DSF	3,149,818	0	0	3,153,307	-3,489
340	LOCAL LAW ENFORCE BLOCK GRANT	4,490	1,934	0	0	2,556
349	SUBST ABUSE/CRIME PREV PROP36	22,104	0	0	0	22,104
359	RURAL HEALTH SERVICES	4,448	0	0	0	4,448
369	CHILD SUPPORT SERVICES	228,621	0	41,558	0	187,063
390	TOBACCO PREVENTION & EDUCATION	-37,879	0	0	0	-37,879
900	PUBLIC SAFETY	1,016,284	394,453	6,150	0	615,681
901	SO CO CONSOLIDATED COURT	-234,374	0	1,950	0	-236,324
902	HEALTH & SOCIAL SERVICES	273,994	155,674	118,320	0	0
903	WORKFORCE INVESTMENT BOARD	130,989	0	620	0	130,369
	GRAND TOTAL	\$ 236,808,198	\$ 16,103,705	\$ 126,455,699	\$ 19,702,449	\$ 74,546,345

COUNTY OF SOLANO
STATE OF CALIFORNIA SCHEDULE 3
DETAIL OF PROVISIONS FOR RESERVATIONS/DESIGNATIONS
FOR FISCAL YEAR 2004-2005

FUND	DESCRIPTION (IDENTIFY RESERVES & DESIGNATIONS)	RESERVES/ DESIGNATIONS 06/30/2004 ACTUALS	AMT. AVAIL FOR		INCREASE OR NEW RES / DESIG.		TOTAL RESERVES DESIGNATIONS FOR BUDGET YEAR 2004-2005
			PROPOSED	APPROVED/ ADOPTED BY BOARD OF SUP.	PROPOSED	APPROVED/ ADOPTED BY BOARD OF SUP.	
(1)	(2)	(3)	(4)	(5)	(6)	(7)	
001	GENERAL FUND						
	General Reserve	24,500,000		4,000,000		5,500,000	26,000,000
	Reserve For Debt	462,000					462,000
	Imprest Cash	2,380					2,380
	Inventory	65,632					65,632
	GENERAL FUND TOTAL	25,030,012					26,530,012
004	LIBRARY						
	General Reserve	132,508		462,138		386,483	56,853
	Reserve For Debt	250,000					250,000
	Imprest Cash	2,476					2,476
	Reserve- L-T Receivable	1,327,110					1,327,110
	Deposits with Others	250					250
	LIBRARY FUND TOTAL	1,712,344					1,636,689
005	LAW LIBRARY	24,739					24,739
012	FISH/WILDLIFE PROPOAGATION	14,366		9,356			5,010
160	PARKS AND REC Imprest Cash	500					500
020	TOBACCO SETTLEMENT SECURE	55,609,435		2,086,834			53,522,601
101	ROAD						
	General Reserve	1,481					1,481
	Imprest Cash	500					500
	Inventory	252,284					252,284
	ROAD TOTAL	254,265					254,265
120	HOMEACRES LOAN PROGRAM	2,058,082					2,058,082
153	CHILDREN AND FAMILIES FIRST						
	General Reserves	12,268,973				480,000	12,748,973
	Imprest Cash	0					0
	CHILDRENS FUND TOTAL	12,268,973					12,748,973
215	RECORDER MICROGRAPHICS	171,637					171,637
233	DA SPECIAL REVENUE	1,574					1,574
239	TOBACCO SETTLEMENT	4,468,520		1,690,834			2,777,686
241	CIVIL PROCESSING FEE	29,072					29,072
248	GOVERNMENT CENTER COMPLEX	17,478,596		16,358,311			1,120,285
278	PUBLIC WORKS IMPROVEMENT	97,265					97,265
296	PUBLIC FACILITY FEES	44,879				2,255,048	2,299,927
302	H&SS BLDG (94 COPS)DSF	6,664,202		6,664,202			0
303	BUILDING CORP DSF	2,235,707		122,971			2,112,736
304	COURT EXPANSION DSF	1,026,774		121,160			905,614
306	2004 PENSION OBLIGATION BDS	7,022,840					7,022,840
307	JUVENILE HALL PROJECT	79,441		16,081			63,360
332	GOVERNMENT CENTER DSF	6,543,018		5,222,994			1,320,024
334	H&SS ADM/REFINANCE SPH DSF	3,153,307		280,815			2,872,492
369	CHILD SUPPORT SERVICES	41,558					41,558
900	PUBLIC SAFETY	6,150					6,150
901	SO CO CONSOLIDATED COURT	1,950					1,950
902	HEALTH & SOCIAL SERVICES						
	Imprest Cash	8,320					8,320
	Surety L/T Asset	110,000					110,000
903	WORKFORCE INVESTMENT BD						
	Imprest Cash	620					620
	GRAND TOTAL	\$ 146,158,146	\$ 0	\$ 37,035,696	\$ 0	\$ 8,621,531	\$ 117,743,981

**COUNTY OF SOLANO
STATE OF CALIFORNIA SCHEDULE 04A
SUMMARY OF ESTIMATED ADDITIONAL FINANCING SOURCES
FOR THE FISCAL YEAR 2004-2005**

SUMMARIZATION BY SOURCE	2002-2003 ACTUALS	2003-2004 ACTUALS	2004-2005 CAO RECOMMENDED	2004-2005 FINAL ADOPTED
Taxes	58,029,525	65,699,565	72,480,334	72,480,334
Licenses, Permits & Franchise	4,998,512	5,047,398	5,073,742	5,079,742
Fines, Forfeitures & Penalty	4,604,648	4,344,961	4,687,983	4,923,186
Revenue From Use Of Money/Prop	10,138,745	9,098,339	4,978,186	4,978,227
Intergovernmental Revenues	285,393,209	313,095,361	315,250,308	320,474,512
Charges For Services	60,429,906	68,760,981	68,396,305	68,640,335
Misc Revenues	62,953,661	9,741,453	10,146,870	10,259,934
Other Financing Sources	215,165,703	204,687,556	121,724,182	123,344,374
Residual Equity Transfers	0	16,655	0	0
TOTAL ADDITIONAL FINANCING SOURCES	<u>\$ 701,713,909</u>	<u>\$ 680,492,269</u>	<u>\$ 602,737,910</u>	<u>\$ 610,180,644</u>

**COUNTY OF SOLANO
STATE OF CALIFORNIA SCHEDULE 04B
SUMMARY OF ESTIMATED ADDITIONAL FINANCING SOURCES
FOR THE FISCAL YEAR 2004-2005**

SUMMARIZATION BY FUND	2002-2003	2003-2004	2004-2005	2004-2005
	ACTUALS	ACTUALS	CAO RECOMMENDED	FINAL ADOPTED
001 GENERAL	132,502,386	232,694,394	148,670,896	151,324,373
004 COUNTY LIBRARY	16,197,092	18,064,088	18,684,868	18,684,868
005 LAW LIBRARY	369,997	340,714	380,493	380,493
006 CAPITAL OUTLAY	3,006,388	5,822,331	5,539,721	5,739,721
012 FISH/WILDLIFE PROPAGATION FUND	11,175	7,408	6,000	6,000
016 PARKS AND RECREATION	757,395	1,075,509	1,053,837	1,053,837
020 TOBACCO SETTLEMENT SECURITIZAT	55,801,746	1,494,002	2,621,648	1,615,677
036 LIBRARY ZONE 1	630,959	721,376	782,157	782,157
037 LIBRARY ZONE 2	8,010	11,589	12,394	12,394
066 LIBRARY ZONE 6	11,894	16,261	15,288	15,288
067 LIBRARY ZONE 7	252,239	382,585	347,515	347,515
101 ROAD	11,509,939	12,483,393	12,703,177	14,929,959
120 HOMEACRES LOAN PROGRAM	147,290	408,819	24,331	24,331
150 HOUSING AUTHORITY	2,267,410	2,328,992	2,313,510	2,321,785
152 IN HOME SUPP SVCS-PUBLIC AUTH	1,240,105	1,975,737	2,299,762	2,299,762
153 FIRST 5 SOLANO	5,403,903	6,088,464	6,323,082	6,323,082
215 RECORDER MICROGRAPHICS	1,466,946	1,532,720	1,255,500	1,255,500
228 LIBRARY SPECIAL REVENUE	31,453	68,944	42,000	42,000
233 DISTRICT ATTORNEY SPECIAL REV	64,769	110,023	32,000	32,000
238 SE VALLEJO REDEVELOPMENT SETT	21,460	3,963,459	45,000	45,000
239 TOBACCO SETTLEMENT	305,173	2,738,928	2,801,648	2,801,648
241 CIVIL PROCESSING FEES	75,680	73,224	64,758	64,758
248 GOVERNMENT CENTER PROJECT	107,399,174	3,323,815	1,836,345	2,148,345
253 SHERIFF'S ASSET SEIZURE	716	664	533	533
254 MENTALLY ILL CRIME OFFENDER	2,578,745	838,835	0	0
256 SHERIFF OES	0	1,554,974	0	129,500
263 CJ TEMP CONSTRUCTION	477,230	494,888	430,400	430,400
264 CRTHSE TEMP CONST	483,647	498,619	433,400	433,400
278 PUBLIC WORKS IMPROVEMENT	167,031	109,392	85,200	85,200
281 SURVEY MONUMENT PRESERVATION	22,774	26,734	25,800	25,800
296 PUBLIC FACILITIES FEES	6,764,626	9,760,528	11,486,114	11,486,114
300 SOLANO COUNTY DSF	1,484	0	0	0
301 GEN SVCS SPECIAL REVENUE	4,654	4,504	4,123	4,123
302 H&SS BLDG (94 COPS) DSF	408,651	311,266	188,000	188,000
303 BUILDING CORP DSF	4,552,617	4,407,997	4,428,788	4,428,788
304 COURT EXPANSION DSF	420,526	347,670	224,083	224,083
306 2004 PENSION OBLIG BONDS	0	7,282,098	0	0
307 JUVENILE HALL PROJECT	6,740,882	5,458,064	1,809,000	1,809,000
308 JAIL REROOF & HVAC DSF	915,517	913,042	915,456	915,497
320 CJIS/COPS MORE GRANT	2,555	0	0	0
325 CAL - MMET	440,518	403,303	104,643	82,076
326 SHERIFF - SPECIAL REVENUE	674,707	607,368	590,982	590,982
332 GOVERNMENT CENTER DSF	16,825,471	610,562	674,375	674,375

**COUNTY OF SOLANO
STATE OF CALIFORNIA SCHEDULE 04B
SUMMARY OF ESTIMATED ADDITIONAL FINANCING SOURCES
FOR THE FISCAL YEAR 2004-2005**

SUMMARIZATION BY FUND	2002-2003 ACTUALS	2003-2004 ACTUALS	2004-2005 CAO RECOMMENDED	2004-2005 FINAL ADOPTED
334 H&SS SPH ADMIN/REFINANCE DSF	2,711,021	2,629,062	2,628,417	2,551,091
340 LOCAL LAW ENFORCE BLOCK GRANT	153,164	112,956	111,111	111,111
349 SUBST ABUSE/CRIME PREV PROP36	1,394,467	0	0	0
359 RURAL HEALTH SERVICES	37,776	52,597	84,080	82,975
368 RURAL HEALTH SERVICES 01/02	44,640	0	0	0
369 CHILD SUPPORT SERVICES	11,972,284	12,555,618	12,471,573	12,481,116
390 TOBACCO PREVENTION & EDUCATION	184,732	164,198	212,450	212,450
900 PUBLIC SAFETY	95,787,699	104,011,381	118,349,321	118,548,287
901 SO CO CONSOLIDATED COURT	81,924	275,253	293,792	293,792
902 HEALTH & SOCIAL SERVICES	204,152,767	226,056,141	235,121,855	238,063,343
903 WORKFORCE INVESTMENT BOARD	4,228,504	5,277,785	4,208,484	4,078,115
TOTAL ADDITIONAL FINANCING SOURCES	<u>\$ 701,713,909</u>	<u>\$ 680,492,269</u>	<u>\$ 602,737,910</u>	<u>\$ 610,180,644</u>

COUNTY OF SOLANO
STATE OF CALIFORNIA SCHEDULE 05A
ANALYSIS OF FINANCING SOURCES BY SOURCE BY FUND
FOR THE FISCAL YEAR 2004-2005

SUMMARIZATION BY SOURCE/FUND		2002-2003	2003-2004	2004-2005	2004-2005
		ACTUALS	ACTUALS	CAO	FINAL
9000	Taxes			RECOMMENDED	ADOPTED
001	CURRENT SECURED	39,959,719	44,847,264	50,600,000	50,600,000
001	CURRENT UNSECURED	796,065	908,445	925,000	925,000
001	PRIOR UNSECURED	74,154	39,159	50,000	50,000
001	SUPPLEMENTAL SECURED	2,143,451	3,157,903	3,500,000	3,500,000
001	PRIOR SECURED	46,402	7,071	50,000	50,000
001	PENALTIES	195,113	256,954	261,000	261,000
001	SALES & USE TAX	1,829,179	1,545,460	1,800,000	1,800,000
001	PROPERTY TRANSFER TAX	2,763,374	3,603,308	3,600,000	3,600,000
004	CURRENT SECURED	3,005,861	3,458,479	3,848,844	3,848,844
004	CURRENT UNSECURED	68,695	78,951	82,338	82,338
004	PRIOR UNSECURED	5,551	2,680	0	0
004	SUPPLEMENTAL SECURED	150,008	231,415	251,871	251,871
004	PRIOR SECURED	792	2,763	0	0
004	LIBRARY SALES TAX - MEASURE B	3,838,586	3,925,091	3,744,000	3,744,000
006	CURRENT SECURED	1,055,071	1,185,199	1,284,677	1,284,677
006	CURRENT UNSECURED	21,678	24,729	22,860	22,860
006	PRIOR UNSECURED	1,948	1,076	1,400	1,400
006	SUPPLEMENTAL SECURED	56,721	83,607	94,000	94,000
006	PRIOR SECURED	1,160	197	0	0
016	CURRENT SECURED	264,829	297,474	329,263	329,263
016	CURRENT UNSECURED	5,436	6,202	6,314	6,314
016	PRIOR UNSECURED	488	269	200	200
016	SUPPLEMENTAL SECURED	14,237	20,982	23,160	23,160
016	PRIOR SECURED	291	49	80	80
036	CURRENT SECURED	474,680	531,451	570,051	570,051
036	CURRENT UNSECURED	-2,712	-1,963	-3,073	-3,073
036	PRIOR UNSECURED	763	604	0	0
036	SUPPLEMENTAL SECURED	19,819	31,904	53,231	53,231
036	PRIOR SECURED	112	159	0	0
037	CURRENT SECURED	6,448	9,597	10,327	10,327
037	CURRENT UNSECURED	229	322	327	327
037	PRIOR UNSECURED	14	11	0	0
037	SUPPLEMENTAL SECURED	338	528	578	578
037	PRIOR SECURED	1	5	0	0
066	CURRENT SECURED	10,620	11,874	13,684	13,684
066	CURRENT UNSECURED	480	511	536	536
066	PRIOR UNSECURED	20	24	0	0
066	SUPPLEMENTAL SECURED	500	843	679	679

**COUNTY OF SOLANO
STATE OF CALIFORNIA SCHEDULE 05A
ANALYSIS OF FINANCING SOURCES BY SOURCE BY FUND
FOR THE FISCAL YEAR 2004-2005**

SUMMARIZATION BY SOURCE/FUND		2002-2003 ACTUALS	2003-2004 ACTUALS	2004-2005 CAO RECOMMENDED	2004-2005 FINAL ADOPTED
066	PRIOR SECURED	3	8	0	0
067	CURRENT SECURED	226,194	266,854	310,509	310,509
067	CURRENT UNSECURED	5,074	5,777	6,623	6,623
067	PRIOR UNSECURED	491	383	0	0
067	SUPPLEMENTAL SECURED	12,693	20,557	17,289	17,289
067	PRIOR SECURED	355	4,800	0	0
101	CURRENT SECURED	378,767	443,237	483,509	483,509
101	CURRENT UNSECURED	14,454	17,005	17,764	17,764
101	PRIOR UNSECURED	771	646	802	802
101	SUPPLEMENTAL SECURED	19,300	24,453	22,491	22,491
101	PRIOR SECURED	0	247	0	0
101	TRANSPORTATION TAX	561,057	645,000	500,000	500,000
300	PRIOR UNSECURED	226	0	0	0
300	PRIOR SECURED	20	0	0	0
TOTAL Taxes		\$ 58,029,525	\$ 65,699,565	\$ 72,480,334	\$ 72,480,334

COUNTY OF SOLANO
STATE OF CALIFORNIA SCHEDULE 05A
ANALYSIS OF FINANCING SOURCES BY SOURCE BY FUND
FOR THE FISCAL YEAR 2004-2005

SUMMARIZATION BY SOURCE/FUND		2002-2003	2003-2004	2004-2005	2004-2005
		ACTUALS	ACTUALS	CAO	FINAL
				RECOMMENDED	ADOPTED
9200	Licenses, Permits & Franchise				
001	ANIMAL LICENSES	141,727	231,899	233,230	233,230
001	BUSINESS LICENSES	50,753	51,921	51,448	57,448
001	BUILDING PERMITS	899,453	569,555	555,366	555,366
001	BUILDING PERMITS-ECOMMERCE	2,980	2,475	2,000	2,000
001	ZONING PERMITS	112,383	111,885	85,290	85,290
001	SOLID WASTE PERMITS	633,943	742,874	776,072	776,072
001	SEPTIC CONSTRUCTION PERMITS	110,398	93,909	95,000	95,000
001	GRADING PERMITS	114,150	96,806	91,000	91,000
001	FRANCHISE-PG&E ELECTRIC	291,298	291,996	275,000	275,000
001	FRANCHISE-PG&E GAS	70,265	99,491	45,000	45,000
001	FRANCHISE-CATV	68,696	43,092	50,000	50,000
001	FRANCHISE-GARBAGE	6,901	5,993	46,000	46,000
001	FRANCHISES - OTHER	0	35,200	0	0
001	LICENSES & PERMITS-OTHER	81,042	86,769	81,000	81,000
001	MARRIAGE LICENSES	113,427	105,996	129,000	129,000
001	FOOD PERMITS	824,779	887,940	926,121	926,121
001	PENALTY FEES	27,957	61,136	34,000	34,000
001	HOUSING PERMITS	52,788	62,405	59,890	59,890
001	RECREATIONAL HEALTH PERMITS	145,134	168,290	174,193	174,193
001	WATER PERMITS	9,232	8,715	7,681	7,681
001	HAZARDOUS MATERIALS PERMITS	672,490	686,699	716,908	716,908
101	BUILDING PERMITS	1,900	6,350	5,000	5,000
101	ZONING PERMITS	1,070	830	645	645
101	ROAD PERMITS	360	1,077	375	375
101	ENCROACHMENT PERMITS	55,236	48,648	56,341	56,341
101	TRANSPORTATION PERMIT	23,038	16,470	20,000	20,000
101	LICENSES & PERMITS-OTHER	440	1,345	863	863
326	LICENSES & PERMITS-OTHER	170,834	170,820	170,000	170,000
900	LICENSES & PERMITS-OTHER	570	831	1,101	1,101
902	FRANCHISE-PG&E ELECTRIC	300,000	342,295	360,000	360,000
902	EMS PERSONNEL	7,880	7,335	18,000	18,000
902	BURIAL PERMITS	7,386	6,351	7,218	7,218
TOTAL Licenses, Permits & Franchise		\$ 4,998,512	\$ 5,047,398	\$ 5,073,742	\$ 5,079,742

COUNTY OF SOLANO
STATE OF CALIFORNIA SCHEDULE 05A
ANALYSIS OF FINANCING SOURCES BY SOURCE BY FUND
FOR THE FISCAL YEAR 2004-2005

SUMMARIZATION BY SOURCE/FUND		2002-2003	2003-2004	2004-2005	2004-2005
		ACTUALS	ACTUALS	CAO	FINAL
9300	Fines, Forfeitures, & Penalty			RECOMMENDED	ADOPTED
001	VEHICLE CODE FINES	1,221,493	1,289,823	1,250,000	1,250,000
001	OTHER COURT FINES	23,903	24,360	20,000	20,000
001	SUMMARY JUDGEMENT	0	12,680	0	8,963
001	VEHICLE FINES-DRUNK DRIVING	81,402	62,226	55,000	55,000
001	WARRANT REVENUE - TRAFFIC	28,904	19,967	19,000	19,000
001	CONTEMPT OF COURT/CRIMINAL	1,744	467	1,500	1,500
001	HEALTH & SAFETY	19,707	166	500	500
001	CIVIL ASSESSMENT	1,349,878	500,148	400,000	400,000
001	FORFEITURES & PENALTIES	5,367	670	500	500
001	OTHER ASSESSMENTS	664,210	690,586	605,000	605,000
012	VEHICLE CODE FINES	10,517	7,005	5,600	5,600
016	VEHICLE CODE FINES	50	84	0	0
233	FORFEITURES & PENALTIES	49,772	89,505	30,000	30,000
233	FORFEITURES-VEHICLE	8,375	0	0	0
241	CIVIL ASSESSMENT	23,291	24,748	23,250	23,250
241	OTHER ASSESSMENTS	1,227	1,303	1,225	1,225
263	VEHICLE CODE FINES	34,356	33,888	28,000	28,000
263	OTHER ASSESSMENTS	567	0	0	0
264	VEHICLE CODE FINES	34,244	33,888	28,000	28,000
264	OTHER ASSESSMENTS	291	0	0	0
900	VEHICLE CODE FINES	7,110	8,865	6,000	6,000
900	OTHER COURT FINES	38,566	42,991	46,000	46,000
900	VEHICLE FINES-DRUNK DRIVING	3,455	4,880	5,000	5,000
900	SB 1127 CONVICTIONS	84,997	112,975	150,000	150,000
900	HEALTH & SAFETY	174	464	300	300
900	FORFEITURES & PENALTIES	478,109	476,861	614,689	840,929
900	WORK FURLOUGH FEES	0	16,857	18,000	18,000
900	WORK RELEASE NO SHOW FEES	0	2,000	2,000	2,000
900	WORK RELEASE FEES	0	20,481	22,000	22,000
900	ELECTRONIC MONITOR DAILY FEES	0	103,497	481,430	481,430
900	ELECTRONIC MONITOR OTHER FEES	0	25	0	0
902	FORFEITURES & PENALTIES	432,940	763,549	849,989	849,989
902	OTHER ASSESSMENTS	1	0	25,000	25,000
TOTAL Fines, Forfeitures, & Penalty		\$ 4,604,648	\$ 4,344,961	\$ 4,687,983	\$ 4,923,186

COUNTY OF SOLANO
STATE OF CALIFORNIA SCHEDULE 05A
ANALYSIS OF FINANCING SOURCES BY SOURCE BY FUND
FOR THE FISCAL YEAR 2004-2005

SUMMARIZATION BY SOURCE/FUND		2002-2003	2003-2004	2004-2005	2004-2005
9400 Revenue From Use of Money/Prop		ACTUALS	ACTUALS	CAO	FINAL
		RECOMMENDED	ADOPTED		
001	INTEREST INCOME	1,279,517	1,321,332	1,100,000	1,100,000
001	BUILDING RENTAL	158,583	138,197	177,000	177,000
001	CONCESSIONS	36,831	32,501	30,000	30,000
001	TELEPHONES	1,272	509	500	500
001	VENDING DEVICES	300	855	150	150
001	LEASES	8,225	11,131	13,750	13,750
001	ROYALTIES	62,449	43,422	45,000	45,000
004	INTEREST INCOME	166,478	159,540	150,000	150,000
004	TELEPHONES	3	3	150	150
005	INTEREST INCOME	2,680	2,515	2,896	2,896
006	INTEREST INCOME	50,581	80,364	23,957	23,957
012	INTEREST INCOME	658	355	400	400
016	INTEREST INCOME	2,190	2,113	1,500	1,500
016	CONCESSIONS	22,993	23,806	28,000	28,000
016	VENDING DEVICES	871	650	1,000	1,000
016	LEASES	4,345	4,300	4,320	4,320
020	INTEREST INCOME	713,272	1,494,002	1,615,677	1,615,677
036	INTEREST INCOME	3,559	3,308	2,500	2,500
037	INTEREST INCOME	108	102	110	110
066	INTEREST INCOME	62	160	190	190
067	INTEREST INCOME	1,274	3,842	4,756	4,756
101	INTEREST INCOME	74,446	50,366	51,019	51,019
101	BUILDING RENTAL	55,005	55,084	55,000	55,000
101	LEASES	15,531	0	0	0
120	INTEREST INCOME	33,574	24,446	24,331	24,331
152	INTEREST INCOME	171	0	0	0
153	INTEREST INCOME	439,139	358,253	371,852	371,852
215	INTEREST INCOME	52,179	61,636	64,000	64,000

**COUNTY OF SOLANO
STATE OF CALIFORNIA SCHEDULE 05A
ANALYSIS OF FINANCING SOURCES BY SOURCE BY FUND
FOR THE FISCAL YEAR 2004-2005**

SUMMARIZATION BY SOURCE/FUND		2002-2003 ACTUALS	2003-2004 ACTUALS	2004-2005 CAO RECOMMENDED	2004-2005 FINAL ADOPTED
228	INTEREST INCOME	1,742	1,224	2,000	2,000
233	INTEREST INCOME	5,579	5,343	2,000	2,000
238	INTEREST INCOME	21,460	2,114,484	45,000	45,000
239	INTEREST INCOME	305,173	174,013	180,000	180,000
241	INTEREST INCOME	8,082	5,563	5,783	5,783
248	INTEREST INCOME	645,600	1,751,752	178,345	178,345
253	INTEREST INCOME	716	664	533	533
263	INTEREST INCOME	513	676	400	400
264	INTEREST INCOME	273	546	100	100
278	INTEREST INCOME	4,768	6,177	5,200	5,200
281	INTEREST INCOME	1,614	1,074	1,000	1,000
296	INTEREST INCOME	122,856	149,603	198,221	198,221
300	INTEREST INCOME	1,242	0	0	0
301	INTEREST INCOME	389	251	123	123
302	INTEREST INCOME	408,651	310,471	188,000	188,000
303	INTEREST INCOME	75,517	73,853	71,993	71,993
304	INTEREST INCOME	80,392	45,192	35,000	35,000
307	INTEREST INCOME	137,366	50,070	0	0
308	INTEREST INCOME	61	19	0	41
320	INTEREST INCOME	2,555	0	0	0
326	INTEREST INCOME	29,184	26,418	10,000	10,000
332	INTEREST INCOME	4,635,570	268,618	150,000	150,000
334	INTEREST INCOME	101,622	91,577	86,930	86,930

**COUNTY OF SOLANO
STATE OF CALIFORNIA SCHEDULE 05A
ANALYSIS OF FINANCING SOURCES BY SOURCE BY FUND
FOR THE FISCAL YEAR 2004-2005**

SUMMARIZATION BY SOURCE/FUND		2002-2003 ACTUALS	2003-2004 ACTUALS	2004-2005 CAO RECOMMENDED	2004-2005 FINAL ADOPTED
340	INTEREST INCOME	3,165	1,845	0	0
349	INTEREST INCOME	53,849	0	0	0
359	INTEREST INCOME	3,079	-11,472	4,500	4,500
368	INTEREST INCOME	2,995	0	0	0
369	INTEREST INCOME	138,159	82,678	0	0
390	INTEREST INCOME	828	146	0	0
900	INTEREST INCOME	81,203	-112,531	0	0
901	INTEREST INCOME	82	0	0	0
902	INTEREST INCOME	-35,813	56,748	45,000	45,000
902	BUILDING RENTAL	109,754	128,243	0	0
903	INTEREST INCOME	4,225	2,306	0	0
TOTAL Revenue From Use of Money/Prop		\$ 10,138,745	\$ 9,098,339	\$ 4,978,186	\$ 4,978,227

COUNTY OF SOLANO
STATE OF CALIFORNIA SCHEDULE 05A
ANALYSIS OF FINANCING SOURCES BY SOURCE BY FUND
FOR THE FISCAL YEAR 2004-2005

SUMMARIZATION BY SOURCE/FUND		2002-2003	2003-2004	2004-2005	2004-2005
		ACTUALS	ACTUALS	CAO	FINAL
				RECOMMENDED	ADOPTED
9501	Intergovernmental Rev State				
001	WILLIAMSON ACT TAX RELIEF	716,768	710,412	710,000	710,000
001	FISH & GAME	14,219	13,666	0	0
001	STATE HIGHWAY RENTALS	2,011	1,303	3,000	3,000
001	MOTOR VEHICLES IN-LIEU	26,896,335	21,771,688	27,500,000	27,500,000
001	HOMEOWNERS PROPERTY TAX RELIEF	1,033,171	1,052,270	1,100,000	1,100,000
001	STATE UNCLAIMED GAS TAX	246,766	437,050	384,000	384,000
001	STATE GLASSY WINGED SHARPSHOOT	254,299	268,324	268,000	268,000
001	STATE PESTICIDE MILL	177,532	194,620	186,400	186,400
001	STATE REIMB MANDATED COSTS	27,770	19,522	17,268	17,268
001	STATE AGRICULTURAL SALARIES	6,600	6,600	6,600	6,600
001	STATE 4700 P.C.	44,204	42,231	0	0
001	STATE VETERANS AFFAIRS	111,219	110,394	110,000	110,000
001	STATE PEST DETECTION	141,701	109,070	116,623	116,623
001	STATE REIMBURSEMENT PUE	91,066	103,182	83,070	83,070
001	STATE AID STABILIZATION	351,000	351,000	351,000	351,000
001	STATE PROP TAX LOAN PRGM	469,207	469,207	469,207	469,207
001	STATE OTHER	553,157	656,933	430,774	2,728,088
004	STATE HIGHWAY RENTALS	143	92	0	0
004	HOMEOWNERS PROPERTY TAX RELIEF	73,166	75,693	73,826	73,826
004	STATE OTHER	668,860	565,498	303,000	303,000
006	STATE HIGHWAY RENTALS	53	34	53	53
006	HOMEOWNERS PROPERTY TAX RELIEF	27,223	27,744	27,774	27,774
006	STATE RECREATION	158,995	0	2,399,000	2,399,000
006	STATE CONSTRUCTION	200,000	0	0	0
006	STATE OTHER	0	3,166	824,000	824,000
016	STATE HIGHWAY RENTALS	13	9	0	0
016	HOMEOWNERS PROPERTY TAX RELIEF	6,832	6,962	6,788	6,788
016	STATE OFF-HIGHWAY MOTOR VEHICL	9,443	11,227	7,850	7,850
036	STATE HIGHWAY RENTALS	29	19	0	0
036	HOMEOWNERS PROPERTY TAX RELIEF	15,301	15,993	15,603	15,603
037	HOMEOWNERS PROPERTY TAX RELIEF	129	172	169	169
066	HOMEOWNERS PROPERTY TAX RELIEF	209	205	199	199
067	STATE HIGHWAY RENTALS	10	7	0	0
067	HOMEOWNERS PROPERTY TAX RELIEF	5,223	5,200	5,067	5,067
101	HIGHWAY USERS TAX	6,175,990	6,296,474	6,300,000	6,300,000
101	STATE HIGHWAY RENTALS	13	8	12	12

COUNTY OF SOLANO
STATE OF CALIFORNIA SCHEDULE 05A
ANALYSIS OF FINANCING SOURCES BY SOURCE BY FUND
FOR THE FISCAL YEAR 2004-2005

SUMMARIZATION BY SOURCE/FUND		2002-2003 ACTUALS	2003-2004 ACTUALS	2004-2005 CAO RECOMMENDED	2004-2005 FINAL ADOPTED
101	HOMEOWNERS PROPERTY TAX RELIEF	6,208	3,376	6,592	6,592
101	STATE OTHER	940,094	185,794	100,000	100,000
120	STATE OTHER	113,717	384,373	0	0
152	ST ADM IHSS	449,187	782,100	1,068,873	1,068,873
153	STATE OTHER	4,964,407	5,315,073	5,250,123	5,250,123
233	STATE OTHER	1,043	10,746	0	0
254	STATE OTHER	1,629,350	757,669	0	0
256	STATE OTHER	0	738,218	0	0
300	HOMEOWNERS PROPERTY TAX RELIEF	-3	0	0	0
307	STATE CONSTRUCTION	2,081,016	5,154,984	1,809,000	1,809,000
325	STATE OTHER	440,518	403,303	104,643	82,076
349	STATE DRUG ABUSE	1,249,114	0	0	0
349	STATE OTHER	91,503	0	0	0
359	STATE OTHER	21,386	60,926	77,580	76,475
368	STATE OTHER	41,645	0	0	0
369	STATE SUPPORT ENFORCEMENT INC	3,991,315	4,195,747	4,187,122	4,187,122
390	STATE OTHER	182,062	164,052	189,072	189,072
900	STATE REIMB MANDATED COSTS	0	6,940	0	0
900	STATE CATEGORICAL AID	1,047,667	490,109	1,264,800	1,264,800
900	STATE DRUG ABUSE	0	1,960,277	1,993,163	1,993,163
900	STATE 4700 P.C.	425,097	1,016,914	806,739	806,739
900	STATE REIMB POLICE OFF TRAININ	43,997	33,025	28,000	28,000
900	STATE AID PUBLIC SAFETY SVCES	23,171,892	26,562,593	26,254,303	26,254,303
900	STATE AID STABILIZATION	657,827	654,617	501,113	501,113
900	STATE OTHER	5,741,076	4,047,948	3,705,070	3,663,750
901	STATE 4700 P.C.	81,842	275,253	293,792	293,792
902	STATE REIMB MANDATED COSTS	0	0	5,790	5,790
902	ST ADM FOSTER CARE	251,611	286,080	274,800	274,800
902	PUB HLTH MOTOR VEHICLE REALIGN	11,426,078	11,457,854	10,817,999	11,179,343

COUNTY OF SOLANO
STATE OF CALIFORNIA SCHEDULE 05A
ANALYSIS OF FINANCING SOURCES BY SOURCE BY FUND
FOR THE FISCAL YEAR 2004-2005

SUMMARIZATION BY SOURCE/FUND		2002-2003	2003-2004	2004-2005	2004-2005
		ACTUALS	ACTUALS	CAO	FINAL
				RECOMMENDED	ADOPTED
902	ST ADM FOOD STAMPS	3,619,315	4,025,223	2,546,802	2,546,802
902	STATE CALWORK SINGLE	4,226,208	2,585,235	6,823,688	6,823,688
902	ST ADM IHSS	932,285	1,646,994	1,157,972	1,157,972
902	STATE CATEGORICAL AID	8,871,950	17,431,208	10,646,601	10,646,601
902	STATE S/D MEDICAL	9,842,365	9,902,405	10,217,987	10,475,742
902	ST ADM MEDI-CAL	13,155,685	12,730,999	12,685,729	12,694,888
902	STATE MENTAL HEALTH	1,042,860	1,283,126	975,799	975,799
902	STATE ALCOHOL & DRUG SGF	625,524	449,718	773,817	773,817
902	SHORT DOYLE QUALITY ASSURANCE	0	0	516,906	516,906
902	ST ADM COUNTY SVS BLOCK GRANT	1,298,844	632,135	623,910	623,910
902	STATE DRUG ABUSE	400,004	466,019	400,000	400,000
902	ST ADM MEDICAL SVS	1,638,891	1,479,099	1,638,891	1,638,891
902	ST ADM ADOPTIONS	210,316	279,646	305,640	305,640
902	STATE ADM CHILD CARE	1,149,343	71,673	1,934,310	1,934,310
902	ST ADM WELFARE TO WORK	1,473,505	402,464	2,612,599	2,612,599
902	ST ADM CWS/LIC FFH	1,764,396	1,649,081	3,000,936	3,000,936
902	ST ADM SUBST ABUSE CALWORKS	616,745	827,538	763,702	763,702
902	STATE NON CWS ALLOCATION	606,091	819,465	846,168	846,168
902	STATE CALWORKS IV-B	1,509,101	1,315,505	0	0
902	STATE ADMIN CAL-LEARN	24,682	746	90,797	90,797
902	STATE AID STABILIZATION	9,936,238	11,261,577	11,026,983	11,109,514
902	STATE AID MEN HLTH REALIGNMENT	11,758,562	11,597,289	11,373,977	11,629,447
902	STATE AID HEALTH REALIGNMENT	4,232,915	4,112,886	4,269,866	4,269,866
902	ST GROUP HOME MONTHLY VISITS	12,264	0	156,640	156,640
902	STATE LICENSING FFH	201,868	98,965	124,000	124,000
902	STATE OTHER	8,060,204	10,593,543	12,249,202	11,832,457
902	FEDERAL NON CWS ALLOCATION	169,474	259,790	309,770	309,770
902	FEDERAL LICENSING FFH	90,573	90,911	117,054	117,054
TOTAL Intergovernmental Rev State		\$ 184,998,512	\$ 194,287,187	\$ 198,627,603	\$ 201,409,439

COUNTY OF SOLANO
STATE OF CALIFORNIA SCHEDULE 05A
ANALYSIS OF FINANCING SOURCES BY SOURCE BY FUND
FOR THE FISCAL YEAR 2004-2005

SUMMARIZATION BY SOURCE/FUND		2002-2003	2003-2004	2004-2005	2004-2005
		ACTUALS	ACTUALS	CAO	FINAL
				RECOMMENDED	ADOPTED
9502	Intergovernmental Rev Federal				
001	FED ADM HEALTH RELATED SVS	13,371	0	0	0
001	GRANT REVENUE	44,998	187,518	344,544	344,544
001	FED OTHER	9,504	945,389	8,000	8,000
004	GRANT REVENUE	1,500	5,405	0	0
016	GRANT REVENUE	2,400	0	0	0
101	FED OTHER	1,693,653	2,999,667	2,002,000	3,552,782
150	FED OTHER	2,267,410	2,328,992	2,313,510	2,321,785
152	FED ADM HEALTH RELATED SVS	461,328	839,235	1,071,576	1,071,576
153	GRANT REVENUE	0	268,362	660,653	660,653
233	FED OTHER	0	4,430	0	0
254	FED OTHER	0	-14,609	0	0
256	FED OTHER	0	816,237	0	129,500
340	FED OTHER	134,999	100,000	100,000	100,000
369	FED ALCOHOL & DRUG SDFSC	0	0	0	3,244
369	FED CHILD SUPPORT	7,777,792	8,271,765	8,284,451	8,290,750
900	FEDERAL AID	279,483	182,122	409,200	409,200
900	FED ADM FPSP IV-B	0	20,261	0	0
900	FED CALWORKS TANF	1,960,213	1,906,640	1,921,092	1,921,092
900	FED ADM 93658 IVE CWS/FFH	967,637	888,687	900,000	900,000
900	GRANT REVENUE	22,800	146	0	0
900	FED OTHER	176,178	319,110	305,000	305,000
902	FED ADM ILP IV-E	485,541	325,914	391,585	391,585
902	FED ADM WELFARE WORK TANF	7,854,420	309,811	4,620,894	4,620,894
902	FED ADM FOSTER CARE IV-E	339,189	523,010	357,240	357,240
902	FEDERAL AID	22,211,342	17,746,730	24,179,616	24,228,410
902	FED ADM ADOPTIONS IV-E	241,251	353,006	335,644	335,644
902	FED ADM CHILD CARE TANF	1,585,561	589,018	1,934,310	1,934,310
902	FED ADM FPSP IV-B	503,847	699,239	432,294	432,294
902	FED CALWORKS TANF	8,071,178	17,479,350	8,071,629	8,071,629
902	FED GROUP HOME MONTHLY VISITS	1,759	0	78,710	78,710
902	FED ADM FOOD STAMPS	4,143,474	4,180,975	5,136,874	5,136,874

**COUNTY OF SOLANO
STATE OF CALIFORNIA SCHEDULE 05A
ANALYSIS OF FINANCING SOURCES BY SOURCE BY FUND
FOR THE FISCAL YEAR 2004-2005**

SUMMARIZATION BY SOURCE/FUND		2002-2003 ACTUALS	2003-2004 ACTUALS	2004-2005 CAO RECOMMENDED	2004-2005 FINAL ADOPTED
902	FED ADM REFUGEE	261	0	0	0
902	FED ADM HEALTH RELATED SVS	2,038,046	6,311,600	5,492,828	5,641,959
902	FEDERAL ALCOHOL & DRUG-SAPT	2,512,689	2,762,596	2,515,349	2,515,349
902	FED ALCOHOL & DRUG SDFSC	0	141,879	323,583	323,583
902	FED ADM CWS IV-B	222,302	141,747	236,054	236,054
902	FED ADM 93658 IVE CWS/FFH	1,830,175	2,374,249	2,388,090	2,468,802
902	FED ADM CAL LEARN TANF	300,383	96,505	90,797	90,797
902	GRANT REVENUE	157,737	175,273	202,978	202,978
902	FED OTHER	11,939,220	14,265,497	15,482,816	15,532,816
903	GRANT REVENUE	4,221,258	5,275,479	4,208,484	4,078,115
TOTAL Intergovernmental Rev Federal		\$ 84,472,899	\$ 93,821,233	\$ 94,799,801	\$ 96,696,169

COUNTY OF SOLANO
STATE OF CALIFORNIA SCHEDULE 05A
ANALYSIS OF FINANCING SOURCES BY SOURCE BY FUND
FOR THE FISCAL YEAR 2004-2005

SUMMARIZATION BY SOURCE/FUND		2002-2003	2003-2004	2004-2005	2004-2005
		ACTUALS	ACTUALS	CAO	FINAL
				RECOMMENDED	ADOPTED
9503	Intergovernmental Rev Other				
001	OTHER GOVERNMENTAL AGENCIES	33,368	83,096	50,000	50,000
001	REDEVELOPMENT PASS-THROUGH	9,880,783	15,460,465	11,500,000	11,500,000
004	OTHER GOVERNMENTAL AGENCIES	773,429	741,589	845,460	845,460
004	REDEVELOPMENT PASS-THROUGH	321,420	736,036	370,598	370,598
006	OTHER GOVERNMENTAL AGENCIES	0	1,363	0	0
006	REDEVELOPMENT PASS-THROUGH	178,140	306,694	200,000	200,000
016	REDEVELOPMENT PASS-THROUGH	44,297	76,488	60,625	60,625
036	REDEVELOPMENT PASS-THROUGH	119,409	139,900	143,845	143,845
037	REDEVELOPMENT PASS-THROUGH	743	853	883	883
066	REDEVELOPMENT PASS-THROUGH	0	2,634	0	0
067	REDEVELOPMENT PASS-THROUGH	924	75,166	3,271	3,271
101	OTHER GOVERNMENTAL AGENCIES	90,000	84,000	173,000	173,000
248	OTHER GOVERNMENTAL AGENCIES	600,000	602,000	298,000	610,000
902	OTHER GOVERNMENTAL AGENCIES	3,879,285	6,676,658	8,177,222	8,411,222
TOTAL Intergovernmental Rev Other		\$ 15,921,798	\$ 24,986,941	\$ 21,822,904	\$ 22,368,904
TOTAL Intergovernmental Revenues		\$ 285,393,209	\$ 313,095,361	\$ 315,250,308	\$ 320,474,512

COUNTY OF SOLANO
STATE OF CALIFORNIA SCHEDULE 05A
ANALYSIS OF FINANCING SOURCES BY SOURCE BY FUND
FOR THE FISCAL YEAR 2004-2005

SUMMARIZATION BY SOURCE/FUND		2002-2003	2003-2004	2004-2005	2004-2005
		ACTUALS	ACTUALS	CAO	FINAL
9600	Charges For Services			RECOMMENDED	ADOPTED
001	PHOTO/MICROFICHE COPIES	259,753	190,924	170,950	170,950
001	CONTRACT SERVICES	327,395	358,342	349,396	349,396
001	MEDIATION FEES	300	0	0	0
001	FILING FEES	42	10,110	0	0
001	CIVIL PROCESS FEES	2,910	2,590	2,500	2,500
001	ESTATE & PUBLIC ADMIN FEES	74,882	0	0	0
001	RECORDING FEES	2,960,874	3,070,194	2,951,500	2,951,500
001	COURT FEES	391,243	228,294	214,000	214,000
001	PHYTOSANI FIELD INSP FEE	49,296	87,983	67,500	67,500
001	CERTIFIED SEED INSP FEE	1,000	0	1,000	1,000
001	AUTOMATION-MICROGRAPHICS FEE	45,721	0	0	0
001	COUNTY ADMIN SERVICES FEES	744,056	-4	0	0
001	ASSMT & TAX COLLECTION FEES	1,903,922	2,073,728	2,216,000	2,216,000
001	AUDITING & ACCOUNTING FEES	1,444,576	1,394,853	1,468,333	1,468,333
001	LEGAL FEES	621,531	681,765	771,650	771,650
001	ELECTION SERVICES	289,918	800,148	130,000	130,000
001	ENGINEERING SERVICES	31,934	39,059	29,600	29,600
001	PLANNING SERVICES	544,772	374,061	289,666	291,666
001	LAND DIVISION FEES	39,418	56,334	37,740	37,740
001	REDEMPTION FEES	32,170	37,120	30,000	30,000
001	OTHER PROFESSIONAL SERVICES	418,730	272,187	178,950	178,950
001	33% PROOF OF CORRECTION	66,085	63,503	60,000	60,000
001	PRIVATE PAY PATIENT	67,481	0	0	0
001	\$24 TRAFFIC SCHOOL FEES	1,764,687	2,320,661	2,100,000	2,100,000
001	CLERK'S FEES	160,290	186,817	200,000	200,000
001	AUDIO/VIDEO FEES	810	11,657	18,000	18,000
001	ADMINISTRATION OVERHEAD	8,672,186	11,589,089	11,132,824	11,132,824
001	HUMANE SERVICES	87,166	115,714	111,731	111,731
001	INTER-DEPART ADMIN OVERHEAD	67,349	18,219	74,478	74,478
001	SB 813 COLLECTION FEES	797,418	1,119,876	1,132,555	1,132,555
001	DISPOSAL FEES	3,244,028	3,650,910	3,432,000	3,432,000
001	MEDICARE SERVICES	0	40	0	0
001	WATER WELL PERMITS	96,839	103,230	87,000	87,000
001	FAMILY CONCILIATION/SUPPORT	11,546	0	0	0
001	CMSP SERVICES	1,020	0	0	0
001	OTHER CHARGES FOR SERVICES	2,445,131	2,716,199	3,065,426	3,129,626
004	BUILDING USE FEES	2,545	3,985	4,300	4,300
004	PHOTO/MICROFICHE COPIES	33,126	31,780	35,462	35,462
004	CONTRACT SERVICES	560,436	478,980	478,800	478,800
004	LIBRARY FINES	290,781	309,681	340,680	340,680
004	MEDIATION FEES	-165	0	0	0
004	LAND DIVISION FEES	5,040	200	0	0
004	OTHER PROFESSIONAL SERVICES	2,878,459	2,683,403	2,692,811	2,692,811

COUNTY OF SOLANO
STATE OF CALIFORNIA SCHEDULE 05A
ANALYSIS OF FINANCING SOURCES BY SOURCE BY FUND
FOR THE FISCAL YEAR 2004-2005

SUMMARIZATION BY SOURCE/FUND		2002-2003 ACTUALS	2003-2004 ACTUALS	2004-2005 CAO RECOMMENDED	2004-2005 FINAL ADOPTED
005	BUILDING USE FEES	0	455	100	100
005	PHOTO/MICROFICHE COPIES	18,224	19,438	19,410	19,410
005	LIBRARY FINES	0	228	264	264
005	COURT FEES	346,617	317,444	357,523	357,523
006	LAND DIVISION FEES	305	980	0	0
006	OTHER CHARGES FOR SERVICES	58,152	15,831	97,000	97,000
012	COURT FEES	0	49	0	0
016	RECREATION SERVICES	342,716	382,106	381,000	381,000
016	OTHER CHARGES FOR SERVICES	0	7,527	42,147	42,147
101	ENGINEERING SERVICES	17,770	21,422	18,125	18,125
101	LAND DIVISION FEES	10,480	14,825	5,123	5,123
101	OTHER CHARGES FOR SERVICES	328,276	1,811	330,000	330,000
101	ROAD SVCES ON COUNTY ROADS	360,105	377,146	500,000	655,000
101	ROAD SVCES NON-COUNTY ROADS	2,516	0	0	0
101	NON-ROAD SVCES - COUNTY	616,865	1,138,165	690,852	690,852
101	NON-ROAD SVCES - NON-COUNTY	59	0	0	0
153	ADMININISTRATION OVERHEAD	0	0	40,454	40,454
215	RECORDING FEES	1,193,215	1,242,664	987,500	987,500
215	AUTOMATION-MICROGRAPHICS FEE	221,552	228,420	204,000	204,000
241	CIVIL PROCESS FEES	30,156	36,141	24,150	24,150
241	COURT FEES	12,924	5,469	10,350	10,350
256	OTHER CHARGES FOR SERVICES	0	519	0	0
263	COURT FEES	441,793	460,324	402,000	402,000
264	COURT FEES	448,839	464,184	405,300	405,300
278	ROAD MAINTENANCE SERVICE	0	22,823	0	0
281	RECORDING FEES	21,160	25,660	24,800	24,800
296	BUILDING USE FEES	6,626,267	9,610,925	11,287,893	11,287,893
301	OTHER CHARGES FOR SERVICES	765	753	500	500
307	LAND DIVISION FEES	22,500	0	0	0

COUNTY OF SOLANO
STATE OF CALIFORNIA SCHEDULE 05A
ANALYSIS OF FINANCING SOURCES BY SOURCE BY FUND
FOR THE FISCAL YEAR 2004-2005

SUMMARIZATION BY SOURCE/FUND		2002-2003	2003-2004	2004-2005	2004-2005
		ACTUALS	ACTUALS	CAO	FINAL
				RECOMMENDED	ADOPTED
326	COURT FEES	112,703	116,143	106,000	106,000
334	ADMININISTRATION OVERHEAD	0	0	1,070	1,070
390	MEDICAL CARE-OTHER	1,767	0	0	0
900	PHOTO/MICROFICHE COPIES	1,663	1,309	1,138	1,138
900	CONTRACT SERVICES	2,860,370	3,131,193	3,303,018	3,303,018
900	CIVIL PROCESS FEES	176,183	176,578	175,000	175,000
900	RECORDING FEES	1,969	4,066	3,295	3,295
900	COURT FEES	500	800	600	600
900	COUNTY ADMIN SERVICES FEES	36,598	16,970	7,000	7,000
900	LEGAL FEES	655,079	237,254	282,000	282,000
900	OTHER PROFESSIONAL SERVICES	49,801	218,257	214,232	214,232
900	MENTAL HEALTH INDIGENT PAY	0	150	0	0
900	MEDICAL CARE-OTHER	8,133	22,190	801,529	801,529
900	INSTITUTIONAL CARE	208,196	845,557	711,000	711,000
900	ADMININISTRATION OVERHEAD	0	1,169	0	0
900	LAW ENFORCEMENT SERVICES	4,284	2,580	553	553
900	DRUG COURT ADMINISTRATIVE FEE	261	87	500	500
900	OTHER CHARGES FOR SERVICES	1,830,146	2,096,860	2,039,613	2,039,613
900	WORK FURLOUGH APPLICATION FEES	0	1,998	2,030	2,030
900	WORK RELEASE APPLICATION FEES	0	12,150	11,100	11,100
900	ELECTRONIC MONITOR APPL FEES	0	11,850	0	0
902	PHOTO/MICROFICHE COPIES	17,391	18,069	17,751	17,751
902	CONTRACT SERVICES	5,044,013	5,004,113	4,565,030	4,756,659
902	ADOPTION FEES	1,100	630	1,200	1,200
902	ESTATE & PUBLIC ADMIN FEES	0	46,156	96,170	96,170
902	RECORDING FEES	233,381	146,016	191,209	191,209
902	COURT FEES	325	0	0	0
902	COUNTY ADMIN SERVICES FEES	32,934	41,835	50,000	50,000
902	MENTAL HEALTH SERVICES	74,531	67,833	136,983	136,983
902	VEHICLE RENTAL	0	-27	0	0
902	OTHER PROFESSIONAL SERVICES	78,591	80,010	106,988	106,988
902	CHILD HEALTH FEES	2,503,517	2,616,414	2,555,380	2,386,581
902	MENTAL HEALTH INDIGENT PAY	138,665	113,764	100,000	100,000
902	PRIVATE PAY PATIENT	251,960	347,251	377,063	377,063
902	MEDICAL CARE-OTHER	1,276,610	855,327	578,004	578,004
902	DUPLICATING SERVICES	0	-793	0	0
902	INTER-DEPART ADMIN OVERHEAD	27,053	45,868	21,000	21,000
902	INSURANCE PAYMENTS	216,966	140,633	124,238	124,238
902	MEDI-CAL SERVICES	1,677,521	1,609,342	1,589,032	1,589,032
902	MEDICARE SERVICES	169,518	189,156	176,279	176,279
902	FAMILY CONCILIATION/SUPPORT	0	3,483	0	0
902	OTHER CHARGES FOR SERVICES	180,159	1,061,759	346,957	346,957

COUNTY OF SOLANO
STATE OF CALIFORNIA SCHEDULE 05A
ANALYSIS OF FINANCING SOURCES BY SOURCE BY FUND
FOR THE FISCAL YEAR 2004-2005

SUMMARIZATION BY SOURCE/FUND		2002-2003	2003-2004	2004-2005	2004-2005
		ACTUALS	ACTUALS	CAO	FINAL
				RECOMMENDED	ADOPTED
902	COUNTYWIDE OVERHEAD OFFSET	60	45	0	0
TOTAL Charges For Services		\$ 60,429,906	\$ 68,760,981	\$ 68,396,305	\$ 68,640,335

**COUNTY OF SOLANO
STATE OF CALIFORNIA SCHEDULE 05A
ANALYSIS OF FINANCING SOURCES BY SOURCE BY FUND
FOR THE FISCAL YEAR 2004-2005**

SUMMARIZATION BY SOURCE/FUND		2002-2003 ACTUALS	2003-2004 ACTUALS	2004-2005 CAO RECOMMENDED	2004-2005 FINAL ADOPTED
9700	Misc Revenue				
001	MISC SALES - TAXABLE	72,507	42,320	39,950	39,950
001	CASH OVERAGE	10,204	11,112	10,000	10,000
001	OTHER REVENUE	1,906,066	2,078,745	1,274,069	1,549,069
001	DONATIONS AND CONTRIBUTIONS	7,802	16,854	5,300	5,300
001	INSURANCE PROCEEDS	136,575	294,383	0	0
001	MISCELLANEOUS SALES-OTHER	37,225	99,958	92,845	92,845
001	ATTORNEYS'S FINE -SANCTIONS	15,200	0	0	0
001	EXCESS TAX LOSSES RESERVE	3,000,000	2,500,000	3,500,000	3,500,000
001	.33 HORSE RACING REVENUES	102,575	98,037	110,000	110,000
004	MISC SALES - TAXABLE	0	100	0	0
004	CASH OVERAGE	842	848	0	0
004	OTHER REVENUE	14,728	4,808	1,000	1,000
004	DONATIONS AND CONTRIBUTIONS	5,025	27,953	25,000	25,000
004	INSURANCE PROCEEDS	0	500	0	0
005	OTHER REVENUE	0	126	100	100
005	DONATIONS AND CONTRIBUTIONS	2,476	508	200	200
006	OTHER REVENUE	38,788	46,500	0	0
016	CASH OVERAGE	131	232	300	300
016	OTHER REVENUE	157	413	0	0
016	DONATIONS AND CONTRIBUTIONS	0	28,500	22,500	22,500
016	SALE OF CEMETERY LOTS	0	148	0	0
016	MISCELLANEOUS SALES-OTHER	6,415	6,095	5,500	5,500
020	OTHER REVENUE	55,088,473	0	1,005,971	0
101	MISC SALES - TAXABLE	70	27	70	70
101	CASH OVERAGE	6	6	6	6
101	OTHER REVENUE	10,015	2,685	3,588	3,588
101	INSURANCE PROCEEDS	465	0	0	0
153	OTHER REVENUE	357	146,776	0	0
228	DONATIONS AND CONTRIBUTIONS	29,712	67,720	40,000	40,000
238	OTHER REVENUE	0	1,848,975	0	0
248	OTHER REVENUE	0	64	0	0
278	OTHER REVENUE	162,263	80,392	80,000	80,000

COUNTY OF SOLANO
STATE OF CALIFORNIA SCHEDULE 05A
ANALYSIS OF FINANCING SOURCES BY SOURCE BY FUND
FOR THE FISCAL YEAR 2004-2005

SUMMARIZATION BY SOURCE/FUND		2002-2003 ACTUALS	2003-2004 ACTUALS	2004-2005 CAO RECOMMENDED	2004-2005 FINAL ADOPTED
301	OTHER REVENUE	3,500	0	0	0
301	DONATIONS AND CONTRIBUTIONS	0	3,500	3,500	3,500
306	OTHER REVENUE	0	18,001	0	0
307	OTHER REVENUE	0	9	0	0
326	OTHER REVENUE	361,985	293,988	304,982	304,982
369	OTHER REVENUE	65,019	-4,497	0	0
390	OTHER REVENUE	75	0	100	100
900	CASH OVERAGE	450	257	500	500
900	OTHER REVENUE	696,953	782,885	743,240	735,286
900	DONATIONS AND CONTRIBUTIONS	800	0	0	0
900	INSURANCE PROCEEDS	280,521	450,761	261,320	261,320
900	SALE OF CEMETERY LOTS	5,684	0	0	0
902	CASH OVERAGE	2,089	642	0	0
902	OTHER REVENUE	877,360	723,161	2,349,694	3,201,683
902	DONATIONS AND CONTRIBUTIONS	7,336	8,790	267,135	267,135
902	INSURANCE PROCEEDS	791	59,171	0	0
903	OTHER REVENUE	3,021	0	0	0
TOTAL Misc Revenue		\$ 62,953,661	\$ 9,741,453	\$ 10,146,870	\$ 10,259,934

COUNTY OF SOLANO
STATE OF CALIFORNIA SCHEDULE 05A
ANALYSIS OF FINANCING SOURCES BY SOURCE BY FUND
FOR THE FISCAL YEAR 2004-2005

SUMMARIZATION BY SOURCE/FUND		2002-2003	2003-2004	2004-2005	2004-2005
		ACTUALS	ACTUALS	CAO	FINAL
9800	Other Financing Sources			RECOMMENDED	ADOPTED
001	SALE OF FIXED ASSETS	31,353	22,488	15,000	15,000
001	LONG-TERM DEBT PROCEEDS	0	89,642,160	0	0
001	OPERATING TRANSFERS IN	1,141,313	286,142	724,348	724,348
001	TRANSFER IN-CO TOBACCO	75,000	75,000	0	0
004	OPERATING TRANSFERS IN	3,176,292	4,358,643	5,243,085	5,243,085
006	SALE OF FIXED ASSETS	0	2,876,848	0	0
006	OPERATING TRANSFERS IN	1,157,573	1,168,000	565,000	765,000
101	SALE OF FIXED ASSETS	55,979	47,230	40,000	40,000
101	OPERATING TRANSFERS IN	0	0	1,320,000	1,841,000
239	OPERATING TRANSFERS IN	0	2,564,915	2,621,648	2,621,648
248	LONG-TERM DEBT PROCEEDS	106,135,100	0	0	0
248	OPERATING TRANSFERS IN	18,475	970,000	1,360,000	1,360,000
254	LONG-TERM DEBT PROCEEDS	688,979	0	0	0
254	OPERATING TRANSFERS IN	260,416	95,775	0	0
296	OPERATING TRANSFERS IN	15,502	0	0	0
302	OPERATING TRANSFERS IN	0	795	0	0
303	OPERATING TRANSFERS IN	4,477,100	4,334,144	4,356,795	4,356,795
304	OPERATING TRANSFERS IN	340,134	302,478	189,083	189,083
306	LONG-TERM DEBT PROCEEDS	0	7,022,840	0	0
306	OPERATING TRANSFERS IN	0	241,256	0	0
307	OPERATING TRANSFERS IN	4,500,000	253,000	0	0
308	OPERATING TRANSFERS IN	915,455	913,023	915,456	915,456
332	LONG-TERM DEBT PROCEEDS	12,189,900	0	0	0
332	OPERATING TRANSFERS IN	0	341,944	524,375	524,375
334	OPERATING TRANSFERS IN	2,609,400	2,537,485	2,540,417	2,463,091
359	OPERATING TRANSFERS IN	13,311	192	2,000	2,000
369	OPERATING TRANSFERS IN	0	9,925	0	0

**COUNTY OF SOLANO
STATE OF CALIFORNIA SCHEDULE 05A
ANALYSIS OF FINANCING SOURCES BY SOURCE BY FUND
FOR THE FISCAL YEAR 2004-2005**

SUMMARIZATION BY SOURCE/FUND		2002-2003 ACTUALS	2003-2004 ACTUALS	2004-2005 CAO RECOMMENDED	2004-2005 FINAL ADOPTED
390	TRANSFER IN-CO TOBACCO	0	0	23,278	23,278
900	SALE OF FIXED ASSETS	0	6,438	0	0
900	OPERATING TRANSFERS IN	1,449,397	1,263,453	2,261,068	2,261,068
902	OPERATING TRANSFERS IN	3,181,946	5,293,435	1,125,922	1,330,922
902	TRANSFER IN-CO TOBACCO	395,000	395,000	5,368,215	5,368,215
TOTAL Other Financing Sources		\$ 142,827,626	\$ 125,022,609	\$ 29,195,690	\$ 30,044,364

**COUNTY OF SOLANO
STATE OF CALIFORNIA SCHEDULE 05A
ANALYSIS OF FINANCING SOURCES BY SOURCE BY FUND
FOR THE FISCAL YEAR 2004-2005**

SUMMARIZATION BY SOURCE/FUND		2002-2003 ACTUALS	2003-2004 ACTUALS	2004-2005 CAO RECOMMENDED	2004-2005 FINAL ADOPTED
9801	General Fund Contribution				
004	TRANSFER IN-COUNTY CONTRIB	155,491	179,972	193,643	193,643
016	TRANSFER IN-COUNTY CONTRIB	29,261	199,874	133,290	133,290
152	TRANSFER IN-COUNTY CONTRIB	329,418	354,402	159,313	159,313
340	TRANSFER IN-COUNTY CONTRIB	15,000	11,111	11,111	11,111
900	TRANSFER IN-COUNTY CONTRIB	52,332,661	55,945,279	68,095,585	68,117,585
902	TRANSFER IN-COUNTY CONTRIB	19,476,246	22,974,309	23,935,550	24,685,068
TOTAL General Fund Contribution		<u>\$ 72,338,077</u>	<u>\$ 79,664,947</u>	<u>\$ 92,528,492</u>	<u>\$ 93,300,010</u>
Total Other Financing Sources		<u>\$ 215,165,703</u>	<u>\$ 204,687,556</u>	<u>\$ 121,724,182</u>	<u>\$ 123,344,374</u>

COUNTY OF SOLANO
STATE OF CALIFORNIA SCHEDULE 05A
ANALYSIS OF FINANCING SOURCES BY SOURCE BY FUND
FOR THE FISCAL YEAR 2004-2005

SUMMARIZATION BY SOURCE/FUND	2002-2003 ACTUALS	2003-2004 ACTUALS	2004-2005 CAO RECOMMENDED	2004-2005 FINAL ADOPTED
9900 Residual Equity Transfers				
359 RESIDUAL EQUITY TRANSFERS-IN	0	2,951	0	0
900 RESIDUAL EQUITY TRANSFERS-IN	0	13,704	0	0
TOTAL Residual Equity Transfers	\$ 0	\$ 16,655	\$ 0	\$ 0
GRAND TOTAL	<u>\$ 701,713,909</u>	<u>\$ 680,492,269</u>	<u>\$ 602,737,910</u>	<u>\$ 610,180,644</u>

COUNTY OF SOLANO
STATE OF CALIFORNIA SCHEDULE 05B
ANALYSIS OF FINANCING SOURCES BY FUND
FOR THE FISCAL YEAR 2004-2005

SUMMARIZATION BY FUND		2002-2003	2003-2004	2004-2005	2004-2005
		ACTUALS	ACTUALS	CAO RECOMMENDED	FINAL ADOPTED
001	OTHER REVENUE	132,502,386	232,694,394	148,670,896	151,324,373
004	PHOTO/MICROFICHE COPIES	16,197,092	18,064,088	18,684,868	18,684,868
005	VENDING DEVICES	369,997	340,714	380,493	380,493
006	GAIN(LOSS)-SALE OF FIXED ASSET	3,006,388	5,822,331	5,539,721	5,739,721
012	OPERATING TRANSFERS IN	11,175	7,408	6,000	6,000
016	MISCELLANEOUS SALES-OTHER	757,395	1,075,509	1,053,837	1,053,837
020	INTEREST INCOME	55,801,746	1,494,002	2,621,648	1,615,677
036	STATE OTHER	630,959	721,376	782,157	782,157
037	HOMEOWNERS PROPERTY TAX RELIEF	8,010	11,589	12,394	12,394
066	STATE HIGHWAY RENTALS	11,894	16,261	15,288	15,288
067	STATE OTHER	252,239	382,585	347,515	347,515
101	ENGINEERING SERVICES	11,509,939	12,483,393	12,703,177	14,929,959
120	STATE OTHER	147,290	408,819	24,331	24,331
150	FED OTHER	2,267,410	2,328,992	2,313,510	2,321,785
152	OPERATING TRANSFERS IN	1,240,105	1,975,737	2,299,762	2,299,762
153	STATE OTHER	5,403,903	6,088,464	6,323,082	6,323,082
215	AUTOMATION-MICROGRAPHICS FEE	1,466,946	1,532,720	1,255,500	1,255,500
228	OTHER GOVERNMENTAL AGENCIES	31,453	68,944	42,000	42,000
233	MENTAL HEALTH INDIGENT PAY	64,769	110,023	32,000	32,000
238	OTHER REVENUE	21,460	3,963,459	45,000	45,000
239	DONATIONS AND CONTRIBUTIONS	305,173	2,738,928	2,801,648	2,801,648
241	CIVIL ASSESSMENT	75,680	73,224	64,758	64,758
248	SALE OF FIXED ASSETS	107,399,174	3,323,815	1,836,345	2,148,345
253	OTHER REVENUE	716	664	533	533
254	LONG-TERM DEBT PROCEEDS	2,578,745	838,835	0	0
256	FED OTHER	0	1,554,974	0	129,500
263	COURT FEES	477,230	494,888	430,400	430,400
264	INTEREST INCOME	483,647	498,619	433,400	433,400
278	OTHER GOVERNMENTAL AGENCIES	167,031	109,392	85,200	85,200
281	INTEREST INCOME	22,774	26,734	25,800	25,800
296	OPERATING TRANSFERS IN	6,764,626	9,760,528	11,486,114	11,486,114
300	HOMEOWNERS PROPERTY TAX RELIEF	1,484	0	0	0
301	OTHER REVENUE	4,654	4,504	4,123	4,123
302	OTHER REVENUE	408,651	311,266	188,000	188,000
303	RESIDUAL EQUITY TRANSFERS-IN	4,552,617	4,407,997	4,428,788	4,428,788
304	INTEREST INCOME	420,526	347,670	224,083	224,083
306	OTHER REVENUE	0	7,282,098	0	0
307	OTHER CHARGES FOR SERVICES	6,740,882	5,458,064	1,809,000	1,809,000
308	OPERATING TRANSFERS IN	915,517	913,042	915,456	915,497
320	OTHER REVENUE	2,555	0	0	0
325	FORFEITURES & PENALTIES	440,518	403,303	104,643	82,076
326	OTHER REVENUE	674,707	607,368	590,982	590,982
332	LONG-TERM DEBT PROCEEDS	16,825,471	610,562	674,375	674,375

**COUNTY OF SOLANO
STATE OF CALIFORNIA SCHEDULE 05B
ANALYSIS OF FINANCING SOURCES BY FUND
FOR THE FISCAL YEAR 2004-2005**

SUMMARIZATION BY FUND		2002-2003 ACTUALS	2003-2004 ACTUALS	2004-2005 CAO RECOMMENDED	2004-2005 FINAL ADOPTED
334	OPERATING TRANSFERS IN	2,711,021	2,629,062	2,628,417	2,551,091
340	FED OTHER	153,164	112,956	111,111	111,111
349	STATE OTHER	1,394,467	0	0	0
359	STATE OTHER	37,776	52,597	84,080	82,975
368	STATE OTHER	44,640	0	0	0
369	INTEREST INCOME	11,972,284	12,555,618	12,471,573	12,481,116
390	MEDICAL CARE-OTHER	184,732	164,198	212,450	212,450
900	CMSP SERVICES	95,787,699	104,011,381	118,349,321	118,548,287
901	WARRANT REVENUE - TRAFFIC	81,924	275,253	293,792	293,792
902	OTHER REVENUE	204,152,767	226,056,141	235,121,855	238,063,343
903	OTHER REVENUE	4,228,504	5,277,785	4,208,484	4,078,115
GRAND TOTAL		<u>\$ 701,713,909</u>	<u>\$ 680,492,269</u>	<u>\$ 602,737,910</u>	<u>\$ 610,180,644</u>

COUNTY OF SOLANO
STATE OF CALIFORNIA SCHEDULE 06
ANALYSIS OF CURRENT PROPERTY TAXES AND ASSESSED VALUATION
FOR THE FISCAL YEAR 2004-05

COUNTY FUNDS	CURRENT SECURED PROPERTY TAXES				CURRENT UNSECURED PROPERTY TAXES			
	APPORTIONMENT FROM COUNTYWIDE TAX RATE		VOTER APPROVED DEBT		APPORTIONMENT FROM COUNTYWIDE TAX RATE		VOTER APPROVED DEBT	
	RATE	AMOUNT	TOTAL SECURED	TOTAL SECURED	RATE	AMOUNT	TOTAL UNSECURED	TOTAL UNSECURED
GENERAL			49,672,076			921,087		921,087
COUNTY FREE LIBRARY			3,848,844			82,338		82,338
A C O			1,311,863			25,166		25,166
AVIATION			193,408			3,709		3,709
PARKS AND RECREATION			329,263			6,314		6,314
TRANSPORTATION			489,545			17,764		17,764
DEBT SERVICE	0.000000	0	0		0.000000	0		0
TOTAL		\$ 55,844,999	\$ 55,844,999		\$ 0	\$ 1,056,378		\$ 1,056,378

COUNTYWIDE TAX BASE

	SECURED ROLL			UNSECURED ROLL	TOTAL SECURED & UNSECURED
	LOCALLY ASSESSED	STATE ASSESSED	TOTAL SECURED		
	LAND IMPROVEMENTS	8,719,869,106	42,882,793		
PERSONAL PROPERTY	22,189,137,767	401,765,364	22,590,903,131	333,984,460	22,924,887,591
TOTAL ASSESSED VALUES	704,879,578	112,969,278	817,848,856	929,578,496	1,747,427,352
LESS: EXEMPTIONS	31,613,886,451	557,617,435	32,171,503,886	1,305,888,474	33,477,392,360
HOMEOWNERS					
OTHERS	453,467,868		453,467,868	481,453	453,949,321
SUB-TOTAL	734,242,724		734,242,724	57,164,584	791,407,308
LESS: ALLOWANCE FOR DELINQUENCIES (SECURED=0.25%, UNSECURED=2.0%)	30,426,175,859	557,617,435	30,983,793,294	1,248,242,437	32,232,035,731
REDEVELOPMENT	76,065,440		76,065,440	24,964,849	101,030,289
TOTAL (ADJ. VALUATION FOR ESTIMATED TAX REVENUE COMPUTATION)	5,797,528,866	106,250,723	5,903,779,589	536,579,575	6,440,359,164
TOTAL (ADJ. VALUATION FOR ESTIMATED TAX REVENUE COMPUTATION)	\$ 24,552,581,553	\$ 451,366,712	\$ 25,003,948,265	\$ 686,698,013	\$ 25,690,646,278

COUNTY OF SOLANO
STATE OF CALIFORNIA SCHEDULE 07A
ANALYSIS OF FINANCING REQUIREMENTS BY FUNCTION
FOR THE FISCAL YEAR 2004-2005

SUMMARIZATION BY FUNCTION	2002-2003 ACTUALS	2003-2004 ACTUALS	2004-2005 CAO RECOMMENDED	2004-2005 FINAL ADOPTED
General Government	150,094,743	289,446,766	169,000,414	173,326,488
Public Protection	139,193,508	146,622,816	152,896,830	153,666,909
Public Ways & Fac	11,322,487	13,269,728	14,029,629	16,256,411
Health & Sanitation	90,846,875	104,659,707	113,805,340	116,169,368
Public Assistance	128,204,437	138,702,956	146,372,781	146,872,154
Education	14,835,283	17,504,276	21,362,998	21,362,998
Rec & Cultural Services	943,726	1,081,340	1,134,848	1,103,854
Debt Service	14,829,362	16,042,266	21,264,893	21,619,621
Contingencies	0	0	52,619,216	65,446,872
Reserves	0	0	2,164,286	5,938,010
TOTAL FINANCING REQUIREMENTS	\$ 550,270,422	\$ 727,329,854	\$ 694,651,236	\$ 721,762,686

COUNTY OF SOLANO
STATE OF CALIFORNIA SCHEDULE 07B
ANALYSIS OF FINANCING REQUIREMENTS BY FUND
FOR THE FISCAL YEAR 2004-2005

SUMMARIZATION BY FUND	2002-2003 ACTUALS	2003-2004 ACTUALS	2004-2005 CAO RECOMMENDED	2004-2005 FINAL ADOPTED
GENERAL	128,771,944	226,126,537	171,007,076	185,025,103
COUNTY LIBRARY	13,707,751	16,100,941	26,522,270	28,107,576
LAW LIBRARY	351,683	338,880	382,523	434,050
CAPITAL OUTLAY	3,205,574	3,997,694	5,693,451	5,692,591
FISH/WILDLIFE PROPAGATION FUND	14,150	12,902	15,066	15,066
PARKS AND RECREATION	909,614	1,044,457	1,099,398	1,068,404
TOBACCO SETTLEMENT SECURITIZAT	132,310	2,593,588	2,662,925	2,662,925
LIBRARY ZONE 1	612,505	716,375	876,281	881,281
LIBRARY ZONE 2	7,415	10,951	16,415	17,053
LIBRARY ZONE 6	11,295	15,325	17,085	18,021
LIBRARY ZONE 7	244,693	370,177	378,335	390,742
ROAD	11,317,264	13,259,291	14,347,804	17,870,862
HOMEACRES LOAN PROGRAM	108,157	86,354	887,192	472,626
HOUSING AUTHORITY	2,267,410	2,328,992	2,313,510	2,321,785
IN HOME SUPP SVCS-PUBLIC AUTH	1,045,707	2,188,147	2,494,160	2,281,750
FIRST 5 SOLANO	3,712,637	5,075,369	12,232,136	13,088,346
RECORDER MICROGRAPHICS	337,417	214,900	4,837,722	4,892,396
LIBRARY SPECIAL REVENUE	35,508	47,092	106,458	128,311
DISTRICT ATTORNEY SPECIAL REV	23,472	11,065	286,706	377,141
SE VALLEJO REDEVELOPMENT SETT	18,981	6,161	4,161,727	4,779,313
TOBACCO SETTLEMENT	3,496,061	5,247,638	6,039,183	6,244,183
CIVIL PROCESSING FEES	0	200,000	289,817	271,088
GOVERNMENT CENTER PROJECT	27,264,239	70,716,274	16,698,904	19,218,982
SHERIFF'S ASSET SEIZURE	116	135	26,209	26,286
MENTALLY ILL CRIME OFFENDER	2,578,626	849,469	0	0
SHERIFF OES	0	707,196	0	129,500
CJ TEMP CONSTRUCTION	430,067	422,800	527,928	600,865
CRTHSE TEMP CONST	429,480	428,957	515,458	588,338
PUBLIC WORKS IMPROVEMENT	5,223	10,437	337,335	380,128
SURVEY MONUMENT PRESERVATION	23,546	22,108	75,787	84,251
PUBLIC FACILITIES FEES	6,221,883	2,009,097	22,999,821	25,254,869
SOLANO COUNTY DSF	8	48,995	0	0
GEN SVCS SPECIAL REVENUE	3,925	12,893	4,334	10,836
H&SS BLDG (94 COPS) DSF	816,454	787,420	6,854,000	6,776,674
BUILDING CORP DSF	4,508,495	4,530,968	4,528,788	4,528,788
COURT EXPANSION DSF	1,130,014	1,129,179	340,534	340,534
2004 PENSION OBLIG BONDS	0	27,204	0	232,054
JUVENILE HALL PROJECT	4,018,879	9,473,436	1,843,966	66,163
JAIL REROOF & HVAC DSF	915,455	915,455	915,504	915,504
CJIS/COPS MORE GRANT	147,809	13,573	0	0
CAL - MMET	419,337	333,871	82,076	82,076
SHERIFF - SPECIAL REVENUE	258,199	379,280	1,876,499	2,100,951
CTS-VEH.CODE AUTOMATION FUND	269	0	0	0
GOVERNMENT CENTER DSF	4,827,249	5,965,484	5,997,650	5,997,650
H&SS SPH ADMIN/REFINANCE DSF	2,631,686	2,637,560	2,628,417	2,828,417
LOCAL LAW ENFORCE BLOCK GRANT	124,273	186,353	111,111	113,667

COUNTY OF SOLANO
STATE OF CALIFORNIA SCHEDULE 07B
ANALYSIS OF FINANCING REQUIREMENTS BY FUND
FOR THE FISCAL YEAR 2004-2005

SUMMARIZATION BY FUND	2002-2003 ACTUALS	2003-2004 ACTUALS	2004-2005 CAO RECOMMENDED	2004-2005 FINAL ADOPTED
SUBST ABUSE/CRIME PREV PROP36	1,342,438	0	0	22,104
RURAL HEALTH SERVICES	21,601	64,324	87,423	87,423
RURAL HEALTH SERVICES 00/01	0	2,951	0	0
RURAL HEALTH SERVICES 01/02	59,030	0	0	0
CHILD SUPPORT SERVICES	12,793,148	12,378,062	12,720,252	12,668,179
TOBACCO PREVENTION & EDUCATION	192,110	234,875	245,248	174,571
PUBLIC SAFETY	98,379,231	105,717,796	118,965,002	119,163,968
SO CO CONSOLIDATED COURT	428,930	272,532	271,411	57,468
HEALTH & SOCIAL SERVICES	205,735,141	221,833,403	235,121,855	238,063,343
WORKFORCE INVESTMENT BOARD	4,232,013	5,224,930	4,208,484	4,208,484
TOTAL FINANCING REQUIREMENTS	\$ 550,270,422	\$ 727,329,854	\$ 694,651,236	\$ 721,762,686

**COUNTY OF SOLANO
STATE OF CALIFORNIA SCHEDULE 8
SUMMARY OF COUNTY FINANCING REQUIREMENTS
FOR FISCAL YEAR 2004-2005**

COUNTY FUNDS	2002-2003 ACTUAL	2003-2004 ACTUAL	2004-2005 CAO RECOMMENDED	2004-2005 FINAL ADOPTED
SPECIFIC FINANCING USES FROM SCHEDULE 8A	\$ 550,270,422	\$ 727,329,854	\$ 639,867,734	\$ 650,377,804
APPROPRIATIONS FOR CONTINGENCIES				
001 GENERAL			15,602,667	19,209,993
004 COUNTY LIBRARY			6,240,977	7,826,283
005 LAW LIBRARY			0	51,527
006 CAPITAL OUTLAY			0	788,087
036 LIBRARY ZONE 1			94,123	99,123
037 LIBRARY ZONE 2			4,021	4,659
066 LIBRARY ZONE 6			1,797	2,733
067 LIBRARY ZONE 7			30,820	43,227
101 ROAD			333,175	1,629,451
120 HOMEACRES LOAN PROGRAM			862,861	448,295
153 FIRST 5 SOLANO			4,093,955	4,470,165
215 RECORDER MICROGRAPHICS			4,286,798	4,341,472
228 LIBRARY SPECIAL REVENUE			64,458	86,311
233 DISTRICT ATTORNEY SPECIAL REV			265,974	356,409
238 SE VALLEJO REDEVELOPMENT SETT			2,823,727	2,920,313
241 CIVIL PROCESSING FEES			19,817	1,088
248 GOVERNMENT CENTER PROJECT			0	2,208,078
253 SHERIFF'S ASSET SEIZURE			25,535	25,612
263 CJ TEMP CONSTRUCTION			78,006	150,943
264 CRTHSE TEMP CONST			57,535	130,415
278 PUBLIC WORKS IMPROVEMENT			322,335	365,128
281 SURVEY MONUMENT PRESERVATION			43,752	52,216
296 PUBLIC FACILITIES FEES			16,800,738	16,800,738
326 SHERIFF - SPECIAL REVENUE			317,466	541,918
349 SUBST ABUSE/CRIME PREV PROP36			0	22,104
369 CHILD SUPPORT SERVICES			248,679	187,063
TOTAL ESTIMATED FINANCING REQUIREMENTS	\$ 550,270,422	\$ 727,329,854	\$ 692,486,950	\$ 713,141,155
PROVISIONS FOR RESERVES				
001 GENERAL			0	5,500,000
004 COUNTY LIBRARY			386,483	386,483
153 FIRST 5 SOLANO			0	480,000
296 PUBLIC FACILITIES FEES			0	2,255,048
307 JUVENILE HALL PROJECT			1,777,803	0
TOTAL FINANCING REQUIREMENTS	\$ 550,270,422	\$ 727,329,854	\$ 694,651,236	\$ 721,762,686

COUNTY OF SOLANO
STATE OF CALIFORNIA SCHEDULE 08A
SCHEDULE OF COUNTY SPECIFIC FINANCING USES
USES BY BUDGET UNIT BY FUNCTION BY ACTIVITY
FOR FISCAL YEAR 2004-2005

FUND AND BUDGET UNITS	2002-2003 ACTUALS	2003-2004 ACTUALS	2004-2005 CAO RECOMMENDED	2004-2005 FINAL ADOPTED
General Government				
Legislative & Admin				
1000 BOARD OF SUPERVISORS	932,597	1,093,096	1,239,627	1,239,627
1100 ADMINISTRATION	2,532,347	2,388,506	2,660,937	2,660,937
1101 GENERAL REVENUE	357,115	257,134	186,000	186,000
1103 EMPLOYEE DEVELOP & RECOGNITION	159,929	193,740	258,495	258,495
ACTIVITY TOTAL	\$ 3,981,989	\$ 3,932,476	\$ 4,345,059	\$ 4,345,059
Finance				
1150 ASSESSOR	3,557,043	4,062,849	4,552,362	4,552,362
1200 AUDITOR-CONTROLLER	2,915,791	3,062,382	3,320,442	3,320,442
1300 TAX COLLECTOR/COUNTY CLERK	1,371,275	1,382,249	1,462,209	1,462,209
1350 TREASURER	794,979	813,384	909,262	909,262
ACTIVITY TOTAL	\$ 8,639,089	\$ 9,320,863	\$ 10,244,275	\$ 10,244,275
Counsel				
1400 COUNTY COUNSEL	1,946,769	2,099,564	2,364,137	2,364,137
ACTIVITY TOTAL	\$ 1,946,769	\$ 2,099,564	\$ 2,364,137	\$ 2,364,137
Personnel				
1500 HUMAN RESOURCES	1,427,301	1,419,792	1,701,009	1,701,009
ACTIVITY TOTAL	\$ 1,427,301	\$ 1,419,792	\$ 1,701,009	\$ 1,701,009
Elections				
1550 REGISTRAR OF VOTERS	1,611,833	3,322,640	1,975,153	5,175,153
ACTIVITY TOTAL	\$ 1,611,833	\$ 3,322,640	\$ 1,975,153	\$ 5,175,153
Property Management				
1642 PROPERTY MANAGEMENT	204,661	157,834	222,026	222,026
3001 GEN SVCS SPECIAL REVENUE FUND	3,925	12,893	4,334	10,836
ACTIVITY TOTAL	\$ 208,586	\$ 170,727	\$ 226,360	\$ 232,862
Plant Acquisition				
1700 CAPITAL PROJECTS	3,205,574	3,997,694	5,693,451	4,904,504
1810 GOVERNMENT CENTER COMPLEX PROJ	27,264,239	70,716,274	16,698,904	17,010,904
1760 PUBLIC FACILITIES FEES	6,221,883	2,009,097	6,199,083	6,199,083
ACTIVITY TOTAL	\$ 36,691,695	\$ 76,723,066	\$ 28,591,438	\$ 28,114,491

COUNTY OF SOLANO
STATE OF CALIFORNIA SCHEDULE 08A
SCHEDULE OF COUNTY SPECIFIC FINANCING USES
USES BY BUDGET UNIT BY FUNCTION BY ACTIVITY
FOR FISCAL YEAR 2004-2005

FUND AND BUDGET UNITS	2002-2003 ACTUALS	2003-2004 ACTUALS	2004-2005 CAO RECOMMENDED	2004-2005 FINAL ADOPTED
Promotion				
1750 PROMOTION	149,094	130,353	173,764	173,764
ACTIVITY TOTAL	\$ 149,094	\$ 130,353	\$ 173,764	\$ 173,764
Other General				
1117 GENERAL SERVICES	9,469,676	10,674,991	11,468,171	12,278,171
1903 GENERAL EXPENDITURES	84,340,520	180,533,236	106,635,066	107,421,585
1904 SURVEYOR/ENGINEER	83,360	101,042	90,184	90,184
1905 A87 - OFFSET	-1,605,814	-2,001,193	-1,823,032	-1,823,032
1906 GENERAL FUND-OTHER	3,127,100	2,997,100	2,976,795	2,976,795
1950 SURVEY MONUMENT	23,546	22,108	32,035	32,035
ACTIVITY TOTAL	\$ 95,438,389	\$ 192,327,285	\$ 119,379,219	\$ 120,975,738
FUNCTION TOTAL	\$ 150,094,743	\$ 289,446,766	\$ 169,000,414	\$ 173,326,488
Public Protection				
Plant Acquisition				
8012 JUVENILE HALL PROJ	4,018,879	9,473,436	66,163	66,163
ACTIVITY TOTAL	\$ 4,018,879	\$ 9,473,436	\$ 66,163	\$ 66,163
Judicial				
2400 GRAND JURY	101,339	119,238	144,315	144,315
2005 LAW LIBRARY	351,683	338,880	382,523	382,523
4100 DA SPECIAL REVENUE	23,472	11,065	20,732	20,732
4200 CTS-VEH CODE AUTOMATION FUND	269	0	0	0
3490 SUB ABUSE & CRIME PREV-PROP 36	1,342,438	0	0	0
2480 DEPT OF CHILD SUPPORT SERVICES	12,793,148	12,378,062	12,471,573	12,481,116
6500 DISTRICT ATTORNEY	12,737,310	13,689,698	14,244,629	14,421,595
6530 PUBLIC DEFENDER	6,347,144	6,805,983	7,378,514	7,400,514
6540 CONFLICT PUBLIC DEFENDER	1,974,615	2,147,035	2,424,059	2,424,059
6730 OTHER PUBLIC DEFENSE	2,047,571	3,124,956	2,059,578	2,059,578
6800 C M F CASES	343,098	272,532	271,411	57,468
6820 DRUG COURT	85,832	0	0	0
ACTIVITY TOTAL	\$ 38,147,920	\$ 38,887,449	\$ 39,397,334	\$ 39,391,900
Police Protection				
4110 CIVIL PROCESSING FEES	0	200,000	270,000	270,000
4120 SHERIFF ASSET SEIZURE	116	135	674	674
2540 SO MENTALLY ILL OFFDR CRIME GR	2,578,626	849,469	0	0
2560 SHERIFF OES	0	707,196	0	129,500
3200 CRIMINAL JUSTICE CONSORTIUM	147,809	13,573	0	0

COUNTY OF SOLANO
STATE OF CALIFORNIA SCHEDULE 08A
SCHEDULE OF COUNTY SPECIFIC FINANCING USES
USES BY BUDGET UNIT BY FUNCTION BY ACTIVITY
FOR FISCAL YEAR 2004-2005

FUND AND BUDGET UNITS	2002-2003 ACTUALS	2003-2004 ACTUALS	2004-2005 CAO RECOMMENDED	2004-2005 FINAL ADOPTED
3250 CAL-MMET	419,337	333,871	82,076	82,076
4050 SHERIFF SPECIAL REVENUE FUND	258,199	379,280	1,559,033	1,559,033
3440 LLEBG	124,273	186,353	111,111	113,667
6550 SHERIFF	50,343,521	55,484,917	62,185,481	62,185,481
ACTIVITY TOTAL	\$ 53,871,881	\$ 58,154,793	\$ 64,208,375	\$ 64,340,431
Detention & Correct				
4130 CJ FAC TEMP CONST FUND	430,067	422,800	449,922	449,922
4140 CRTHSE TEMP CONST FUND	429,480	428,957	457,923	457,923
6650 PROBATION	24,929,070	24,465,208	30,672,741	30,672,741
ACTIVITY TOTAL	\$ 25,788,617	\$ 25,316,965	\$ 31,580,586	\$ 31,580,586
Protection & Inspect				
2830 AGRICULTURAL COMMISSIONER	1,989,662	1,950,949	2,257,653	2,257,653
2850 ANIMAL CARE SERVICES	1,613,716	1,768,742	1,863,487	1,863,487
ACTIVITY TOTAL	\$ 3,603,378	\$ 3,719,691	\$ 4,121,140	\$ 4,121,140
Other Protection				
2902 CORONER & PUBLIC ADMIN	1,053,141	0	0	0
2909 RECORDER	2,482,922	1,897,910	2,511,837	2,511,837
2910 ENVIRONMENTAL MANAGEMENT	6,236,652	6,192,867	6,456,012	6,570,194
2930 LAFCO	276,880	330,397	313,552	313,552
2940 PUBLIC GUARDIAN	967,122	0	0	0
2903 FISH/WILDLIFE PROPAGATION	14,150	12,902	15,066	15,066
8220 HOMEACRES LOAN PROGRAM	108,157	86,354	24,331	24,331
1510 HOUSING AUTH OF SOLANO COUNTY	2,267,410	2,328,992	2,313,510	2,321,785
4000 RECORDER/MICROGRAPHIC	337,417	214,900	550,924	550,924
2380 SE VALLEJO REDEVELOPMENT SETT	18,981	6,161	1,338,000	1,859,000
ACTIVITY TOTAL	\$ 13,762,834	\$ 11,070,482	\$ 13,523,232	\$ 14,166,689
FUNCTION TOTAL	\$ 139,193,508	\$ 146,622,816	\$ 152,896,830	\$ 153,666,909
Public Ways & Fac				
Public Ways				
3010 TRANSPORTATION DEPARTMENT	11,317,264	13,259,291	14,014,629	16,241,411
3020 PUBLIC WORKS IMPROVEMENT	5,223	10,437	15,000	15,000
ACTIVITY TOTAL	\$ 11,322,487	\$ 13,269,728	\$ 14,029,629	\$ 16,256,411
FUNCTION TOTAL	\$ 11,322,487	\$ 13,269,728	\$ 14,029,629	\$ 16,256,411

COUNTY OF SOLANO
STATE OF CALIFORNIA SCHEDULE 08A
SCHEDULE OF COUNTY SPECIFIC FINANCING USES
USES BY BUDGET UNIT BY FUNCTION BY ACTIVITY
FOR FISCAL YEAR 2004-2005

FUND AND BUDGET UNITS	2002-2003 ACTUALS	2003-2004 ACTUALS	2004-2005 CAO RECOMMENDED	2004-2005 FINAL ADOPTED
Health & Sanitation				
Health				
2000 TOBACCO SETTLEMENT SECURITIZAT	132,310	2,593,588	2,662,925	2,662,925
1520 IN HOME SUPP SVCS-PUBLIC AUTH	1,045,707	2,188,147	2,494,160	2,281,750
1530 CHILDREN & FAMILIES FIRST	3,712,637	5,075,369	8,138,181	8,138,181
2390 TOBACCO SETTLEMENT	3,496,061	5,247,638	6,039,183	6,244,183
7940 RURAL HEALTH SERVICES 02/03	21,601	24,517	0	0
7945 RURAL HEALTH SERVICES 03/04	0	39,807	46,383	46,383
7960 RURAL HEALTH SERVICES 04/05	0	0	41,040	41,040
7930 RURAL HEALTH SERVICES 00/01	0	2,951	0	0
7935 RURAL HEALTH SERVICES 01/02	59,030	0	0	0
7550 PUBLIC GUARDIAN	0	1,386,996	1,381,810	1,381,810
7560 SUBSTANCE ABUSE DIVISION	4,579,967	5,264,035	5,905,773	5,985,773
7580 FAMILY HEALTH SERVICES	5,980,985	6,051,850	6,316,970	6,561,096
7598 MENTAL HEALTH MGD CARE SERVICE	4,404,689	3,903,262	3,857,632	4,049,261
7599 MEDICAL SERVICES	12,997,729	16,072,589	17,377,514	17,502,514
7690 IN-HOME SUPPORTIVE SERVICES PA	398,515	602,287	654,325	654,325
7700 MENTAL HEALTH DIVISION	37,082,782	36,330,105	37,128,548	37,835,891
7800 PUBLIC HEALTH DIVISION	16,742,752	19,641,691	21,515,648	22,609,665
ACTIVITY TOTAL	\$ 90,654,765	\$ 104,424,831	\$ 113,560,092	\$ 115,994,797
Hospital Care				
7950 TOBACCO PREVENTION & EDUCATION	192,110	234,875	245,248	174,571
ACTIVITY TOTAL	\$ 192,110	\$ 234,875	\$ 245,248	\$ 174,571
FUNCTION TOTAL	\$ 90,846,875	\$ 104,659,707	\$ 113,805,340	\$ 116,169,368
Public Assistance				
Administration				
5500 OFFICE OF FAMILY VIOLENCE PREV	0	451,436	688,228	688,228
7501 ADMINISTRATION DIVISION	5,541,340	1,256,488	1,649,280	1,709,279
7600 CHILD WELFARE SERVICES	15,795,412	16,548,138	17,331,192	17,494,435
7640 OLDER & DISABLED ADULTS	5,096,781	5,873,555	7,679,440	7,721,571
7650 EMPLOYMENT & ELIGIBILITY SVCS	43,688,172	47,438,360	51,726,973	51,726,973
7900 ASSISTANCE PROGRAMS	53,426,016	61,464,047	62,596,750	62,830,750
ACTIVITY TOTAL	\$ 123,547,722	\$ 133,032,024	\$ 141,671,862	\$ 142,171,235
General Relief				
5460 IND BURIAL VETS CEM CARE	9,185	5,112	10,701	10,701
ACTIVITY TOTAL	\$ 9,185	\$ 5,112	\$ 10,701	\$ 10,701

COUNTY OF SOLANO
STATE OF CALIFORNIA SCHEDULE 08A
SCHEDULE OF COUNTY SPECIFIC FINANCING USES
USES BY BUDGET UNIT BY FUNCTION BY ACTIVITY
FOR FISCAL YEAR 2004-2005

FUND AND BUDGET UNITS	2002-2003 ACTUALS	2003-2004 ACTUALS	2004-2005 CAO RECOMMENDED	2004-2005 FINAL ADOPTED
Veterans' Services				
5800 VETERANS SERVICE	415,517	440,889	481,734	481,734
ACTIVITY TOTAL	\$ 415,517	\$ 440,889	\$ 481,734	\$ 481,734
Other Assistance				
7200 WORKFORCE INVESTMENT BOARD	4,232,013	5,224,930	4,208,484	4,208,484
ACTIVITY TOTAL	\$ 4,232,013	\$ 5,224,930	\$ 4,208,484	\$ 4,208,484
FUNCTION TOTAL	\$ 128,204,437	\$ 138,702,956	\$ 146,372,781	\$ 146,872,154
Education				
Library Services				
6300 LIBRARY	13,707,751	16,100,941	19,894,810	19,894,810
6150 LIBRARY - ZONE 1	612,505	716,375	782,158	782,158
6180 LIBRARY ZONE 2	7,415	10,951	12,394	12,394
6166 LIBRARY ZONE 6	11,295	15,325	15,288	15,288
6167 LIBRARY ZONE 7	244,693	370,177	347,515	347,515
2280 LIBRARY-SPECIAL REVENUE	35,508	47,092	42,000	42,000
ACTIVITY TOTAL	\$ 14,619,166	\$ 17,260,860	\$ 21,094,165	\$ 21,094,165
Agricultural Education				
6200 COOPERATIVE EXT SVCE	216,117	243,416	268,833	268,833
ACTIVITY TOTAL	\$ 216,117	\$ 243,416	\$ 268,833	\$ 268,833
FUNCTION TOTAL	\$ 14,835,283	\$ 17,504,276	\$ 21,362,998	\$ 21,362,998
Rec & Cultural Services				
Recreation Facility				
7000 PARKS & RECREATION	909,614	1,044,457	1,099,398	1,068,404
ACTIVITY TOTAL	\$ 909,614	\$ 1,044,457	\$ 1,099,398	\$ 1,068,404
Veterans' Memorial				
7160 VALLEJO VETERANS BUILDING	34,113	36,883	35,450	35,450
ACTIVITY TOTAL	\$ 34,113	\$ 36,883	\$ 35,450	\$ 35,450
FUNCTION TOTAL	\$ 943,726	\$ 1,081,340	\$ 1,134,848	\$ 1,103,854
Debt Service				
Retire-Long Term Debt				

COUNTY OF SOLANO
STATE OF CALIFORNIA SCHEDULE 08A
SCHEDULE OF COUNTY SPECIFIC FINANCING USES
USES BY BUDGET UNIT BY FUNCTION BY ACTIVITY
FOR FISCAL YEAR 2004-2005

FUND AND BUDGET UNITS	2002-2003 ACTUALS	2003-2004 ACTUALS	2004-2005 CAO RECOMMENDED	2004-2005 FINAL ADOPTED
8000 DEBT SERVICE	8	48,995	0	0
8009 94 COP	816,454	787,420	6,854,000	6,776,674
8010 SOL CTY BLDG CORP DEBT SV	-25	0	0	0
8033 2001 REFUNDING COP	4,508,520	4,530,968	4,528,788	4,528,788
8013 COURTS EXPANSION/ACMS DSF	1,130,014	1,129,179	340,534	340,534
8006 2004 PENSION OBLIG BONDS	0	27,204	0	232,054
8015 DSF-JAIL REROOF/HVAC RETROFIT	915,455	915,455	915,504	915,504
8032 2002 CERTIFICATES OF PARTICIPA	4,827,249	5,965,484	5,997,650	5,997,650
8034 HSS ADMIN/REFINANCE SPHF	2,631,686	2,637,560	2,628,417	2,828,417
ACTIVITY TOTAL	\$ 14,829,362	\$ 16,042,266	\$ 21,264,893	\$ 21,619,621
FUNCTION TOTAL	\$ 14,829,362	\$ 16,042,266	\$ 21,264,893	\$ 21,619,621
TOTAL SPECIFIC FINANCING USES	\$ 550,270,422	\$ 727,329,854	\$ 639,867,734	\$ 650,377,804

COUNTY OF SOLANO
STATE OF CALIFORNIA SCHEDULE 08B
ANALYSIS OF FINANCING REQUIREMENTS
FOR FISCAL YEAR 2004-2005

SUMMARIZATION BY FUND	2002-2003 ACTUALS	2003-2004 ACTUALS	2004-2005 CAO RECOMMENDED	2004-2005 FINAL ADOPTED
001 GENERAL	128,771,944	226,126,537	155,404,409	160,315,110
004 COUNTY LIBRARY	13,707,751	16,100,941	19,894,810	19,894,810
005 LAW LIBRARY	351,683	338,880	382,523	382,523
006 CAPITAL OUTLAY	3,205,574	3,997,694	5,693,451	4,904,504
012 FISH/WILDLIFE PROPAGATION FUND	14,150	12,902	15,066	15,066
016 PARKS AND RECREATION	909,614	1,044,457	1,099,398	1,068,404
020 TOBACCO SETTLEMENT SECURITIZAT	132,310	2,593,588	2,662,925	2,662,925
036 LIBRARY ZONE 1	612,505	716,375	782,158	782,158
037 LIBRARY ZONE 2	7,415	10,951	12,394	12,394
066 LIBRARY ZONE 6	11,295	15,325	15,288	15,288
067 LIBRARY ZONE 7	244,693	370,177	347,515	347,515
101 ROAD	11,317,264	13,259,291	14,014,629	16,241,411
120 HOMEACRES LOAN PROGRAM	108,157	86,354	24,331	24,331
150 HOUSING AUTHORITY	2,267,410	2,328,992	2,313,510	2,321,785
152 IN HOME SUPP SVCS-PUBLIC AUTH	1,045,707	2,188,147	2,494,160	2,281,750
153 FIRST 5 SOLANO	3,712,637	5,075,369	8,138,181	8,138,181
215 RECORDER MICROGRAPHICS	337,417	214,900	550,924	550,924
228 LIBRARY SPECIAL REVENUE	35,508	47,092	42,000	42,000
233 DISTRICT ATTORNEY SPECIAL REV	23,472	11,065	20,732	20,732
238 SE VALLEJO REDEVELOPMENT SETT	18,981	6,161	1,338,000	1,859,000
239 TOBACCO SETTLEMENT	3,496,061	5,247,638	6,039,183	6,244,183
241 CIVIL PROCESSING FEES	0	200,000	270,000	270,000
248 GOVERNMENT CENTER PROJECT	27,264,239	70,716,274	16,698,904	17,010,904
253 SHERIFF'S ASSET SEIZURE	116	135	674	674
254 MENTALLY ILL CRIME OFFENDER	2,578,626	849,469	0	0
256 SHERIFF OES	0	707,196	0	129,500
263 CJ TEMP CONSTRUCTION	430,067	422,800	449,922	449,922
264 CRTHSE TEMP CONST	429,480	428,957	457,923	457,923
278 PUBLIC WORKS IMPROVEMENT	5,223	10,437	15,000	15,000
281 SURVEY MONUMENT PRESERVATION	23,546	22,108	32,035	32,035
296 PUBLIC FACILITIES FEES	6,221,883	2,009,097	6,199,083	6,199,083
300 SOLANO COUNTY DSF	8	48,995	0	0
301 GEN SVCS SPECIAL REVENUE	3,925	12,893	4,334	10,836
302 H&SS BLDG (94 COPS) DSF	816,454	787,420	6,854,000	6,776,674
303 BUILDING CORP DSF	4,508,495	4,530,968	4,528,788	4,528,788
304 COURT EXPANSION DSF	1,130,014	1,129,179	340,534	340,534
306 2004 PENSION OBLIG BONDS	0	27,204	0	232,054
307 JUVENILE HALL PROJECT	4,018,879	9,473,436	66,163	66,163
308 JAIL REROOF & HVAC DSF	915,455	915,455	915,504	915,504
320 CJIS/COPS MORE GRANT	147,809	13,573	0	0
325 CAL - MMET	419,337	333,871	82,076	82,076
326 SHERIFF - SPECIAL REVENUE	258,199	379,280	1,559,033	1,559,033
328 CTS-VEH.CODE AUTOMATION FUND	269	0	0	0
332 GOVERNMENT CENTER DSF	4,827,249	5,965,484	5,997,650	5,997,650
334 H&SS SPH ADMIN/REFINANCE DSF	2,631,686	2,637,560	2,628,417	2,828,417
340 LOCAL LAW ENFORCE BLOCK GRANT	124,273	186,353	111,111	113,667

**COUNTY OF SOLANO
STATE OF CALIFORNIA SCHEDULE 08B
ANALYSIS OF FINANCING REQUIREMENTS
FOR FISCAL YEAR 2004-2005**

SUMMARIZATION BY FUND	2002-2003 ACTUALS	2003-2004 ACTUALS	2004-2005 CAO RECOMMENDED	2004-2005 FINAL ADOPTED
349 SUBST ABUSE/CRIME PREV PROP36	1,342,438	0	0	0
359 RURAL HEALTH SERVICES	21,601	64,324	87,423	87,423
365 RURAL HEALTH SERVICES 00/01	0	2,951	0	0
368 RURAL HEALTH SERVICES 01/02	59,030	0	0	0
369 CHILD SUPPORT SERVICES	12,793,148	12,378,062	12,471,573	12,481,116
390 TOBACCO PREVENTION & EDUCATION	192,110	234,875	245,248	174,571
900 PUBLIC SAFETY	98,379,231	105,717,796	118,965,002	119,163,968
901 SO CO CONSOLIDATED COURT	428,930	272,532	271,411	57,468
902 HEALTH & SOCIAL SERVICES	205,735,141	221,833,403	235,121,855	238,063,343
903 WORKFORCE INVESTMENT BOARD	4,232,013	5,224,930	4,208,484	4,208,484
TOTAL FINANCING REQUIREMENTS	\$ 550,270,422	\$ 727,329,854	\$ 639,867,734	\$ 650,377,804

**COUNTY OF SOLANO
OPERATING TRANSFERS OUT/IN
FOR FISCAL YEAR 2004-2005
FINAL BUDGET**

FUND AND DEPARTMENT	OPERATING TRANSFERS OUT	OPERATING TRANSFERS IN
001 - GENERAL		
1101 - GENERAL REVENUE	100,000	0
1117 - GENERAL SERVICES	95,067	0
1903 - GENERAL EXPENDITURES	93,300,011	0
1906 - GENERAL FUND-OTHER	2,976,795	0
2909 - RECORDER	0	550,924
2910 - ENVIRONMENTAL MANAGEMENT	0	173,424
5500 - OFFICE OF FAMILY VIOLENCE PREV	93,497	0
FUND TOTAL	\$ 96,565,370	\$ 724,348
004 - COUNTY LIBRARY		
6300 - LIBRARY	580,377	5,436,728
FUND TOTAL	\$ 580,377	\$ 5,436,728
006 - CAPITAL OUTLAY		
1700 - CAPITAL PROJECTS	1,093,000	765,000
FUND TOTAL	\$ 1,093,000	\$ 765,000
016 - PARKS AND RECREATION		
7000 - PARKS & RECREATION	0	133,290
FUND TOTAL	\$ 0	\$ 133,290
020 - TOBACCO SETTLEMENT SECURITIZAT		
2000 - TOBACCO SETTLEMENT SECURITIZAT	2,621,648	0
FUND TOTAL	\$ 2,621,648	\$ 0
034 - FLEET MANAGEMENT		
3100 - FLEET MANAGEMENT	0	18,000
FUND TOTAL	\$ 0	\$ 18,000
036 - LIBRARY ZONE 1		
6150 - LIBRARY - ZONE 1	773,246	0
FUND TOTAL	\$ 773,246	\$ 0
037 - LIBRARY ZONE 2		
6180 - LIBRARY ZONE 2	12,273	0
FUND TOTAL	\$ 12,273	\$ 0
047 - AIRPORT ENTERPRISE		
9000 - AIRPORT	351,000	0
FUND TOTAL	\$ 351,000	\$ 0
066 - LIBRARY ZONE 6		
6166 - LIBRARY ZONE 6	15,082	0
FUND TOTAL	\$ 15,082	\$ 0
067 - LIBRARY ZONE 7		
6167 - LIBRARY ZONE 7	342,484	0
FUND TOTAL	\$ 342,484	\$ 0

**COUNTY OF SOLANO
OPERATING TRANSFERS OUT/IN
FOR FISCAL YEAR 2004-2005
FINAL BUDGET**

FUND AND DEPARTMENT	OPERATING TRANSFERS OUT	OPERATING TRANSFERS IN
101 - ROAD		
3010 - TRANSPORTATION DEPARTMENT	173,424	1,841,000
FUND TOTAL	\$ 173,424	\$ 1,841,000
152 - IN HOME SUPP SVCS-PUBLIC AUTH		
1520 - IN HOME SUPP SVCS-PUBLIC AUTH	654,325	159,313
FUND TOTAL	\$ 654,325	\$ 159,313
160 - RURAL NO VACAVILLE WATER DIST		
9860 - RURAL NO VACAVILLE WATER DIST	0	29,270
FUND TOTAL	\$ 0	\$ 29,270
164 - RNVWD DEBT SERVICE FUND		
9864 - RNVWD DEBT SERVICE FUND	29,270	0
FUND TOTAL	\$ 29,270	\$ 0
215 - RECORDER MICROGRAPHICS		
4000 - RECORDER/MICROGRAPHIC	550,924	0
FUND TOTAL	\$ 550,924	\$ 0
233 - DISTRICT ATTORNEY SPECIAL REV		
4100 - DA SPECIAL REVENUE	8,800	0
FUND TOTAL	\$ 8,800	\$ 0
235 - SOLANO CO FAIR		
2350 - SOLANO COUNTY FAIR	0	100,000
FUND TOTAL	\$ 0	\$ 100,000
238 - SE VALLEJO REDEVELOPMENT SETT		
2380 - SE VALLEJO REDEVELOPMENT SETT	1,841,000	0
FUND TOTAL	\$ 1,841,000	\$ 0
239 - TOBACCO SETTLEMENT		
2390 - TOBACCO SETTLEMENT	5,596,493	2,621,648
FUND TOTAL	\$ 5,596,493	\$ 2,621,648
241 - CIVIL PROCESSING FEES		
4110 - CIVIL PROCESSING FEES	270,000	0
FUND TOTAL	\$ 270,000	\$ 0
248 - GOVERNMENT CENTER PROJECT		
1810 - GOVERNMENT CENTER COMPLEX PROJ	12,025	1,360,000
FUND TOTAL	\$ 12,025	\$ 1,360,000
263 - CJ TEMP CONSTRUCTION		
4130 - CJ FAC TEMP CONST FUND	440,000	0
FUND TOTAL	\$ 440,000	\$ 0

**COUNTY OF SOLANO
OPERATING TRANSFERS OUT/IN
FOR FISCAL YEAR 2004-2005
FINAL BUDGET**

FUND AND DEPARTMENT	OPERATING TRANSFERS OUT	OPERATING TRANSFERS IN
264 - CRTHSE TEMP CONST		
4140 - CRTHSE TEMP CONST FUND	440,000	0
FUND TOTAL	\$ 440,000	\$ 0
296 - PUBLIC FACILITIES FEES		
1760 - PUBLIC FACILITIES FEES	5,804,083	0
FUND TOTAL	\$ 5,804,083	\$ 0
302 - H&SS BLDG (94 COPS) DSF		
8009 - 94 COP	227,674	0
FUND TOTAL	\$ 227,674	\$ 0
303 - BUILDING CORP DSF		
8033 - 2001 REFUNDING COP	0	4,356,795
FUND TOTAL	\$ 0	\$ 4,356,795
304 - COURT EXPANSION DSF		
8013 - COURTS EXPANSION/ACMS DSF	0	189,083
FUND TOTAL	\$ 0	\$ 189,083
308 - JAIL REROOF & HVAC DSF		
8015 - DSF-JAIL REROOF/HVAC RETROFIT	0	915,456
FUND TOTAL	\$ 0	\$ 915,456
310 - SPECIAL AVIATION		
9050 - SPECIAL AVIATION DEPT	0	351,000
FUND TOTAL	\$ 0	\$ 351,000
326 - SHERIFF - SPECIAL REVENUE		
4050 - SHERIFF SPECIAL REVENUE FUND	1,556,252	0
FUND TOTAL	\$ 1,556,252	\$ 0
332 - GOVERNMENT CENTER DSF		
8032 - 2002 CERTIFICATES OF PARTICIPA	0	524,375
FUND TOTAL	\$ 0	\$ 524,375
334 - H&SS SPH ADMIN/REFINANCE DSF		
8034 - HSS ADMIN/REFINANCE SPHF	200,000	2,463,091
FUND TOTAL	\$ 200,000	\$ 2,463,091
340 - LOCAL LAW ENFORCE BLOCK GRANT		
3440 - LLEBG	0	11,111
FUND TOTAL	\$ 0	\$ 11,111
359 - RURAL HEALTH SERVICES		
7945 - RURAL HEALTH SERVICES 03/04	2,000	0
7960 - RURAL HEALTH SERVICES 04/05	0	2,000
FUND TOTAL	\$ 2,000	\$ 2,000

**COUNTY OF SOLANO
OPERATING TRANSFERS OUT/IN
FOR FISCAL YEAR 2004-2005
FINAL BUDGET**

FUND AND DEPARTMENT	OPERATING TRANSFERS OUT	OPERATING TRANSFERS IN
370 - MIS DEPARTMENT		
1870 - MIS DEPARTMENT	0	58,730
FUND TOTAL	\$ 0	\$ 58,730
372 - SCIPS - ISF		
1140 - SCIPS	58,730	0
FUND TOTAL	\$ 58,730	\$ 0
390 - TOBACCO PREVENTION & EDUCATION		
7950 - TOBACCO PREVENTION & EDUCATION	0	23,278
FUND TOTAL	\$ 0	\$ 23,278
900 - PUBLIC SAFETY		
6500 - DISTRICT ATTORNEY	0	7,211,319
6530 - PUBLIC DEFENDER	0	7,097,520
6540 - CONFLICT PUBLIC DEFENDER	0	2,304,059
6550 - SHERIFF	737,362	34,017,114
6650 - PROBATION	378,100	18,304,744
6730 - OTHER PUBLIC DEFENSE	0	1,443,897
FUND TOTAL	\$ 1,115,462	\$ 70,378,653
902 - HEALTH & SOCIAL SERVICES		
7501 - ADMINISTRATION DIVISION	1,554,670	1,440,966
7550 - PUBLIC GUARDIAN	0	1,096,912
7560 - SUBSTANCE ABUSE DIVISION	38,941	970,442
7580 - FAMILY HEALTH SERVICES	75,471	394,809
7598 - MENTAL HEALTH MGD CARE SERVICE	4,376	0
7599 - MEDICAL SERVICES	0	1,724,165
7600 - CHILD WELFARE SERVICES	196,985	1,460,825
7640 - OLDER & DISABLED ADULTS	95,103	1,585,569
7650 - EMPLOYMENT & ELIGIBILITY SVCS	213,856	2,216,354
7690 - IN-HOME SUPPORTIVE SERVICES PA	0	654,325
7700 - MENTAL HEALTH DIVISION	228,565	7,491,487
7800 - PUBLIC HEALTH DIVISION	103,466	5,341,845
7900 - ASSISTANCE PROGRAMS	0	7,006,506
FUND TOTAL	\$ 2,511,433	\$ 31,384,206
TOTAL	\$ 123,846,375	\$ 123,846,375

**COUNTY OF SOLANO
STATE OF CALIFORNIA SCHEDULE 09
BUDGET UNIT FINANCING USES DETAIL
FOR THE FISCAL YEAR 2004-2005**

**General Government
Legislative & Admin
001 - 1000 - BOARD OF SUPERVISORS**

FINANCING USES CLASSIFICATIONS APPROPRIATIONS AND REVENUES	2002-2003 ACTUALS	2003-2004 ACTUALS	2004-2005 CAO RECOMMENDED	2004-2005 FINAL ADOPTED
APPROPRIATIONS				
Salaries and Employee Benefits	703,596	866,323	902,823	902,823
Services and Supplies	160,306	169,585	250,388	250,388
Other Charges	68,695	56,218	86,416	86,416
Other Financing Uses	0	969	0	0
TOTAL APPROPRIATIONS	\$ 932,597	\$ 1,093,096	\$ 1,239,627	\$ 1,239,627
REVENUES				
Revenue From Use of Money/Prop	1,270	0	0	0
Misc Revenue	3,838	0	0	0
TOTAL REVENUES	\$ 5,108	\$ 0	\$ 0	\$ 0
NET COUNTY COST	\$ 927,488	\$ 1,093,096	\$ 1,239,627	\$ 1,239,627

**COUNTY OF SOLANO
STATE OF CALIFORNIA SCHEDULE 09
BUDGET UNIT FINANCING USES DETAIL
FOR THE FISCAL YEAR 2004-2005**

**General Government
Legislative & Admin
001 - 1100 - ADMINISTRATION**

FINANCING USES CLASSIFICATIONS APPROPRIATIONS AND REVENUES	2002-2003 ACTUALS	2003-2004 ACTUALS	2004-2005 CAO RECOMMENDED	2004-2005 FINAL ADOPTED
APPROPRIATIONS				
Salaries and Employee Benefits	1,991,388	1,980,028	2,255,092	2,255,092
Services and Supplies	535,197	405,646	405,845	405,845
F/A Equipment	5,763	0	0	0
Other Financing Uses	0	2,832	0	0
TOTAL APPROPRIATIONS	\$ 2,532,347	\$ 2,388,506	\$ 2,660,937	\$ 2,660,937
REVENUES				
Licenses, Permits & Franchise	44,636	0	0	0
Intergovernmental Rev Federal	44,998	0	0	0
Charges For Services	1,411,583	1,967,183	1,822,255	1,822,255
Misc Revenue	52,072	50,819	51,850	51,850
Other Financing Sources	75,000	0	0	0
TOTAL REVENUES	\$ 1,628,288	\$ 2,018,002	\$ 1,874,105	\$ 1,874,105
NET COUNTY COST	\$ 904,060	\$ 370,504	\$ 786,832	\$ 786,832

**COUNTY OF SOLANO
STATE OF CALIFORNIA SCHEDULE 09
BUDGET UNIT FINANCING USES DETAIL
FOR THE FISCAL YEAR 2004-2005**

**General Government
Legislative & Admin
001 - 1101 - GENERAL REVENUE**

FINANCING USES CLASSIFICATIONS APPROPRIATIONS AND REVENUES	2002-2003 ACTUALS	2003-2004 ACTUALS	2004-2005 CAO RECOMMENDED	2004-2005 FINAL ADOPTED
APPROPRIATIONS				
Services and Supplies	48,900	13,484	16,000	16,000
Other Charges	181,374	145,650	70,000	70,000
Other Financing Uses	126,841	98,000	100,000	100,000
TOTAL APPROPRIATIONS	\$ 357,115	\$ 257,134	\$ 186,000	\$ 186,000
REVENUES				
Taxes	47,738,100	54,242,185	60,675,000	60,675,000
Licenses, Permits & Franchise	430,259	469,779	370,000	370,000
Revenue From Use of Money/Prop	1,277,027	1,323,568	1,105,000	1,105,000
Intergovernmental Rev State	29,013,505	23,942,571	29,664,000	29,664,000
Intergovernmental Rev Federal	9,504	9,748	8,000	8,000
Intergovernmental Rev Other	9,880,783	15,460,465	11,500,000	11,500,000
Charges For Services	5,721,225	6,314,816	6,132,000	6,132,000
Misc Revenue	3,337,163	3,645,719	3,830,000	4,030,000
Other Financing Sources	0	48,995	0	0
TOTAL REVENUES	\$ 97,407,565	\$ 105,457,845	\$ 113,284,000	\$ 113,484,000
NET COUNTY COST	\$ (97,050,450)	\$ (105,200,711)	\$ (113,098,000)	\$ (113,298,000)

**COUNTY OF SOLANO
STATE OF CALIFORNIA SCHEDULE 09
BUDGET UNIT FINANCING USES DETAIL
FOR THE FISCAL YEAR 2004-2005**

**General Government
Legislative & Admin
001 - 1103 - EMPLOYEE DEVELOP & RECOGNITION**

FINANCING USES CLASSIFICATIONS APPROPRIATIONS AND REVENUES	2002-2003 ACTUALS	2003-2004 ACTUALS	2004-2005 CAO RECOMMENDED	2004-2005 FINAL ADOPTED
APPROPRIATIONS				
Salaries and Employee Benefits	81	0	0	0
Services and Supplies	159,848	193,740	258,495	258,495
TOTAL APPROPRIATIONS	\$ 159,929	\$ 193,740	\$ 258,495	\$ 258,495
REVENUES				
Charges For Services	155,079	221,327	177,826	177,826
TOTAL REVENUES	\$ 155,079	\$ 221,327	\$ 177,826	\$ 177,826
NET COUNTY COST	\$ 4,850	\$ (27,587)	\$ 80,669	\$ 80,669

**COUNTY OF SOLANO
STATE OF CALIFORNIA SCHEDULE 09
BUDGET UNIT FINANCING USES DETAIL
FOR THE FISCAL YEAR 2004-2005**

**General Government
Finance
001 - 1150 - ASSESSOR**

FINANCING USES CLASSIFICATIONS APPROPRIATIONS AND REVENUES	2002-2003 ACTUALS	2003-2004 ACTUALS	2004-2005 CAO RECOMMENDED	2004-2005 FINAL ADOPTED
APPROPRIATIONS				
Salaries and Employee Benefits	2,656,601	3,193,699	3,657,377	3,657,377
Services and Supplies	763,812	820,874	905,912	905,912
Other Charges	232,405	168,137	170,856	170,856
Other Financing Uses	0	4,138	0	0
Intra-Fund Transfers	-95,775	-124,000	-181,783	-181,783
TOTAL APPROPRIATIONS	\$ 3,557,043	\$ 4,062,849	\$ 4,552,362	\$ 4,552,362
REVENUES				
Intergovernmental Rev State	469,207	469,207	469,207	469,207
Intergovernmental Rev Other	9,951	64,296	50,000	50,000
Charges For Services	693,183	1,065,713	1,157,245	1,157,245
Misc Revenue	15,505	314	0	0
TOTAL REVENUES	\$ 1,187,846	\$ 1,599,530	\$ 1,676,452	\$ 1,676,452
NET COUNTY COST	\$ 2,369,197	\$ 2,463,319	\$ 2,875,910	\$ 2,875,910

**COUNTY OF SOLANO
STATE OF CALIFORNIA SCHEDULE 09
BUDGET UNIT FINANCING USES DETAIL
FOR THE FISCAL YEAR 2004-2005**

**General Government
Finance
001 - 1200 - AUDITOR-CONTROLLER**

FINANCING USES CLASSIFICATIONS APPROPRIATIONS AND REVENUES	2002-2003 ACTUALS	2003-2004 ACTUALS	2004-2005 CAO RECOMMENDED	2004-2005 FINAL ADOPTED
APPROPRIATIONS				
Salaries and Employee Benefits	2,287,286	2,411,370	2,591,286	2,591,286
Services and Supplies	628,506	648,623	729,156	729,156
F/A Equipment	0	5,205	0	0
Other Financing Uses	0	3,184	0	0
Intra-Fund Transfers	0	-6,000	0	0
TOTAL APPROPRIATIONS	\$ 2,915,791	\$ 3,062,382	\$ 3,320,442	\$ 3,320,442
REVENUES				
Charges For Services	2,402,301	3,118,826	2,903,758	2,903,758
Misc Revenue	3,081	5,000	0	0
TOTAL REVENUES	\$ 2,405,382	\$ 3,123,826	\$ 2,903,758	\$ 2,903,758
NET COUNTY COST	\$ 510,410	\$ (61,444)	\$ 416,684	\$ 416,684

**COUNTY OF SOLANO
STATE OF CALIFORNIA SCHEDULE 09
BUDGET UNIT FINANCING USES DETAIL
FOR THE FISCAL YEAR 2004-2005**

**General Government
Finance
001 - 1300 - TAX COLLECTOR/COUNTY CLERK**

FINANCING USES CLASSIFICATIONS APPROPRIATIONS AND REVENUES	2002-2003 ACTUALS	2003-2004 ACTUALS	2004-2005 CAO RECOMMENDED	2004-2005 FINAL ADOPTED
APPROPRIATIONS				
Salaries and Employee Benefits	773,405	828,681	879,993	879,993
Services and Supplies	455,891	359,501	438,728	438,728
Other Charges	97,803	193,159	143,488	143,488
F/A Equipment	65,926	0	0	0
Other Financing Uses	0	907	0	0
Intra-Fund Transfers	-21,750	0	0	0
TOTAL APPROPRIATIONS	\$ 1,371,275	\$ 1,382,249	\$ 1,462,209	\$ 1,462,209
REVENUES				
Taxes	69,310	123,380	111,000	111,000
Licenses, Permits & Franchise	97,905	105,973	85,000	85,000
Charges For Services	331,441	371,776	405,960	405,960
Misc Revenue	460	0	0	0
Other Financing Sources	22,657	0	0	0
TOTAL REVENUES	\$ 521,773	\$ 601,129	\$ 601,960	\$ 601,960
NET COUNTY COST	\$ 849,503	\$ 781,120	\$ 860,249	\$ 860,249

**COUNTY OF SOLANO
STATE OF CALIFORNIA SCHEDULE 09
BUDGET UNIT FINANCING USES DETAIL
FOR THE FISCAL YEAR 2004-2005**

**General Government
Finance
001 - 1350 - TREASURER**

FINANCING USES CLASSIFICATIONS APPROPRIATIONS AND REVENUES	2002-2003 ACTUALS	2003-2004 ACTUALS	2004-2005 CAO RECOMMENDED	2004-2005 FINAL ADOPTED
APPROPRIATIONS				
Salaries and Employee Benefits	400,644	430,865	482,262	482,262
Services and Supplies	279,331	275,779	316,003	316,003
Other Charges	93,254	100,997	110,997	110,997
F/A Equipment	0	5,204	0	0
Other Financing Uses	0	537	0	0
Intra-Fund Transfers	21,750	0	0	0
TOTAL APPROPRIATIONS	\$ 794,979	\$ 813,384	\$ 909,262	\$ 909,262
REVENUES				
Charges For Services	794,674	813,384	910,868	910,868
Misc Revenue	305	0	0	0
TOTAL REVENUES	\$ 794,979	\$ 813,384	\$ 910,868	\$ 910,868
NET COUNTY COST	\$ (0)	\$ 0	\$ (1,606)	\$ (1,606)

**COUNTY OF SOLANO
STATE OF CALIFORNIA SCHEDULE 09
BUDGET UNIT FINANCING USES DETAIL
FOR THE FISCAL YEAR 2004-2005**

**General Government
Counsel
001 - 1400 - COUNTY COUNSEL**

FINANCING USES CLASSIFICATIONS APPROPRIATIONS AND REVENUES	2002-2003 ACTUALS	2003-2004 ACTUALS	2004-2005 CAO RECOMMENDED	2004-2005 FINAL ADOPTED
APPROPRIATIONS				
Salaries and Employee Benefits	1,730,640	1,951,205	2,214,092	2,214,092
Services and Supplies	216,128	145,549	150,045	150,045
Other Financing Uses	0	2,811	0	0
TOTAL APPROPRIATIONS	\$ 1,946,769	\$ 2,099,564	\$ 2,364,137	\$ 2,364,137
REVENUES				
Charges For Services	1,781,282	1,921,795	2,170,513	2,170,513
Misc Revenue	13,610	4,780	0	0
TOTAL REVENUES	\$ 1,794,891	\$ 1,926,575	\$ 2,170,513	\$ 2,170,513
NET COUNTY COST	\$ 151,878	\$ 172,989	\$ 193,624	\$ 193,624

**COUNTY OF SOLANO
STATE OF CALIFORNIA SCHEDULE 09
BUDGET UNIT FINANCING USES DETAIL
FOR THE FISCAL YEAR 2004-2005**

**General Government
Personnel
001 - 1500 - HUMAN RESOURCES**

FINANCING USES CLASSIFICATIONS APPROPRIATIONS AND REVENUES	2002-2003 ACTUALS	2003-2004 ACTUALS	2004-2005 CAO RECOMMENDED	2004-2005 FINAL ADOPTED
APPROPRIATIONS				
Salaries and Employee Benefits	1,083,402	1,137,980	1,307,011	1,307,011
Services and Supplies	343,898	280,328	393,998	393,998
Other Financing Uses	0	1,484	0	0
TOTAL APPROPRIATIONS	\$ 1,427,301	\$ 1,419,792	\$ 1,701,009	\$ 1,701,009
REVENUES				
Charges For Services	1,308,247	1,696,698	1,598,294	1,598,294
Misc Revenue	3,971	285	300	300
TOTAL REVENUES	\$ 1,312,218	\$ 1,696,983	\$ 1,598,594	\$ 1,598,594
NET COUNTY COST	\$ 115,082	\$ (277,192)	\$ 102,415	\$ 102,415

**COUNTY OF SOLANO
STATE OF CALIFORNIA SCHEDULE 09
BUDGET UNIT FINANCING USES DETAIL
FOR THE FISCAL YEAR 2004-2005**

**General Government
Elections
001 - 1550 - REGISTRAR OF VOTERS**

FINANCING USES CLASSIFICATIONS APPROPRIATIONS AND REVENUES	2002-2003 ACTUALS	2003-2004 ACTUALS	2004-2005 CAO RECOMMENDED	2004-2005 FINAL ADOPTED
APPROPRIATIONS				
Salaries and Employee Benefits	741,606	1,037,297	850,328	850,328
Services and Supplies	770,129	1,728,592	1,044,213	4,244,213
Other Charges	76,780	556,193	80,612	80,612
F/A Equipment	19,639	0	0	0
Other Financing Uses	3,679	558	0	0
TOTAL APPROPRIATIONS	\$ 1,611,833	\$ 3,322,640	\$ 1,975,153	\$ 5,175,153
REVENUES				
Intergovernmental Rev State	12,543	10,672	7,000	2,304,314
Intergovernmental Rev Federal	0	935,321	0	0
Charges For Services	295,886	820,926	139,345	139,345
Misc Revenue	290	840	0	0
TOTAL REVENUES	\$ 308,719	\$ 1,767,758	\$ 146,345	\$ 2,443,659
NET COUNTY COST	\$ 1,303,114	\$ 1,554,881	\$ 1,828,808	\$ 2,731,494

**COUNTY OF SOLANO
STATE OF CALIFORNIA SCHEDULE 09
BUDGET UNIT FINANCING USES DETAIL
FOR THE FISCAL YEAR 2004-2005**

**General Government
Property Management
001 - 1642 - PROPERTY MANAGEMENT**

FINANCING USES CLASSIFICATIONS APPROPRIATIONS AND REVENUES	2002-2003 ACTUALS	2003-2004 ACTUALS	2004-2005 CAO RECOMMENDED	2004-2005 FINAL ADOPTED
APPROPRIATIONS				
Salaries and Employee Benefits	89,645	37,654	116,410	116,410
Services and Supplies	94,208	106,606	69,102	69,102
Other Charges	20,808	7,541	36,514	36,514
Other Financing Uses	0	142	0	0
Intra-Fund Transfers	0	5,892	0	0
TOTAL APPROPRIATIONS	\$ 204,661	\$ 157,834	\$ 222,026	\$ 222,026
REVENUES				
Licenses, Permits & Franchise	6,502	5,993	46,000	46,000
Revenue From Use of Money/Prop	222,220	189,706	230,750	230,750
Charges For Services	57,880	62,927	95,486	95,486
Misc Revenue	9,710	7,475	3,000	3,000
TOTAL REVENUES	\$ 296,311	\$ 266,102	\$ 375,236	\$ 375,236
NET COUNTY COST	\$ (91,650)	\$ (108,268)	\$ (153,210)	\$ (153,210)

**COUNTY OF SOLANO
STATE OF CALIFORNIA SCHEDULE 09
BUDGET UNIT FINANCING USES DETAIL
FOR THE FISCAL YEAR 2004-2005**

**General Government
Property Management
301 - 3001 - GEN SVCS SPECIAL REVENUE FUND**

FINANCING USES CLASSIFICATIONS APPROPRIATIONS AND REVENUES	2002-2003 ACTUALS	2003-2004 ACTUALS	2004-2005 CAO RECOMMENDED	2004-2005 FINAL ADOPTED
APPROPRIATIONS				
Services and Supplies	3,925	4,131	4,334	10,836
Other Financing Uses	0	8,762	0	0
TOTAL APPROPRIATIONS	\$ 3,925	\$ 12,893	\$ 4,334	\$ 10,836
REVENUES				
Revenue From Use of Money/Prop	389	251	123	123
Charges For Services	765	753	500	500
Misc Revenue	3,500	3,500	3,500	3,500
TOTAL REVENUES	\$ 4,654	\$ 4,504	\$ 4,123	\$ 4,123
NET COUNTY COST	\$ (729)	\$ 8,388	\$ 211	\$ 6,713

**COUNTY OF SOLANO
STATE OF CALIFORNIA SCHEDULE 09
BUDGET UNIT FINANCING USES DETAIL
FOR THE FISCAL YEAR 2004-2005**

**General Government
Plant Acquisition
006 - 1700 - CAPITAL PROJECTS**

FINANCING USES CLASSIFICATIONS APPROPRIATIONS AND REVENUES	2002-2003 ACTUALS	2003-2004 ACTUALS	2004-2005 CAO RECOMMENDED	2004-2005 FINAL ADOPTED
APPROPRIATIONS				
Services and Supplies	657,171	606,150	396,500	396,500
Other Charges	1,727	3,732	9,000	9,000
F/A Land	656,274	528,947	0	0
F/A Bldgs and Imprmts	1,289,055	1,545,865	4,194,951	3,406,004
F/A Equipment	32,357	0	0	0
Other Financing Uses	568,989	1,313,000	1,093,000	1,093,000
TOTAL APPROPRIATIONS	\$ 3,205,574	\$ 3,997,694	\$ 5,693,451	\$ 4,904,504
REVENUES				
Taxes	1,136,578	1,294,807	1,402,937	1,402,937
Revenue From Use of Money/Prop	50,581	80,364	23,957	23,957
Intergovernmental Rev State	386,271	30,944	3,250,827	3,250,827
Intergovernmental Rev Other	178,140	308,056	200,000	200,000
Charges For Services	58,457	16,811	97,000	97,000
Misc Revenue	38,788	46,500	0	0
Other Financing Sources	1,157,573	4,044,848	565,000	765,000
TOTAL REVENUES	\$ 3,006,388	\$ 5,822,331	\$ 5,539,721	\$ 5,739,721
NET COUNTY COST	\$ 199,186	\$ (1,824,637)	\$ 153,730	\$ (835,217)

**COUNTY OF SOLANO
STATE OF CALIFORNIA SCHEDULE 09
BUDGET UNIT FINANCING USES DETAIL
FOR THE FISCAL YEAR 2004-2005**

**General Government
Plant Acquisition
296 - 1760 - PUBLIC FACILITIES FEES**

FINANCING USES CLASSIFICATIONS APPROPRIATIONS AND REVENUES	2002-2003 ACTUALS	2003-2004 ACTUALS	2004-2005 CAO RECOMMENDED	2004-2005 FINAL ADOPTED
APPROPRIATIONS				
Services and Supplies	48,051	25,099	20,000	20,000
Other Charges	50,000	900,521	375,000	375,000
Other Financing Uses	6,123,832	1,083,478	5,804,083	5,804,083
TOTAL APPROPRIATIONS	\$ 6,221,883	\$ 2,009,097	\$ 6,199,083	\$ 6,199,083
REVENUES				
Revenue From Use of Money/Prop	122,856	149,603	198,221	198,221
Charges For Services	6,626,267	9,610,925	11,287,893	11,287,893
Other Financing Sources	15,502	0	0	0
TOTAL REVENUES	\$ 6,764,626	\$ 9,760,528	\$ 11,486,114	\$ 11,486,114
NET COUNTY COST	\$ (542,743)	\$ (7,751,430)	\$ (5,287,031)	\$ (5,287,031)

**COUNTY OF SOLANO
STATE OF CALIFORNIA SCHEDULE 09
BUDGET UNIT FINANCING USES DETAIL
FOR THE FISCAL YEAR 2004-2005**

**General Government
Plant Acquisition
248 - 1810 - GOVERNMENT CENTER COMPLEX PROJ**

FINANCING USES CLASSIFICATIONS APPROPRIATIONS AND REVENUES	2002-2003 ACTUALS	2003-2004 ACTUALS	2004-2005 CAO RECOMMENDED	2004-2005 FINAL ADOPTED
APPROPRIATIONS				
Services and Supplies	375,804	26,655	20,000	20,000
Other Charges	0	37,903	156,632	156,632
F/A Bldgs and Imprmts	24,977,310	65,643,025	16,510,247	16,822,247
F/A Equipment	0	433,677	0	0
Other Financing Uses	1,911,125	4,575,015	12,025	12,025
TOTAL APPROPRIATIONS	\$ 27,264,239	\$ 70,716,274	\$ 16,698,904	\$ 17,010,904
REVENUES				
Revenue From Use of Money/Prop	645,600	1,751,752	178,345	178,345
Intergovernmental Rev Other	600,000	602,000	298,000	610,000
Misc Revenue	0	64	0	0
Other Financing Sources	106,153,575	970,000	1,360,000	1,360,000
TOTAL REVENUES	\$ 107,399,174	\$ 3,323,815	\$ 1,836,345	\$ 2,148,345
NET COUNTY COST	\$ (80,134,935)	\$ 67,392,459	\$ 14,862,559	\$ 14,862,559

**COUNTY OF SOLANO
STATE OF CALIFORNIA SCHEDULE 09
BUDGET UNIT FINANCING USES DETAIL
FOR THE FISCAL YEAR 2004-2005**

**General Government
Promotion
001 - 1750 - PROMOTION**

FINANCING USES CLASSIFICATIONS APPROPRIATIONS AND REVENUES	2002-2003 ACTUALS	2003-2004 ACTUALS	2004-2005 CAO RECOMMENDED	2004-2005 FINAL ADOPTED
APPROPRIATIONS				
Salaries and Employee Benefits	16,632	6,479	0	0
Services and Supplies	78,776	69,314	92,065	92,065
Other Charges	41,826	54,560	81,699	81,699
F/A Equipment	11,860	0	0	0
TOTAL APPROPRIATIONS	\$ 149,094	\$ 130,353	\$ 173,764	\$ 173,764
REVENUES				
Misc Revenue	8,221	12,343	7,500	7,500
TOTAL REVENUES	\$ 8,221	\$ 12,343	\$ 7,500	\$ 7,500
NET COUNTY COST	\$ 140,873	\$ 118,010	\$ 166,264	\$ 166,264

**COUNTY OF SOLANO
STATE OF CALIFORNIA SCHEDULE 09
BUDGET UNIT FINANCING USES DETAIL
FOR THE FISCAL YEAR 2004-2005**

**General Government
Other General
001 - 1117 - GENERAL SERVICES**

FINANCING USES CLASSIFICATIONS APPROPRIATIONS AND REVENUES	2002-2003 ACTUALS	2003-2004 ACTUALS	2004-2005 CAO RECOMMENDED	2004-2005 FINAL ADOPTED
APPROPRIATIONS				
Salaries and Employee Benefits	4,521,788	5,203,009	5,805,979	5,839,931
Services and Supplies	5,832,568	6,149,173	6,634,914	7,392,962
Other Charges	186,408	412,245	216,393	216,393
F/A Equipment	0	21,099	0	0
Other Financing Uses	79,149	83,779	77,067	95,067
Intra-Fund Transfers	-1,150,237	-1,194,315	-1,266,182	-1,266,182
TOTAL APPROPRIATIONS	\$ 9,469,676	\$ 10,674,991	\$ 11,468,171	\$ 12,278,171
REVENUES				
Taxes	47	0	0	0
Revenue From Use of Money/Prop	38,318	34,673	30,650	30,650
Charges For Services	7,293,159	9,009,740	8,812,414	8,872,414
Misc Revenue	964,048	993,853	884,285	884,285
Other Financing Sources	23,696	31,250	15,000	15,000
TOTAL REVENUES	\$ 8,319,268	\$ 10,069,515	\$ 9,742,349	\$ 9,802,349
NET COUNTY COST	\$ 1,150,408	\$ 605,476	\$ 1,725,822	\$ 2,475,822

**COUNTY OF SOLANO
STATE OF CALIFORNIA SCHEDULE 09
BUDGET UNIT FINANCING USES DETAIL
FOR THE FISCAL YEAR 2004-2005**

**General Government
Other General
001 - 1903 - GENERAL EXPENDITURES**

FINANCING USES CLASSIFICATIONS APPROPRIATIONS AND REVENUES	2002-2003 ACTUALS	2003-2004 ACTUALS	2004-2005 CAO RECOMMENDED	2004-2005 FINAL ADOPTED
APPROPRIATIONS				
Salaries and Employee Benefits	0	88,216,040	0	0
Services and Supplies	190,883	1,579,582	3,036,644	3,036,644
Other Charges	11,752,085	11,072,668	11,069,930	11,084,930
Other Financing Uses	72,397,552	79,664,947	92,528,492	93,300,011
TOTAL APPROPRIATIONS	\$ 84,340,520	\$ 180,533,236	\$ 106,635,066	\$ 107,421,585
REVENUES				
Fines, Forfeitures, & Penalty	3,391,242	2,582,740	2,351,000	2,351,000
Charges For Services	3,123,548	2,622,505	2,566,502	2,566,502
Misc Revenue	605,605	130,468	2,500	77,500
Other Financing Sources	768,187	89,642,160	0	0
TOTAL REVENUES	\$ 7,888,582	\$ 94,977,872	\$ 4,920,002	\$ 4,995,002
NET COUNTY COST	\$ 76,451,938	\$ 85,555,364	\$ 101,715,064	\$ 102,426,583

**COUNTY OF SOLANO
STATE OF CALIFORNIA SCHEDULE 09
BUDGET UNIT FINANCING USES DETAIL
FOR THE FISCAL YEAR 2004-2005**

**General Government
Other General
001 - 1904 - SURVEYOR/ENGINEER**

FINANCING USES CLASSIFICATIONS APPROPRIATIONS AND REVENUES	2002-2003 ACTUALS	2003-2004 ACTUALS	2004-2005 CAO RECOMMENDED	2004-2005 FINAL ADOPTED
APPROPRIATIONS				
Services and Supplies	82,534	99,778	89,021	89,021
Other Charges	826	1,264	1,163	1,163
TOTAL APPROPRIATIONS	\$ 83,360	\$ 101,042	\$ 90,184	\$ 90,184
REVENUES				
Licenses, Permits & Franchise	10,460	9,520	7,600	7,600
Charges For Services	33,542	40,721	31,700	31,700
Misc Revenue	19,215	27,569	27,600	27,600
Other Financing Sources	709	0	0	0
TOTAL REVENUES	\$ 63,926	\$ 77,810	\$ 66,900	\$ 66,900
NET COUNTY COST	\$ 19,434	\$ 23,232	\$ 23,284	\$ 23,284

**COUNTY OF SOLANO
STATE OF CALIFORNIA SCHEDULE 09
BUDGET UNIT FINANCING USES DETAIL
FOR THE FISCAL YEAR 2004-2005**

**General Government
Other General
001 - 1905 - A87 - OFFSET**

FINANCING USES CLASSIFICATIONS APPROPRIATIONS AND REVENUES	2002-2003 ACTUALS	2003-2004 ACTUALS	2004-2005 CAO RECOMMENDED	2004-2005 FINAL ADOPTED
APPROPRIATIONS				
Other Charges	-1,605,814	-2,001,193	-1,823,032	-1,823,032
TOTAL APPROPRIATIONS	<u>\$ (1,605,814)</u>	<u>\$ (2,001,193)</u>	<u>\$ (1,823,032)</u>	<u>\$ (1,823,032)</u>
REVENUES				
Charges For Services	-1,605,814	-2,001,193	-1,823,032	-1,823,032
TOTAL REVENUES	<u>\$ (1,605,814)</u>	<u>\$ (2,001,193)</u>	<u>\$ (1,823,032)</u>	<u>\$ (1,823,032)</u>
NET COUNTY COST	<u><u>\$ 0</u></u>	<u><u>\$ 0</u></u>	<u><u>\$ 0</u></u>	<u><u>\$ 0</u></u>

**COUNTY OF SOLANO
STATE OF CALIFORNIA SCHEDULE 09
BUDGET UNIT FINANCING USES DETAIL
FOR THE FISCAL YEAR 2004-2005**

**General Government
Other General
001 - 1906 - GENERAL FUND-OTHER**

FINANCING USES CLASSIFICATIONS APPROPRIATIONS AND REVENUES	2002-2003 ACTUALS	2003-2004 ACTUALS	2004-2005 CAO RECOMMENDED	2004-2005 FINAL ADOPTED
APPROPRIATIONS				
Other Financing Uses	3,127,100	2,997,100	2,976,795	2,976,795
TOTAL APPROPRIATIONS	\$ 3,127,100	\$ 2,997,100	\$ 2,976,795	\$ 2,976,795
REVENUES				
TOTAL REVENUES	\$ 0	\$ 0	\$ 0	\$ 0
NET COUNTY COST	\$ 3,127,100	\$ 2,997,100	\$ 2,976,795	\$ 2,976,795

**COUNTY OF SOLANO
STATE OF CALIFORNIA SCHEDULE 09
BUDGET UNIT FINANCING USES DETAIL
FOR THE FISCAL YEAR 2004-2005**

**General Government
Other General
281 - 1950 - SURVEY MONUMENT**

FINANCING USES CLASSIFICATIONS APPROPRIATIONS AND REVENUES	2002-2003 ACTUALS	2003-2004 ACTUALS	2004-2005 CAO RECOMMENDED	2004-2005 FINAL ADOPTED
APPROPRIATIONS				
Services and Supplies	23,546	20,449	30,000	30,000
Other Charges	0	1,659	2,035	2,035
TOTAL APPROPRIATIONS	\$ 23,546	\$ 22,108	\$ 32,035	\$ 32,035
REVENUES				
Revenue From Use of Money/Prop	1,614	1,074	1,000	1,000
Charges For Services	21,160	25,660	24,800	24,800
TOTAL REVENUES	\$ 22,774	\$ 26,734	\$ 25,800	\$ 25,800
NET COUNTY COST	\$ 772	\$ (4,625)	\$ 6,235	\$ 6,235

This Page Intentionally Left Blank

**COUNTY OF SOLANO
STATE OF CALIFORNIA SCHEDULE 09
BUDGET UNIT FINANCING USES DETAIL
FOR THE FISCAL YEAR 2004-2005**

**Public Protection
Plant Acquisition
307 - 8012 - JUVENILE HALL PROJ**

FINANCING USES CLASSIFICATIONS APPROPRIATIONS AND REVENUES	2002-2003 ACTUALS	2003-2004 ACTUALS	2004-2005 CAO RECOMMENDED	2004-2005 FINAL ADOPTED
APPROPRIATIONS				
Services and Supplies	0	75,847	0	0
Other Charges	0	55,312	66,163	66,163
F/A Bldgs and Imprmts	4,018,879	9,342,278	0	0
TOTAL APPROPRIATIONS	\$ 4,018,879	\$ 9,473,436	\$ 66,163	\$ 66,163
REVENUES				
Revenue From Use of Money/Prop	137,366	50,070	0	0
Intergovernmental Rev State	2,081,016	5,154,984	1,809,000	1,809,000
Charges For Services	22,500	0	0	0
Misc Revenue	0	9	0	0
Other Financing Sources	4,500,000	253,000	0	0
TOTAL REVENUES	\$ 6,740,882	\$ 5,458,064	\$ 1,809,000	\$ 1,809,000
NET COUNTY COST	\$ (2,722,003)	\$ 4,015,372	\$ (1,742,837)	\$ (1,742,837)

**COUNTY OF SOLANO
STATE OF CALIFORNIA SCHEDULE 09
BUDGET UNIT FINANCING USES DETAIL
FOR THE FISCAL YEAR 2004-2005**

**Public Protection
Judicial
005 - 2005 - LAW LIBRARY**

FINANCING USES CLASSIFICATIONS APPROPRIATIONS AND REVENUES	2002-2003 ACTUALS	2003-2004 ACTUALS	2004-2005 CAO RECOMMENDED	2004-2005 FINAL ADOPTED
APPROPRIATIONS				
Services and Supplies	317,343	297,656	345,307	345,307
Other Charges	34,340	41,224	37,216	37,216
TOTAL APPROPRIATIONS	\$ 351,683	\$ 338,880	\$ 382,523	\$ 382,523
REVENUES				
Revenue From Use of Money/Prop	2,680	2,515	2,896	2,896
Charges For Services	364,841	337,565	377,297	377,297
Misc Revenue	2,476	634	300	300
TOTAL REVENUES	\$ 369,997	\$ 340,714	\$ 380,493	\$ 380,493
NET COUNTY COST	\$ (18,314)	\$ (1,834)	\$ 2,030	\$ 2,030

**COUNTY OF SOLANO
STATE OF CALIFORNIA SCHEDULE 09
BUDGET UNIT FINANCING USES DETAIL
FOR THE FISCAL YEAR 2004-2005**

**Public Protection
Judicial
001 - 2400 - GRAND JURY**

FINANCING USES CLASSIFICATIONS APPROPRIATIONS AND REVENUES	2002-2003 ACTUALS	2003-2004 ACTUALS	2004-2005 CAO RECOMMENDED	2004-2005 FINAL ADOPTED
APPROPRIATIONS				
Services and Supplies	99,988	104,006	107,250	107,250
Other Charges	1,351	15,232	37,065	37,065
TOTAL APPROPRIATIONS	\$ 101,339	\$ 119,238	\$ 144,315	\$ 144,315
REVENUES				
TOTAL REVENUES	\$ 0	\$ 0	\$ 0	\$ 0
NET COUNTY COST	\$ 101,339	\$ 119,238	\$ 144,315	\$ 144,315

COUNTY OF SOLANO
STATE OF CALIFORNIA SCHEDULE 09
BUDGET UNIT FINANCING USES DETAIL
FOR THE FISCAL YEAR 2004-2005

Public Protection
Judicial
369 - 2480 - DEPT OF CHILD SUPPORT SERVICES

FINANCING USES CLASSIFICATIONS APPROPRIATIONS AND REVENUES	2002-2003 ACTUALS	2003-2004 ACTUALS	2004-2005 CAO RECOMMENDED	2004-2005 FINAL ADOPTED
APPROPRIATIONS				
Salaries and Employee Benefits	9,528,442	9,584,964	10,061,960	9,959,075
Services and Supplies	2,317,944	2,395,483	2,038,800	2,151,228
Other Charges	314,714	376,937	370,813	370,813
F/A Equipment	7,048	8,710	0	0
Other Financing Uses	625,000	11,969	0	0
TOTAL APPROPRIATIONS	\$ 12,793,148	\$ 12,378,062	\$ 12,471,573	\$ 12,481,116
REVENUES				
Revenue From Use of Money/Prop	138,159	82,678	0	0
Intergovernmental Rev State	3,991,315	4,195,747	4,187,122	4,187,122
Intergovernmental Rev Federal	7,777,792	8,271,765	8,284,451	8,293,994
Misc Revenue	65,019	-4,497	0	0
Other Financing Sources	0	9,925	0	0
TOTAL REVENUES	\$ 11,972,284	\$ 12,555,618	\$ 12,471,573	\$ 12,481,116
NET COUNTY COST	\$ 820,864	\$ (177,556)	\$ 0	\$ 0

**COUNTY OF SOLANO
STATE OF CALIFORNIA SCHEDULE 09
BUDGET UNIT FINANCING USES DETAIL
FOR THE FISCAL YEAR 2004-2005**

**Public Protection
Judicial
349 - 3490 - SUB ABUSE & CRIME PREV-PROP 36**

FINANCING USES CLASSIFICATIONS APPROPRIATIONS AND REVENUES	2002-2003 ACTUALS	2003-2004 ACTUALS	2004-2005 CAO RECOMMENDED	2004-2005 FINAL ADOPTED
APPROPRIATIONS				
Other Financing Uses	1,342,438	0	0	0
TOTAL APPROPRIATIONS	\$ 1,342,438	\$ 0	\$ 0	\$ 0
REVENUES				
Revenue From Use of Money/Prop	53,849	0	0	0
Intergovernmental Rev State	1,340,617	0	0	0
TOTAL REVENUES	\$ 1,394,467	\$ 0	\$ 0	\$ 0
NET COUNTY COST	\$ (52,028)	\$ 0	\$ 0	\$ 0

**COUNTY OF SOLANO
STATE OF CALIFORNIA SCHEDULE 09
BUDGET UNIT FINANCING USES DETAIL
FOR THE FISCAL YEAR 2004-2005**

**Public Protection
Judicial
233 - 4100 - DA SPECIAL REVENUE**

FINANCING USES CLASSIFICATIONS APPROPRIATIONS AND REVENUES	2002-2003 ACTUALS	2003-2004 ACTUALS	2004-2005 CAO RECOMMENDED	2004-2005 FINAL ADOPTED
APPROPRIATIONS				
Services and Supplies	16,900	2,129	10,000	10,000
Other Charges	572	136	1,932	1,932
Other Financing Uses	6,000	8,800	8,800	8,800
TOTAL APPROPRIATIONS	\$ 23,472	\$ 11,065	\$ 20,732	\$ 20,732
REVENUES				
Fines, Forfeitures, & Penalty	58,147	89,505	30,000	30,000
Revenue From Use of Money/Prop	5,579	5,343	2,000	2,000
Intergovernmental Rev State	1,043	10,746	0	0
Intergovernmental Rev Federal	0	4,430	0	0
TOTAL REVENUES	\$ 64,769	\$ 110,023	\$ 32,000	\$ 32,000
NET COUNTY COST	\$ (41,297)	\$ (98,958)	\$ (11,268)	\$ (11,268)

COUNTY OF SOLANO
STATE OF CALIFORNIA SCHEDULE 09
BUDGET UNIT FINANCING USES DETAIL
FOR THE FISCAL YEAR 2004-2005

Public Protection
Judicial
328 - 4200 - CTS-VEH CODE AUTOMATION FUND

FINANCING USES CLASSIFICATIONS APPROPRIATIONS AND REVENUES	2002-2003 ACTUALS	2003-2004 ACTUALS	2004-2005 CAO RECOMMENDED	2004-2005 FINAL ADOPTED
APPROPRIATIONS				
Other Charges	269	0	0	0
TOTAL APPROPRIATIONS	<u>\$ 269</u>	<u>\$ 0</u>	<u>\$ 0</u>	<u>\$ 0</u>
NET COUNTY COST	<u><u>\$ 269</u></u>	<u><u>\$ 0</u></u>	<u><u>\$ 0</u></u>	<u><u>\$ 0</u></u>

**COUNTY OF SOLANO
STATE OF CALIFORNIA SCHEDULE 09
BUDGET UNIT FINANCING USES DETAIL
FOR THE FISCAL YEAR 2004-2005**

**Public Protection
Judicial
900 - 6500 - DISTRICT ATTORNEY**

FINANCING USES CLASSIFICATIONS APPROPRIATIONS AND REVENUES	2002-2003 ACTUALS	2003-2004 ACTUALS	2004-2005 CAO RECOMMENDED	2004-2005 FINAL ADOPTED
APPROPRIATIONS				
Salaries and Employee Benefits	10,126,315	11,255,775	11,819,500	11,937,957
Services and Supplies	1,840,825	1,779,984	1,964,070	2,022,579
Other Charges	586,825	630,308	461,059	461,059
F/A Equipment	40,159	10,062	0	0
Other Financing Uses	143,187	13,569	0	0
TOTAL APPROPRIATIONS	\$ 12,737,310	\$ 13,689,698	\$ 14,244,629	\$ 14,421,595
REVENUES				
Fines, Forfeitures, & Penalty	451,086	466,623	649,589	875,829
Revenue From Use of Money/Prop	10,489	-14,902	0	0
Intergovernmental Rev State	6,314,948	6,463,268	6,156,221	6,114,901
Charges For Services	515,425	82,173	44,000	44,000
Misc Revenue	126,376	65,958	183,500	175,546
Other Financing Sources	60,733	492,120	468,358	468,358
General Fund Contribution	5,245,390	6,359,846	6,742,961	6,742,961
TOTAL REVENUES	\$ 12,724,448	\$ 13,915,087	\$ 14,244,629	\$ 14,421,595
NET COUNTY COST	\$ 12,862	\$ (225,389)	\$ 0	\$ 0

**COUNTY OF SOLANO
STATE OF CALIFORNIA SCHEDULE 09
BUDGET UNIT FINANCING USES DETAIL
FOR THE FISCAL YEAR 2004-2005**

**Public Protection
Judicial
900 - 6530 - PUBLIC DEFENDER**

FINANCING USES CLASSIFICATIONS APPROPRIATIONS AND REVENUES	2002-2003 ACTUALS	2003-2004 ACTUALS	2004-2005 CAO RECOMMENDED	2004-2005 FINAL ADOPTED
APPROPRIATIONS				
Salaries and Employee Benefits	5,423,206	5,963,548	6,529,603	6,551,603
Services and Supplies	709,817	606,793	633,516	633,516
Other Charges	214,121	227,858	215,395	215,395
Other Financing Uses	0	7,784	0	0
TOTAL APPROPRIATIONS	\$ 6,347,144	\$ 6,805,983	\$ 7,378,514	\$ 7,400,514
REVENUES				
Revenue From Use of Money/Prop	5,159	-7,180	0	0
Intergovernmental Rev State	207,655	198,424	152,394	152,394
Charges For Services	88,516	117,615	150,100	150,100
Misc Revenue	7,239	0	500	500
Other Financing Sources	14,638	7,648	0	0
General Fund Contribution	6,005,066	5,163,644	7,075,520	7,097,520
TOTAL REVENUES	\$ 6,328,273	\$ 5,480,151	\$ 7,378,514	\$ 7,400,514
NET COUNTY COST	\$ 18,870	\$ 1,325,832	\$ 0	\$ 0

**COUNTY OF SOLANO
STATE OF CALIFORNIA SCHEDULE 09
BUDGET UNIT FINANCING USES DETAIL
FOR THE FISCAL YEAR 2004-2005**

**Public Protection
Judicial
900 - 6540 - CONFLICT PUBLIC DEFENDER**

FINANCING USES CLASSIFICATIONS APPROPRIATIONS AND REVENUES	2002-2003 ACTUALS	2003-2004 ACTUALS	2004-2005 CAO RECOMMENDED	2004-2005 FINAL ADOPTED
APPROPRIATIONS				
Salaries and Employee Benefits	1,699,804	1,802,168	2,033,297	2,033,297
Services and Supplies	215,352	234,806	312,995	312,995
Other Charges	59,459	107,733	77,767	77,767
Other Financing Uses	0	2,327	0	0
TOTAL APPROPRIATIONS	\$ 1,974,615	\$ 2,147,035	\$ 2,424,059	\$ 2,424,059
REVENUES				
Revenue From Use of Money/Prop	1,596	-2,331	0	0
Intergovernmental Rev State	1,423	0	0	0
Charges For Services	66,925	106,936	120,000	120,000
Misc Revenue	230	43	0	0
Other Financing Sources	3,932	1,505	0	0
General Fund Contribution	1,940,021	2,551	2,304,059	2,304,059
TOTAL REVENUES	\$ 2,014,127	\$ 108,705	\$ 2,424,059	\$ 2,424,059
NET COUNTY COST	\$ (39,511)	\$ 2,038,330	\$ 0	\$ 0

**COUNTY OF SOLANO
STATE OF CALIFORNIA SCHEDULE 09
BUDGET UNIT FINANCING USES DETAIL
FOR THE FISCAL YEAR 2004-2005**

**Public Protection
Judicial
900 - 6730 - OTHER PUBLIC DEFENSE**

FINANCING USES CLASSIFICATIONS APPROPRIATIONS AND REVENUES	2002-2003 ACTUALS	2003-2004 ACTUALS	2004-2005 CAO RECOMMENDED	2004-2005 FINAL ADOPTED
APPROPRIATIONS				
Services and Supplies	2,033,035	3,105,348	2,041,500	2,041,500
Other Charges	14,536	19,608	18,078	18,078
TOTAL APPROPRIATIONS	\$ 2,047,571	\$ 3,124,956	\$ 2,059,578	\$ 2,059,578
REVENUES				
Revenue From Use of Money/Prop	1,488	-2,141	0	0
General Fund Contribution	1,101,536	1,138,000	1,443,897	1,443,897
TOTAL REVENUES	\$ 1,103,024	\$ 1,135,859	\$ 1,443,897	\$ 1,443,897
NET COUNTY COST	\$ 944,547	\$ 1,989,098	\$ 615,681	\$ 615,681

**COUNTY OF SOLANO
STATE OF CALIFORNIA SCHEDULE 09
BUDGET UNIT FINANCING USES DETAIL
FOR THE FISCAL YEAR 2004-2005**

**Public Protection
Judicial
901 - 6800 - C M F CASES**

FINANCING USES CLASSIFICATIONS APPROPRIATIONS AND REVENUES	2002-2003 ACTUALS	2003-2004 ACTUALS	2004-2005 CAO RECOMMENDED	2004-2005 FINAL ADOPTED
APPROPRIATIONS				
Services and Supplies	335,298	264,704	265,200	51,257
Other Charges	7,800	7,827	6,211	6,211
TOTAL APPROPRIATIONS	\$ 343,098	\$ 272,532	\$ 271,411	\$ 57,468
REVENUES				
Revenue From Use of Money/Prop	82	0	0	0
Intergovernmental Rev State	81,842	275,253	293,792	293,792
TOTAL REVENUES	\$ 81,924	\$ 275,253	\$ 293,792	\$ 293,792
NET COUNTY COST	\$ 261,174	\$ (2,721)	\$ (22,381)	\$ (236,324)

**COUNTY OF SOLANO
STATE OF CALIFORNIA SCHEDULE 09
BUDGET UNIT FINANCING USES DETAIL
FOR THE FISCAL YEAR 2004-2005**

**Public Protection
Judicial
901 - 6820 - DRUG COURT**

FINANCING USES CLASSIFICATIONS APPROPRIATIONS AND REVENUES	2002-2003 ACTUALS	2003-2004 ACTUALS	2004-2005 CAO RECOMMENDED	2004-2005 FINAL ADOPTED
APPROPRIATIONS				
Services and Supplies	85,832	0	0	0
TOTAL APPROPRIATIONS	\$ 85,832	\$ 0	\$ 0	\$ 0
REVENUES				
TOTAL REVENUES	\$ 0	\$ 0	\$ 0	\$ 0
NET COUNTY COST	\$ 85,832	\$ 0	\$ 0	\$ 0

**COUNTY OF SOLANO
STATE OF CALIFORNIA SCHEDULE 09
BUDGET UNIT FINANCING USES DETAIL
FOR THE FISCAL YEAR 2004-2005**

**Public Protection
Police Protection
254 - 2540 - SO MENTALLY ILL OFFDR CRIME GR**

FINANCING USES CLASSIFICATIONS APPROPRIATIONS AND REVENUES	2002-2003 ACTUALS	2003-2004 ACTUALS	2004-2005 CAO RECOMMENDED	2004-2005 FINAL ADOPTED
APPROPRIATIONS				
Salaries and Employee Benefits	136,544	98,703	0	0
Services and Supplies	1,473,493	533,047	0	0
Other Charges	222,852	187,228	0	0
F/A Bldgs and Imprmts	688,979	0	0	0
Other Financing Uses	56,758	30,491	0	0
TOTAL APPROPRIATIONS	\$ 2,578,626	\$ 849,469	\$ 0	\$ 0
REVENUES				
Intergovernmental Rev State	1,629,350	757,669	0	0
Intergovernmental Rev Federal	0	-14,609	0	0
Other Financing Sources	949,395	95,775	0	0
TOTAL REVENUES	\$ 2,578,745	\$ 838,835	\$ 0	\$ 0
NET COUNTY COST	\$ (119)	\$ 10,634	\$ 0	\$ 0

**COUNTY OF SOLANO
STATE OF CALIFORNIA SCHEDULE 09
BUDGET UNIT FINANCING USES DETAIL
FOR THE FISCAL YEAR 2004-2005**

**Public Protection
Police Protection
256 - 2560 - SHERIFF OES**

FINANCING USES CLASSIFICATIONS APPROPRIATIONS AND REVENUES	2002-2003 ACTUALS	2003-2004 ACTUALS	2004-2005 CAO RECOMMENDED	2004-2005 FINAL ADOPTED
APPROPRIATIONS				
Salaries and Employee Benefits	0	7,855	0	0
Services and Supplies	0	139,346	0	129,500
Other Charges	0	309,995	0	0
Other Financing Uses	0	250,000	0	0
TOTAL APPROPRIATIONS	\$ 0	\$ 707,196	\$ 0	\$ 129,500
REVENUES				
Intergovernmental Rev State	0	738,218	0	0
Intergovernmental Rev Federal	0	816,237	0	129,500
Charges For Services	0	519	0	0
TOTAL REVENUES	\$ 0	\$ 1,554,974	\$ 0	\$ 129,500
NET COUNTY COST	\$ 0	\$ (847,778)	\$ 0	\$ 0

**COUNTY OF SOLANO
STATE OF CALIFORNIA SCHEDULE 09
BUDGET UNIT FINANCING USES DETAIL
FOR THE FISCAL YEAR 2004-2005**

**Public Protection
Police Protection
320 - 3200 - CRIMINAL JUSTICE CONSORTIUM**

FINANCING USES CLASSIFICATIONS APPROPRIATIONS AND REVENUES	2002-2003 ACTUALS	2003-2004 ACTUALS	2004-2005 CAO RECOMMENDED	2004-2005 FINAL ADOPTED
APPROPRIATIONS				
Services and Supplies	147,809	0	0	0
Residual Equity Transfers	0	13,573	0	0
TOTAL APPROPRIATIONS	\$ 147,809	\$ 13,573	\$ 0	\$ 0
REVENUES				
Revenue From Use of Money/Prop	2,555	0	0	0
TOTAL REVENUES	\$ 2,555	\$ 0	\$ 0	\$ 0
NET COUNTY COST	\$ 145,255	\$ 13,573	\$ 0	\$ 0

**COUNTY OF SOLANO
STATE OF CALIFORNIA SCHEDULE 09
BUDGET UNIT FINANCING USES DETAIL
FOR THE FISCAL YEAR 2004-2005**

**Public Protection
Police Protection
325 - 3250 - CAL-MMET**

FINANCING USES CLASSIFICATIONS APPROPRIATIONS AND REVENUES	2002-2003 ACTUALS	2003-2004 ACTUALS	2004-2005 CAO RECOMMENDED	2004-2005 FINAL ADOPTED
APPROPRIATIONS				
Salaries and Employee Benefits	252,342	275,546	78,926	78,926
Services and Supplies	139,769	62,285	3,150	3,150
Other Charges	4,150	-4,150	0	0
F/A Equipment	23,075	0	0	0
Other Financing Uses	0	190	0	0
TOTAL APPROPRIATIONS	\$ 419,337	\$ 333,871	\$ 82,076	\$ 82,076
REVENUES				
Intergovernmental Rev State	440,518	403,303	104,643	82,076
TOTAL REVENUES	\$ 440,518	\$ 403,303	\$ 104,643	\$ 82,076
NET COUNTY COST	\$ (21,181)	\$ (69,432)	\$ (22,567)	\$ 0

**COUNTY OF SOLANO
STATE OF CALIFORNIA SCHEDULE 09
BUDGET UNIT FINANCING USES DETAIL
FOR THE FISCAL YEAR 2004-2005**

**Public Protection
Police Protection
340 - 3440 - LLEBG**

FINANCING USES CLASSIFICATIONS APPROPRIATIONS AND REVENUES	2002-2003 ACTUALS	2003-2004 ACTUALS	2004-2005 CAO RECOMMENDED	2004-2005 FINAL ADOPTED
APPROPRIATIONS				
Services and Supplies	57,789	94,210	111,111	113,667
F/A Equipment	0	12,676	0	0
Other Financing Uses	66,484	79,467	0	0
TOTAL APPROPRIATIONS	\$ 124,273	\$ 186,353	\$ 111,111	\$ 113,667
REVENUES				
Revenue From Use of Money/Prop	3,165	1,845	0	0
Intergovernmental Rev Federal	134,999	100,000	100,000	100,000
General Fund Contribution	15,000	11,111	11,111	11,111
TOTAL REVENUES	\$ 153,164	\$ 112,956	\$ 111,111	\$ 111,111
NET COUNTY COST	\$ (28,891)	\$ 73,396	\$ 0	\$ 2,556

**COUNTY OF SOLANO
STATE OF CALIFORNIA SCHEDULE 09
BUDGET UNIT FINANCING USES DETAIL
FOR THE FISCAL YEAR 2004-2005**

**Public Protection
Police Protection
326 - 4050 - SHERIFF SPECIAL REVENUE FUND**

FINANCING USES CLASSIFICATIONS APPROPRIATIONS AND REVENUES	2002-2003 ACTUALS	2003-2004 ACTUALS	2004-2005 CAO RECOMMENDED	2004-2005 FINAL ADOPTED
APPROPRIATIONS				
Services and Supplies	0	4,468	0	0
Other Charges	5,727	2,723	2,781	2,781
Other Financing Uses	252,472	372,089	1,556,252	1,556,252
TOTAL APPROPRIATIONS	\$ 258,199	\$ 379,280	\$ 1,559,033	\$ 1,559,033
REVENUES				
Licenses, Permits & Franchise	170,834	170,820	170,000	170,000
Revenue From Use of Money/Prop	29,184	26,418	10,000	10,000
Charges For Services	112,703	116,143	106,000	106,000
Misc Revenue	361,985	293,988	304,982	304,982
TOTAL REVENUES	\$ 674,707	\$ 607,368	\$ 590,982	\$ 590,982
NET COUNTY COST	\$ (416,508)	\$ (228,088)	\$ 968,051	\$ 968,051

**COUNTY OF SOLANO
STATE OF CALIFORNIA SCHEDULE 09
BUDGET UNIT FINANCING USES DETAIL
FOR THE FISCAL YEAR 2004-2005**

**Public Protection
Police Protection
241 - 4110 - CIVIL PROCESSING FEES**

FINANCING USES CLASSIFICATIONS APPROPRIATIONS AND REVENUES	2002-2003 ACTUALS	2003-2004 ACTUALS	2004-2005 CAO RECOMMENDED	2004-2005 FINAL ADOPTED
APPROPRIATIONS				
Other Financing Uses	0	200,000	270,000	270,000
TOTAL APPROPRIATIONS	\$ 0	\$ 200,000	\$ 270,000	\$ 270,000
REVENUES				
Fines, Forfeitures, & Penalty	24,518	26,051	24,475	24,475
Revenue From Use of Money/Prop	8,082	5,563	5,783	5,783
Charges For Services	43,080	41,610	34,500	34,500
TOTAL REVENUES	\$ 75,680	\$ 73,224	\$ 64,758	\$ 64,758
NET COUNTY COST	\$ (75,680)	\$ 126,776	\$ 205,242	\$ 205,242

**COUNTY OF SOLANO
STATE OF CALIFORNIA SCHEDULE 09
BUDGET UNIT FINANCING USES DETAIL
FOR THE FISCAL YEAR 2004-2005**

**Public Protection
Police Protection
253 - 4120 - SHERIFF ASSET SEIZURE**

FINANCING USES CLASSIFICATIONS APPROPRIATIONS AND REVENUES	2002-2003 ACTUALS	2003-2004 ACTUALS	2004-2005 CAO RECOMMENDED	2004-2005 FINAL ADOPTED
APPROPRIATIONS				
Other Charges	116	135	674	674
TOTAL APPROPRIATIONS	\$ 116	\$ 135	\$ 674	\$ 674
REVENUES				
Revenue From Use of Money/Prop	716	664	533	533
TOTAL REVENUES	\$ 716	\$ 664	\$ 533	\$ 533
NET COUNTY COST	\$ (600)	\$ (529)	\$ 141	\$ 141

COUNTY OF SOLANO
STATE OF CALIFORNIA SCHEDULE 09
BUDGET UNIT FINANCING USES DETAIL
FOR THE FISCAL YEAR 2004-2005

Public Protection
Police Protection
900 - 6550 - SHERIFF

FINANCING USES CLASSIFICATIONS APPROPRIATIONS AND REVENUES	2002-2003 ACTUALS	2003-2004 ACTUALS	2004-2005 CAO RECOMMENDED	2004-2005 FINAL ADOPTED
APPROPRIATIONS				
Salaries and Employee Benefits	34,069,692	39,413,803	42,405,846	42,405,846
Services and Supplies	11,178,502	11,514,244	15,349,582	15,349,582
Other Charges	3,783,575	3,563,370	2,572,751	2,572,751
F/A Equipment	364,266	231,614	1,119,940	1,119,940
Other Financing Uses	947,486	761,887	737,362	737,362
TOTAL APPROPRIATIONS	\$ 50,343,521	\$ 55,484,917	\$ 62,185,481	\$ 62,185,481
REVENUES				
Licenses, Permits & Franchise	570	831	1,101	1,101
Fines, Forfeitures, & Penalty	144,367	302,743	678,530	678,530
Revenue From Use of Money/Prop	40,875	-57,055	0	0
Intergovernmental Rev State	18,706,519	20,714,575	20,302,195	20,302,195
Intergovernmental Rev Federal	80,376	178,655	165,000	165,000
Charges For Services	4,742,088	5,978,263	6,644,008	6,644,008
Misc Revenue	343,029	755,079	377,533	377,533
Other Financing Sources	252,472	564,156	1,792,710	1,792,710
General Fund Contribution	23,809,421	27,991,013	32,224,404	32,224,404
Residual Equity Transfers	0	13,704	0	0
TOTAL REVENUES	\$ 48,119,717	\$ 56,441,965	\$ 62,185,481	\$ 62,185,481
NET COUNTY COST	\$ 2,223,804	\$ (957,048)	\$ 0	\$ 0

**COUNTY OF SOLANO
STATE OF CALIFORNIA SCHEDULE 09
BUDGET UNIT FINANCING USES DETAIL
FOR THE FISCAL YEAR 2004-2005**

**Public Protection
Detention & Correct
263 - 4130 - CJ FAC TEMP CONST FUND**

FINANCING USES CLASSIFICATIONS APPROPRIATIONS AND REVENUES	2002-2003 ACTUALS	2003-2004 ACTUALS	2004-2005 CAO RECOMMENDED	2004-2005 FINAL ADOPTED
APPROPRIATIONS				
Other Charges	5,067	4,278	9,922	9,922
Other Financing Uses	425,000	418,522	440,000	440,000
TOTAL APPROPRIATIONS	\$ 430,067	\$ 422,800	\$ 449,922	\$ 449,922
REVENUES				
Fines, Forfeitures, & Penalty	34,923	33,888	28,000	28,000
Revenue From Use of Money/Prop	513	676	400	400
Charges For Services	441,793	460,324	402,000	402,000
TOTAL REVENUES	\$ 477,230	\$ 494,888	\$ 430,400	\$ 430,400
NET COUNTY COST	\$ (47,163)	\$ (72,088)	\$ 19,522	\$ 19,522

**COUNTY OF SOLANO
STATE OF CALIFORNIA SCHEDULE 09
BUDGET UNIT FINANCING USES DETAIL
FOR THE FISCAL YEAR 2004-2005**

**Public Protection
Detention & Correct
264 - 4140 - CRTHSE TEMP CONST FUND**

FINANCING USES CLASSIFICATIONS APPROPRIATIONS AND REVENUES	2002-2003 ACTUALS	2003-2004 ACTUALS	2004-2005 CAO RECOMMENDED	2004-2005 FINAL ADOPTED
APPROPRIATIONS				
Other Charges	4,480	10,434	17,923	17,923
Other Financing Uses	425,000	418,522	440,000	440,000
TOTAL APPROPRIATIONS	\$ 429,480	\$ 428,957	\$ 457,923	\$ 457,923
REVENUES				
Fines, Forfeitures, & Penalty	34,535	33,888	28,000	28,000
Revenue From Use of Money/Prop	273	546	100	100
Charges For Services	448,839	464,184	405,300	405,300
TOTAL REVENUES	\$ 483,647	\$ 498,619	\$ 433,400	\$ 433,400
NET COUNTY COST	\$ (54,167)	\$ (69,662)	\$ 24,523	\$ 24,523

COUNTY OF SOLANO
STATE OF CALIFORNIA SCHEDULE 09
BUDGET UNIT FINANCING USES DETAIL
FOR THE FISCAL YEAR 2004-2005

Public Protection
Detention & Correct
900 - 6650 - PROBATION

FINANCING USES CLASSIFICATIONS APPROPRIATIONS AND REVENUES	2002-2003 ACTUALS	2003-2004 ACTUALS	2004-2005 CAO RECOMMENDED	2004-2005 FINAL ADOPTED
APPROPRIATIONS				
Salaries and Employee Benefits	14,303,929	15,410,788	17,842,097	17,842,097
Services and Supplies	5,602,136	5,376,303	6,139,059	6,139,059
Other Charges	4,775,798	3,152,123	6,313,485	6,313,485
F/A Equipment	13,643	0	0	0
Other Financing Uses	233,563	525,994	378,100	378,100
TOTAL APPROPRIATIONS	\$ 24,929,070	\$ 24,465,208	\$ 30,672,741	\$ 30,672,741
REVENUES				
Fines, Forfeitures, & Penalty	16,956	20,532	17,300	17,300
Revenue From Use of Money/Prop	21,597	-28,922	0	0
Intergovernmental Rev State	5,857,010	7,396,157	7,942,378	7,942,378
Intergovernmental Rev Federal	3,325,936	3,138,311	3,370,292	3,370,292
Charges For Services	420,229	496,029	594,500	594,500
Misc Revenue	507,534	412,822	443,527	443,527
Other Financing Sources	1,117,623	204,462	0	0
General Fund Contribution	14,231,227	15,290,225	18,304,744	18,304,744
TOTAL REVENUES	\$ 25,498,110	\$ 26,929,615	\$ 30,672,741	\$ 30,672,741
NET COUNTY COST	\$ (569,041)	\$ (2,464,406)	\$ 0	\$ 0

**COUNTY OF SOLANO
STATE OF CALIFORNIA SCHEDULE 09
BUDGET UNIT FINANCING USES DETAIL
FOR THE FISCAL YEAR 2004-2005**

**Public Protection
Protection & Inspect
001 - 2830 - AGRICULTURAL COMMISSIONER**

FINANCING USES CLASSIFICATIONS APPROPRIATIONS AND REVENUES	2002-2003 ACTUALS	2003-2004 ACTUALS	2004-2005 CAO RECOMMENDED	2004-2005 FINAL ADOPTED
APPROPRIATIONS				
Salaries and Employee Benefits	1,417,170	1,436,133	1,726,668	1,726,668
Services and Supplies	497,471	452,322	437,656	437,656
Other Charges	38,030	60,714	93,329	93,329
Other Financing Uses	36,991	1,780	0	0
TOTAL APPROPRIATIONS	\$ 1,989,662	\$ 1,950,949	\$ 2,257,653	\$ 2,257,653
REVENUES				
Licenses, Permits & Franchise	93,193	99,839	96,100	96,100
Fines, Forfeitures, & Penalty	841	5,586	500	500
Intergovernmental Rev State	994,360	1,216,088	1,117,035	1,117,035
Intergovernmental Rev Federal	0	320	0	0
Charges For Services	62,287	99,905	80,695	80,695
Misc Revenue	2,028	2,635	1,200	1,200
TOTAL REVENUES	\$ 1,152,708	\$ 1,424,372	\$ 1,295,530	\$ 1,295,530
NET COUNTY COST	\$ 836,954	\$ 526,577	\$ 962,123	\$ 962,123

**COUNTY OF SOLANO
STATE OF CALIFORNIA SCHEDULE 09
BUDGET UNIT FINANCING USES DETAIL
FOR THE FISCAL YEAR 2004-2005**

**Public Protection
Protection & Inspect
001 - 2850 - ANIMAL CARE SERVICES**

FINANCING USES CLASSIFICATIONS APPROPRIATIONS AND REVENUES	2002-2003 ACTUALS	2003-2004 ACTUALS	2004-2005 CAO RECOMMENDED	2004-2005 FINAL ADOPTED
APPROPRIATIONS				
Salaries and Employee Benefits	811,768	860,803	907,697	907,697
Services and Supplies	496,849	451,245	539,732	539,732
Other Charges	191,200	445,726	416,058	416,058
F/A Equipment	28,898	0	0	0
Other Financing Uses	85,000	10,968	0	0
TOTAL APPROPRIATIONS	\$ 1,613,716	\$ 1,768,742	\$ 1,863,487	\$ 1,863,487
REVENUES				
Licenses, Permits & Franchise	161,041	262,869	256,230	256,230
Revenue From Use of Money/Prop	85	0	0	0
Charges For Services	86,911	113,789	109,231	109,231
Misc Revenue	122,233	126,474	112,613	112,613
TOTAL REVENUES	\$ 370,270	\$ 503,132	\$ 478,074	\$ 478,074
NET COUNTY COST	\$ 1,243,446	\$ 1,265,610	\$ 1,385,413	\$ 1,385,413

**COUNTY OF SOLANO
STATE OF CALIFORNIA SCHEDULE 09
BUDGET UNIT FINANCING USES DETAIL
FOR THE FISCAL YEAR 2004-2005**

**Public Protection
Other Protection
150 - 1510 - HOUSING AUTH OF SOLANO COUNTY**

FINANCING USES CLASSIFICATIONS APPROPRIATIONS AND REVENUES	2002-2003 ACTUALS	2003-2004 ACTUALS	2004-2005 CAO RECOMMENDED	2004-2005 FINAL ADOPTED
APPROPRIATIONS				
Services and Supplies	2,267,410	2,328,992	2,313,510	2,321,785
TOTAL APPROPRIATIONS	\$ 2,267,410	\$ 2,328,992	\$ 2,313,510	\$ 2,321,785
REVENUES				
Intergovernmental Rev Federal	2,267,410	2,328,992	2,313,510	2,321,785
TOTAL REVENUES	\$ 2,267,410	\$ 2,328,992	\$ 2,313,510	\$ 2,321,785
NET COUNTY COST	\$ 0	\$ 0	\$ 0	\$ 0

**COUNTY OF SOLANO
STATE OF CALIFORNIA SCHEDULE 09
BUDGET UNIT FINANCING USES DETAIL
FOR THE FISCAL YEAR 2004-2005**

**Public Protection
Other Protection
238 - 2380 - SE VALLEJO REDEVELOPMENT SETT**

FINANCING USES CLASSIFICATIONS APPROPRIATIONS AND REVENUES	2002-2003 ACTUALS	2003-2004 ACTUALS	2004-2005 CAO RECOMMENDED	2004-2005 FINAL ADOPTED
APPROPRIATIONS				
Services and Supplies	18,981	6,161	18,000	18,000
Other Financing Uses	0	0	1,320,000	1,841,000
TOTAL APPROPRIATIONS	\$ 18,981	\$ 6,161	\$ 1,338,000	\$ 1,859,000
REVENUES				
Revenue From Use of Money/Prop	21,460	2,114,484	45,000	45,000
Misc Revenue	0	1,848,975	0	0
TOTAL REVENUES	\$ 21,460	\$ 3,963,459	\$ 45,000	\$ 45,000
NET COUNTY COST	\$ (2,480)	\$ (3,957,298)	\$ 1,293,000	\$ 1,814,000

**COUNTY OF SOLANO
STATE OF CALIFORNIA SCHEDULE 09
BUDGET UNIT FINANCING USES DETAIL
FOR THE FISCAL YEAR 2004-2005**

**Public Protection
Other Protection
001 - 2902 - CORONER & PUBLIC ADMIN**

FINANCING USES CLASSIFICATIONS APPROPRIATIONS AND REVENUES	2002-2003 ACTUALS	2003-2004 ACTUALS	2004-2005 CAO RECOMMENDED	2004-2005 FINAL ADOPTED
APPROPRIATIONS				
Salaries and Employee Benefits	573,630	0	0	0
Services and Supplies	416,092	0	0	0
Other Charges	63,419	0	0	0
TOTAL APPROPRIATIONS	\$ 1,053,141	\$ 0	\$ 0	\$ 0
REVENUES				
Intergovernmental Rev State	47,604	0	0	0
Charges For Services	22,175	0	0	0
Misc Revenue	6,039	0	0	0
TOTAL REVENUES	\$ 75,818	\$ 0	\$ 0	\$ 0
NET COUNTY COST	\$ 977,323	\$ 0	\$ 0	\$ 0

**COUNTY OF SOLANO
STATE OF CALIFORNIA SCHEDULE 09
BUDGET UNIT FINANCING USES DETAIL
FOR THE FISCAL YEAR 2004-2005**

**Public Protection
Other Protection
012 - 2903 - FISH/WILDLIFE PROPAGATION**

FINANCING USES CLASSIFICATIONS APPROPRIATIONS AND REVENUES	2002-2003 ACTUALS	2003-2004 ACTUALS	2004-2005 CAO RECOMMENDED	2004-2005 FINAL ADOPTED
APPROPRIATIONS				
Services and Supplies	78	148	150	150
Other Charges	14,072	12,754	14,916	14,916
TOTAL APPROPRIATIONS	\$ 14,150	\$ 12,902	\$ 15,066	\$ 15,066
REVENUES				
Fines, Forfeitures, & Penalty	10,517	7,005	5,600	5,600
Revenue From Use of Money/Prop	658	355	400	400
Charges For Services	0	49	0	0
TOTAL REVENUES	\$ 11,175	\$ 7,408	\$ 6,000	\$ 6,000
NET COUNTY COST	\$ 2,975	\$ 5,494	\$ 9,066	\$ 9,066

**COUNTY OF SOLANO
STATE OF CALIFORNIA SCHEDULE 09
BUDGET UNIT FINANCING USES DETAIL
FOR THE FISCAL YEAR 2004-2005**

**Public Protection
Other Protection
001 - 2909 - RECORDER**

FINANCING USES CLASSIFICATIONS APPROPRIATIONS AND REVENUES	2002-2003 ACTUALS	2003-2004 ACTUALS	2004-2005 CAO RECOMMENDED	2004-2005 FINAL ADOPTED
APPROPRIATIONS				
Salaries and Employee Benefits	1,082,287	1,134,252	1,285,697	1,285,697
Services and Supplies	955,169	515,738	838,329	838,329
Other Charges	41,070	90,173	206,028	206,028
F/A Equipment	308,621	26,434	0	0
Other Financing Uses	0	1,313	0	0
Intra-Fund Transfers	95,775	130,000	181,783	181,783
TOTAL APPROPRIATIONS	\$ 2,482,922	\$ 1,897,910	\$ 2,511,837	\$ 2,511,837
REVENUES				
Charges For Services	2,221,059	2,292,963	2,200,000	2,200,000
Misc Revenue	62,258	25,741	31,279	31,279
Other Financing Sources	337,417	214,900	550,924	550,924
TOTAL REVENUES	\$ 2,620,735	\$ 2,533,605	\$ 2,782,203	\$ 2,782,203
NET COUNTY COST	\$ (137,813)	\$ (635,695)	\$ (270,366)	\$ (270,366)

**COUNTY OF SOLANO
STATE OF CALIFORNIA SCHEDULE 09
BUDGET UNIT FINANCING USES DETAIL
FOR THE FISCAL YEAR 2004-2005**

**Public Protection
Other Protection
001 - 2910 - ENVIRONMENTAL MANAGEMENT**

FINANCING USES CLASSIFICATIONS APPROPRIATIONS AND REVENUES	2002-2003 ACTUALS	2003-2004 ACTUALS	2004-2005 CAO RECOMMENDED	2004-2005 FINAL ADOPTED
APPROPRIATIONS				
Salaries and Employee Benefits	3,885,475	4,272,431	4,729,282	4,797,753
Services and Supplies	1,776,855	1,331,582	1,224,747	1,270,458
Other Charges	574,322	581,699	501,983	501,983
F/A Equipment	0	7,247	0	0
Other Financing Uses	0	5,799	0	0
Intra-Fund Transfers	0	-5,892	0	0
TOTAL APPROPRIATIONS	\$ 6,236,652	\$ 6,192,867	\$ 6,456,012	\$ 6,570,194
REVENUES				
Licenses, Permits & Franchise	3,585,804	3,461,779	3,529,269	3,535,269
Fines, Forfeitures, & Penalty	4,526	12,780	0	8,963
Intergovernmental Rev State	488,589	429,373	368,700	368,700
Intergovernmental Rev Other	23,417	18,800	0	0
Charges For Services	1,082,798	831,358	629,612	635,812
Misc Revenue	52,640	101,545	74,336	74,336
Other Financing Sources	20,000	13,485	173,424	173,424
TOTAL REVENUES	\$ 5,257,774	\$ 4,869,120	\$ 4,775,341	\$ 4,796,504
NET COUNTY COST	\$ 978,879	\$ 1,323,747	\$ 1,680,671	\$ 1,773,690

**COUNTY OF SOLANO
STATE OF CALIFORNIA SCHEDULE 09
BUDGET UNIT FINANCING USES DETAIL
FOR THE FISCAL YEAR 2004-2005**

**Public Protection
Other Protection
001 - 2930 - LAFCO**

FINANCING USES CLASSIFICATIONS APPROPRIATIONS AND REVENUES	2002-2003 ACTUALS	2003-2004 ACTUALS	2004-2005 CAO RECOMMENDED	2004-2005 FINAL ADOPTED
APPROPRIATIONS				
Salaries and Employee Benefits	164,427	180,762	196,187	196,187
Services and Supplies	110,617	146,434	114,425	114,425
Other Charges	1,836	2,953	2,940	2,940
Other Financing Uses	0	248	0	0
TOTAL APPROPRIATIONS	\$ 276,880	\$ 330,397	\$ 313,552	\$ 313,552
REVENUES				
Charges For Services	167,607	185,433	199,127	199,127
Misc Revenue	27	0	0	0
TOTAL REVENUES	\$ 167,634	\$ 185,433	\$ 199,127	\$ 199,127
NET COUNTY COST	\$ 109,246	\$ 144,964	\$ 114,425	\$ 114,425

**COUNTY OF SOLANO
STATE OF CALIFORNIA SCHEDULE 09
BUDGET UNIT FINANCING USES DETAIL
FOR THE FISCAL YEAR 2004-2005**

**Public Protection
Other Protection
001 - 2940 - PUBLIC GUARDIAN**

FINANCING USES CLASSIFICATIONS APPROPRIATIONS AND REVENUES	2002-2003 ACTUALS	2003-2004 ACTUALS	2004-2005 CAO RECOMMENDED	2004-2005 FINAL ADOPTED
APPROPRIATIONS				
Salaries and Employee Benefits	732,072	0	0	0
Services and Supplies	93,717	0	0	0
Other Charges	141,333	0	0	0
TOTAL APPROPRIATIONS	\$ 967,122	\$ 0	\$ 0	\$ 0
REVENUES				
Revenue From Use of Money/Prop	8,257	0	0	0
Intergovernmental Rev Federal	13,371	0	0	0
Charges For Services	223,924	0	0	0
Misc Revenue	133	0	0	0
TOTAL REVENUES	\$ 245,684	\$ 0	\$ 0	\$ 0
NET COUNTY COST	\$ 721,437	\$ 0	\$ 0	\$ 0

**COUNTY OF SOLANO
STATE OF CALIFORNIA SCHEDULE 09
BUDGET UNIT FINANCING USES DETAIL
FOR THE FISCAL YEAR 2004-2005**

**Public Protection
Other Protection
215 - 4000 - RECORDER/MICROGRAPHIC**

FINANCING USES CLASSIFICATIONS APPROPRIATIONS AND REVENUES	2002-2003 ACTUALS	2003-2004 ACTUALS	2004-2005 CAO RECOMMENDED	2004-2005 FINAL ADOPTED
APPROPRIATIONS				
Other Financing Uses	337,417	214,900	550,924	550,924
TOTAL APPROPRIATIONS	\$ 337,417	\$ 214,900	\$ 550,924	\$ 550,924
REVENUES				
Revenue From Use of Money/Prop Charges For Services	52,179 1,414,767	61,636 1,471,084	64,000 1,191,500	64,000 1,191,500
TOTAL REVENUES	\$ 1,466,946	\$ 1,532,720	\$ 1,255,500	\$ 1,255,500
NET COUNTY COST	\$ (1,129,529)	\$ (1,317,820)	\$ (704,576)	\$ (704,576)

**COUNTY OF SOLANO
STATE OF CALIFORNIA SCHEDULE 09
BUDGET UNIT FINANCING USES DETAIL
FOR THE FISCAL YEAR 2004-2005**

**Public Protection
Other Protection
120 - 8220 - HOMEACRES LOAN PROGRAM**

FINANCING USES CLASSIFICATIONS APPROPRIATIONS AND REVENUES	2002-2003 ACTUALS	2003-2004 ACTUALS	2004-2005 CAO RECOMMENDED	2004-2005 FINAL ADOPTED
APPROPRIATIONS				
Services and Supplies	87,906	31,839	2,000	2,000
Other Charges	20,251	54,515	22,331	22,331
TOTAL APPROPRIATIONS	\$ 108,157	\$ 86,354	\$ 24,331	\$ 24,331
REVENUES				
Revenue From Use of Money/Prop	33,574	24,446	24,331	24,331
Intergovernmental Rev State	113,717	384,373	0	0
TOTAL REVENUES	\$ 147,290	\$ 408,819	\$ 24,331	\$ 24,331
NET COUNTY COST	\$ (39,133)	\$ (322,465)	\$ 0	\$ 0

This Page Intentionally Left Blank

COUNTY OF SOLANO
STATE OF CALIFORNIA SCHEDULE 09
BUDGET UNIT FINANCING USES DETAIL
FOR THE FISCAL YEAR 2004-2005

Public Ways & Fac
Public Ways
101 - 3010 - TRANSPORTATION DEPARTMENT

FINANCING USES CLASSIFICATIONS	2002-2003	2003-2004	2004-2005	2004-2005
APPROPRIATIONS AND REVENUES	ACTUALS	ACTUALS	CAO	FINAL
			RECOMMENDED	ADOPTED
APPROPRIATIONS				
Salaries and Employee Benefits	4,684,790	5,073,298	5,583,188	5,583,188
Services and Supplies	5,715,737	7,192,927	7,054,470	9,541,252
Other Charges	380,652	291,056	672,547	622,547
F/A Equipment	491,225	681,943	531,000	321,000
Other Financing Uses	44,859	20,067	173,424	173,424
TOTAL APPROPRIATIONS	\$ 11,317,264	\$ 13,259,291	\$ 14,014,629	\$ 16,241,411
REVENUES				
Taxes	974,349	1,130,589	1,024,566	1,024,566
Licenses, Permits & Franchise	82,044	74,719	83,224	83,224
Revenue From Use of Money/Prop	144,982	105,450	106,019	106,019
Intergovernmental Rev State	7,122,305	6,485,651	6,406,604	6,406,604
Intergovernmental Rev Federal	1,693,653	2,999,667	2,002,000	3,552,782
Intergovernmental Rev Other	90,000	84,000	173,000	173,000
Charges For Services	1,336,071	1,553,369	1,544,100	1,699,100
Misc Revenue	10,556	2,718	3,664	3,664
Other Financing Sources	55,979	47,230	1,360,000	1,881,000
TOTAL REVENUES	\$ 11,509,939	\$ 12,483,393	\$ 12,703,177	\$ 14,929,959
NET COUNTY COST	\$ (192,675)	\$ 775,898	\$ 1,311,452	\$ 1,311,452

**COUNTY OF SOLANO
STATE OF CALIFORNIA SCHEDULE 09
BUDGET UNIT FINANCING USES DETAIL
FOR THE FISCAL YEAR 2004-2005**

**Public Ways & Fac
Public Ways
278 - 3020 - PUBLIC WORKS IMPROVEMENT**

FINANCING USES CLASSIFICATIONS APPROPRIATIONS AND REVENUES	2002-2003 ACTUALS	2003-2004 ACTUALS	2004-2005 CAO RECOMMENDED	2004-2005 FINAL ADOPTED
APPROPRIATIONS				
Services and Supplies	5,223	10,437	15,000	15,000
TOTAL APPROPRIATIONS	\$ 5,223	\$ 10,437	\$ 15,000	\$ 15,000
REVENUES				
Revenue From Use of Money/Prop	4,768	6,177	5,200	5,200
Charges For Services	0	22,823	0	0
Misc Revenue	162,263	80,392	80,000	80,000
TOTAL REVENUES	\$ 167,031	\$ 109,392	\$ 85,200	\$ 85,200
NET COUNTY COST	\$ (161,807)	\$ (98,955)	\$ (70,200)	\$ (70,200)

**COUNTY OF SOLANO
STATE OF CALIFORNIA SCHEDULE 09
BUDGET UNIT FINANCING USES DETAIL
FOR THE FISCAL YEAR 2004-2005**

Health & Sanitation

Health

152 - 1520 - IN HOME SUPP SVCS-PUBLIC AUTH

FINANCING USES CLASSIFICATIONS APPROPRIATIONS AND REVENUES	2002-2003 ACTUALS	2003-2004 ACTUALS	2004-2005 CAO RECOMMENDED	2004-2005 FINAL ADOPTED
APPROPRIATIONS				
Other Charges	647,180	1,586,474	1,839,835	1,627,425
Other Financing Uses	398,527	601,672	654,325	654,325
TOTAL APPROPRIATIONS	\$ 1,045,707	\$ 2,188,147	\$ 2,494,160	\$ 2,281,750
REVENUES				
Revenue From Use of Money/Prop	171	0	0	0
Intergovernmental Rev State	449,187	782,100	1,068,873	1,068,873
Intergovernmental Rev Federal	461,328	839,235	1,071,576	1,071,576
General Fund Contribution	329,418	354,402	159,313	159,313
TOTAL REVENUES	\$ 1,240,105	\$ 1,975,737	\$ 2,299,762	\$ 2,299,762
NET COUNTY COST	\$ (194,398)	\$ 212,410	\$ 194,398	\$ (18,012)

**COUNTY OF SOLANO
STATE OF CALIFORNIA SCHEDULE 09
BUDGET UNIT FINANCING USES DETAIL
FOR THE FISCAL YEAR 2004-2005**

**Health & Sanitation
Health
153 - 1530 - CHILDREN & FAMILIES FIRST**

FINANCING USES CLASSIFICATIONS APPROPRIATIONS AND REVENUES	2002-2003 ACTUALS	2003-2004 ACTUALS	2004-2005 CAO RECOMMENDED	2004-2005 FINAL ADOPTED
APPROPRIATIONS				
Salaries and Employee Benefits	300,075	402,988	549,923	549,923
Services and Supplies	643,653	872,849	975,665	975,665
Other Charges	2,768,909	3,799,042	6,612,593	6,612,593
Other Financing Uses	0	490	0	0
TOTAL APPROPRIATIONS	\$ 3,712,637	\$ 5,075,369	\$ 8,138,181	\$ 8,138,181
REVENUES				
Revenue From Use of Money/Prop	439,139	358,253	371,852	371,852
Intergovernmental Rev State	4,964,407	5,315,073	5,250,123	5,250,123
Intergovernmental Rev Federal	0	268,362	660,653	660,653
Charges For Services	0	0	40,454	40,454
Misc Revenue	357	146,776	0	0
TOTAL REVENUES	\$ 5,403,903	\$ 6,088,464	\$ 6,323,082	\$ 6,323,082
NET COUNTY COST	\$ (1,691,266)	\$ (1,013,095)	\$ 1,815,099	\$ 1,815,099

**COUNTY OF SOLANO
STATE OF CALIFORNIA SCHEDULE 09
BUDGET UNIT FINANCING USES DETAIL
FOR THE FISCAL YEAR 2004-2005**

Health & Sanitation

Health

020 - 2000 - TOBACCO SETTLEMENT SECURITIZAT

FINANCING USES CLASSIFICATIONS APPROPRIATIONS AND REVENUES	2002-2003 ACTUALS	2003-2004 ACTUALS	2004-2005 CAO RECOMMENDED	2004-2005 FINAL ADOPTED
APPROPRIATIONS				
Services and Supplies	132,310	28,673	41,277	41,277
Other Financing Uses	0	2,564,915	2,621,648	2,621,648
TOTAL APPROPRIATIONS	\$ 132,310	\$ 2,593,588	\$ 2,662,925	\$ 2,662,925
REVENUES				
Revenue From Use of Money/Prop	713,272	1,494,002	1,615,677	1,615,677
Misc Revenue	55,088,473	0	1,005,971	0
TOTAL REVENUES	\$ 55,801,746	\$ 1,494,002	\$ 2,621,648	\$ 1,615,677
NET COUNTY COST	\$ (55,669,435)	\$ 1,099,586	\$ 41,277	\$ 1,047,248

**COUNTY OF SOLANO
STATE OF CALIFORNIA SCHEDULE 09
BUDGET UNIT FINANCING USES DETAIL
FOR THE FISCAL YEAR 2004-2005**

**Health & Sanitation
Health
239 - 2390 - TOBACCO SETTLEMENT**

FINANCING USES CLASSIFICATIONS APPROPRIATIONS AND REVENUES	2002-2003 ACTUALS	2003-2004 ACTUALS	2004-2005 CAO RECOMMENDED	2004-2005 FINAL ADOPTED
APPROPRIATIONS				
Services and Supplies	0	0	47,690	47,690
Other Charges	600,000	600,000	600,000	600,000
Other Financing Uses	2,896,061	4,647,638	5,391,493	5,596,493
TOTAL APPROPRIATIONS	\$ 3,496,061	\$ 5,247,638	\$ 6,039,183	\$ 6,244,183
REVENUES				
Revenue From Use of Money/Prop	305,173	174,013	180,000	180,000
Other Financing Sources	0	2,564,915	2,621,648	2,621,648
TOTAL REVENUES	\$ 305,173	\$ 2,738,928	\$ 2,801,648	\$ 2,801,648
NET COUNTY COST	\$ 3,190,887	\$ 2,508,710	\$ 3,237,535	\$ 3,442,535

**COUNTY OF SOLANO
STATE OF CALIFORNIA SCHEDULE 09
BUDGET UNIT FINANCING USES DETAIL
FOR THE FISCAL YEAR 2004-2005**

**Health & Sanitation
Health
902 - 7550 - PUBLIC GUARDIAN**

FINANCING USES CLASSIFICATIONS APPROPRIATIONS AND REVENUES	2002-2003 ACTUALS	2003-2004 ACTUALS	2004-2005 CAO RECOMMENDED	2004-2005 FINAL ADOPTED
APPROPRIATIONS				
Salaries and Employee Benefits	0	723,886	815,925	815,925
Services and Supplies	0	325,634	155,812	155,812
Other Charges	0	209,733	293,586	293,586
Other Financing Uses	0	709	0	0
Intra-Fund Transfers	0	127,034	116,487	116,487
TOTAL APPROPRIATIONS	\$ 0	\$ 1,386,996	\$ 1,381,810	\$ 1,381,810
REVENUES				
Revenue From Use of Money/Prop	0	0	10,000	10,000
Intergovernmental Rev Federal	0	78,158	10,000	10,000
Charges For Services	0	177,260	264,898	264,898
General Fund Contribution	0	842,071	1,096,912	1,096,912
TOTAL REVENUES	\$ 0	\$ 1,097,489	\$ 1,381,810	\$ 1,381,810
NET COUNTY COST	\$ 0	\$ 289,507	\$ 0	\$ 0

**COUNTY OF SOLANO
STATE OF CALIFORNIA SCHEDULE 09
BUDGET UNIT FINANCING USES DETAIL
FOR THE FISCAL YEAR 2004-2005**

**Health & Sanitation
Health
902 - 7560 - SUBSTANCE ABUSE DIVISION**

FINANCING USES CLASSIFICATIONS APPROPRIATIONS AND REVENUES	2002-2003 ACTUALS	2003-2004 ACTUALS	2004-2005 CAO RECOMMENDED	2004-2005 FINAL ADOPTED
APPROPRIATIONS				
Salaries and Employee Benefits	1,312,189	1,886,736	1,964,927	1,964,927
Services and Supplies	384,598	408,428	407,681	407,681
Other Charges	2,424,014	3,214,825	3,714,891	3,794,891
Other Financing Uses	43,259	40,058	38,941	38,941
Intra-Fund Transfers	415,907	-286,012	-220,667	-220,667
TOTAL APPROPRIATIONS	\$ 4,579,967	\$ 5,264,035	\$ 5,905,773	\$ 5,985,773
REVENUES				
Fines, Forfeitures, & Penalty	0	168,000	379,989	379,989
Intergovernmental Rev State	1,074,939	999,616	1,660,124	1,660,124
Intergovernmental Rev Federal	2,655,151	3,037,523	2,905,597	2,905,597
Charges For Services	33,520	42,251	50,610	50,610
Misc Revenue	208,677	13,259	19,011	19,011
Other Financing Sources	343,205	447,677	378,100	458,100
General Fund Contribution	543,057	526,830	512,342	512,342
TOTAL REVENUES	\$ 4,858,549	\$ 5,235,156	\$ 5,905,773	\$ 5,985,773
NET COUNTY COST	\$ (278,582)	\$ 28,879	\$ 0	\$ 0

**COUNTY OF SOLANO
STATE OF CALIFORNIA SCHEDULE 09
BUDGET UNIT FINANCING USES DETAIL
FOR THE FISCAL YEAR 2004-2005**

**Health & Sanitation
Health
902 - 7580 - FAMILY HEALTH SERVICES**

FINANCING USES CLASSIFICATIONS APPROPRIATIONS AND REVENUES	2002-2003 ACTUALS	2003-2004 ACTUALS	2004-2005 CAO RECOMMENDED	2004-2005 FINAL ADOPTED
APPROPRIATIONS				
Salaries and Employee Benefits	3,838,731	4,123,464	4,194,491	4,430,617
Services and Supplies	970,172	797,276	676,814	684,814
Other Charges	374,939	283,397	363,435	363,435
Other Financing Uses	73,707	77,944	75,471	75,471
Intra-Fund Transfers	723,436	769,769	1,006,759	1,006,759
TOTAL APPROPRIATIONS	\$ 5,980,985	\$ 6,051,850	\$ 6,316,970	\$ 6,561,096
REVENUES				
Revenue From Use of Money/Prop	0	14,826	5,000	5,000
Intergovernmental Rev State	3,154,745	3,400,443	3,501,273	3,589,505
Intergovernmental Rev Federal	28,369	207,878	590,641	645,217
Charges For Services	2,453,814	2,043,694	1,744,660	1,744,660
Misc Revenue	277,288	182,721	181,904	181,904
Other Financing Sources	0	0	171,353	171,353
General Fund Contribution	219,253	164,566	122,139	223,456
TOTAL REVENUES	\$ 6,133,469	\$ 6,014,129	\$ 6,316,970	\$ 6,561,095
NET COUNTY COST	\$ (152,484)	\$ 37,721	\$ 0	\$ 1

**COUNTY OF SOLANO
STATE OF CALIFORNIA SCHEDULE 09
BUDGET UNIT FINANCING USES DETAIL
FOR THE FISCAL YEAR 2004-2005**

Health & Sanitation

Health

902 - 7598 - MENTAL HEALTH MGD CARE SERVICE

FINANCING USES CLASSIFICATIONS APPROPRIATIONS AND REVENUES	2002-2003 ACTUALS	2003-2004 ACTUALS	2004-2005 CAO RECOMMENDED	2004-2005 FINAL ADOPTED
APPROPRIATIONS				
Salaries and Employee Benefits	425,218	321,478	611,364	802,993
Services and Supplies	133,979	47,551	171,291	171,291
Other Charges	3,585,513	3,203,495	2,867,471	2,867,471
Other Financing Uses	5,097	5,090	4,376	4,376
Intra-Fund Transfers	254,882	325,648	203,130	203,130
TOTAL APPROPRIATIONS	\$ 4,404,689	\$ 3,903,262	\$ 3,857,632	\$ 4,049,261
REVENUES				
Charges For Services	4,400,911	4,237,524	3,857,632	4,049,261
Misc Revenue	1,332	0	0	0
TOTAL REVENUES	\$ 4,402,243	\$ 4,237,524	\$ 3,857,632	\$ 4,049,261
NET COUNTY COST	\$ 2,446	\$ (334,263)	\$ 0	\$ 0

**COUNTY OF SOLANO
STATE OF CALIFORNIA SCHEDULE 09
BUDGET UNIT FINANCING USES DETAIL
FOR THE FISCAL YEAR 2004-2005**

**Health & Sanitation
Health
902 - 7599 - MEDICAL SERVICES**

FINANCING USES CLASSIFICATIONS APPROPRIATIONS AND REVENUES	2002-2003 ACTUALS	2003-2004 ACTUALS	2004-2005 CAO RECOMMENDED	2004-2005 FINAL ADOPTED
APPROPRIATIONS				
Services and Supplies	346,908	442,867	350,000	350,000
Other Charges	12,650,821	16,350,055	17,698,328	17,823,328
Intra-Fund Transfers	0	-720,333	-670,814	-670,814
TOTAL APPROPRIATIONS	\$ 12,997,729	\$ 16,072,589	\$ 17,377,514	\$ 17,502,514
REVENUES				
Fines, Forfeitures, & Penalty	346,908	490,742	400,000	400,000
Intergovernmental Rev State	7,450,168	7,144,397	7,201,127	7,201,127
Intergovernmental Rev Other	3,823,804	6,676,680	8,177,222	8,177,222
Charges For Services	0	28,903	0	0
Other Financing Sources	1,145,000	1,395,000	784,000	909,000
General Fund Contribution	893,768	815,764	815,165	815,165
TOTAL REVENUES	\$ 13,659,648	\$ 16,551,485	\$ 17,377,514	\$ 17,502,514
NET COUNTY COST	\$ (661,920)	\$ (478,896)	\$ 0	\$ 0

**COUNTY OF SOLANO
STATE OF CALIFORNIA SCHEDULE 09
BUDGET UNIT FINANCING USES DETAIL
FOR THE FISCAL YEAR 2004-2005**

**Health & Sanitation
Health
902 - 7690 - IN-HOME SUPPORTIVE SERVICES PA**

FINANCING USES CLASSIFICATIONS APPROPRIATIONS AND REVENUES	2002-2003 ACTUALS	2003-2004 ACTUALS	2004-2005 CAO RECOMMENDED	2004-2005 FINAL ADOPTED
APPROPRIATIONS				
Salaries and Employee Benefits	250,743	406,570	435,386	435,386
Services and Supplies	104,888	125,805	141,344	141,344
Other Charges	0	0	20,548	20,548
Other Financing Uses	0	564	0	0
Intra-Fund Transfers	42,883	69,348	57,047	57,047
TOTAL APPROPRIATIONS	\$ 398,515	\$ 602,287	\$ 654,325	\$ 654,325
REVENUES				
Other Financing Sources	398,527	601,672	654,325	654,325
TOTAL REVENUES	\$ 398,527	\$ 601,672	\$ 654,325	\$ 654,325
NET COUNTY COST	\$ (12)	\$ 615	\$ 0	\$ 0

COUNTY OF SOLANO
STATE OF CALIFORNIA SCHEDULE 09
BUDGET UNIT FINANCING USES DETAIL
FOR THE FISCAL YEAR 2004-2005

Health & Sanitation
Health
902 - 7700 - MENTAL HEALTH DIVISION

FINANCING USES CLASSIFICATIONS APPROPRIATIONS AND REVENUES	2002-2003 ACTUALS	2003-2004 ACTUALS	2004-2005 CAO RECOMMENDED	2004-2005 FINAL ADOPTED
APPROPRIATIONS				
Salaries and Employee Benefits	17,367,066	18,288,240	18,780,259	19,270,339
Services and Supplies	4,619,736	2,307,093	2,308,825	2,314,088
Other Charges	12,769,986	12,011,568	12,873,852	13,085,852
Other Financing Uses	667,102	509,635	228,565	228,565
Intra-Fund Transfers	1,658,892	3,213,568	2,937,047	2,937,047
TOTAL APPROPRIATIONS	\$ 37,082,782	\$ 36,330,105	\$ 37,128,548	\$ 37,835,891
REVENUES				
Revenue From Use of Money/Prop	112,819	115,646	0	0
Intergovernmental Rev State	25,099,489	25,193,092	25,084,468	25,631,153
Intergovernmental Rev Federal	587,869	196,288	601,444	651,444
Charges For Services	2,984,176	3,946,673	3,037,528	2,868,729
Misc Revenue	320,173	495,071	1,174,809	1,193,078
Other Financing Sources	191,654	386,448	0	0
General Fund Contribution	6,242,526	7,170,986	7,230,299	7,491,487
TOTAL REVENUES	\$ 35,538,707	\$ 37,504,203	\$ 37,128,548	\$ 37,835,891
NET COUNTY COST	\$ 1,544,075	\$ (1,174,098)	\$ 0	\$ 0

COUNTY OF SOLANO
STATE OF CALIFORNIA SCHEDULE 09
BUDGET UNIT FINANCING USES DETAIL
FOR THE FISCAL YEAR 2004-2005

Health & Sanitation
Health
902 - 7800 - PUBLIC HEALTH DIVISION

FINANCING USES CLASSIFICATIONS APPROPRIATIONS AND REVENUES	2002-2003 ACTUALS	2003-2004 ACTUALS	2004-2005 CAO RECOMMENDED	2004-2005 FINAL ADOPTED
APPROPRIATIONS				
Salaries and Employee Benefits	10,605,455	11,482,773	12,421,351	13,165,469
Services and Supplies	2,070,513	2,079,207	2,240,308	2,548,125
Other Charges	2,313,741	2,642,434	3,548,898	3,599,349
F/A Equipment	64,260	8,359	0	0
Other Financing Uses	101,536	176,784	103,466	103,466
Intra-Fund Transfers	1,587,247	3,252,133	3,201,625	3,193,256
TOTAL APPROPRIATIONS	\$ 16,742,752	\$ 19,641,691	\$ 21,515,648	\$ 22,609,665
REVENUES				
Licenses, Permits & Franchise	315,266	355,981	385,218	385,218
Fines, Forfeitures, & Penalty	86,032	85,722	95,000	95,000
Revenue From Use of Money/Prop	4,734	8,390	5,000	5,000
Intergovernmental Rev State	11,689,799	13,048,773	12,262,641	12,094,707
Intergovernmental Rev Federal	1,390,898	1,595,517	1,282,590	1,323,808
Intergovernmental Rev Other	32,461	0	0	0
Charges For Services	1,409,091	1,176,454	1,289,262	1,289,262
Misc Revenue	55,971	93,619	1,241,105	2,074,825
Other Financing Sources	1,498,561	2,857,638	4,412,862	4,412,862
General Fund Contribution	304,905	501,834	541,970	928,983
TOTAL REVENUES	\$ 16,787,718	\$ 19,723,928	\$ 21,515,648	\$ 22,609,665
NET COUNTY COST	\$ (44,966)	\$ (82,237)	\$ 0	\$ 0

**COUNTY OF SOLANO
STATE OF CALIFORNIA SCHEDULE 09
BUDGET UNIT FINANCING USES DETAIL
FOR THE FISCAL YEAR 2004-2005**

**Health & Sanitation
Health
365 - 7930 - RURAL HEALTH SERVICES 00/01**

FINANCING USES CLASSIFICATIONS APPROPRIATIONS AND REVENUES	2002-2003 ACTUALS	2003-2004 ACTUALS	2004-2005 CAO RECOMMENDED	2004-2005 FINAL ADOPTED
APPROPRIATIONS				
Residual Equity Transfers	0	2,951	0	0
TOTAL APPROPRIATIONS	<u>\$ 0</u>	<u>\$ 2,951</u>	<u>\$ 0</u>	<u>\$ 0</u>
REVENUES				
TOTAL REVENUES	<u>\$ 0</u>	<u>\$ 0</u>	<u>\$ 0</u>	<u>\$ 0</u>
NET COUNTY COST	<u><u>\$ 0</u></u>	<u><u>\$ 2,951</u></u>	<u><u>\$ 0</u></u>	<u><u>\$ 0</u></u>

**COUNTY OF SOLANO
STATE OF CALIFORNIA SCHEDULE 09
BUDGET UNIT FINANCING USES DETAIL
FOR THE FISCAL YEAR 2004-2005**

Health & Sanitation

Health

368 - 7935 - RURAL HEALTH SERVICES 01/02

FINANCING USES CLASSIFICATIONS APPROPRIATIONS AND REVENUES	2002-2003 ACTUALS	2003-2004 ACTUALS	2004-2005 CAO RECOMMENDED	2004-2005 FINAL ADOPTED
APPROPRIATIONS				
Other Charges	45,719	0	0	0
Other Financing Uses	13,311	0	0	0
TOTAL APPROPRIATIONS	\$ 59,030	\$ 0	\$ 0	\$ 0
REVENUES				
Revenue From Use of Money/Prop	2,995	0	0	0
Intergovernmental Rev State	41,645	0	0	0
TOTAL REVENUES	\$ 44,640	\$ 0	\$ 0	\$ 0
NET COUNTY COST	\$ 14,390	\$ 0	\$ 0	\$ 0

**COUNTY OF SOLANO
STATE OF CALIFORNIA SCHEDULE 09
BUDGET UNIT FINANCING USES DETAIL
FOR THE FISCAL YEAR 2004-2005**

Health & Sanitation

Health

359 - 7940 - RURAL HEALTH SERVICES 02/03

FINANCING USES CLASSIFICATIONS APPROPRIATIONS AND REVENUES	2002-2003 ACTUALS	2003-2004 ACTUALS	2004-2005 CAO RECOMMENDED	2004-2005 FINAL ADOPTED
APPROPRIATIONS				
Other Charges	21,601	24,325	0	0
Other Financing Uses	0	192	0	0
TOTAL APPROPRIATIONS	\$ 21,601	\$ 24,517	\$ 0	\$ 0
REVENUES				
Revenue From Use of Money/Prop	3,079	-13,044	0	0
Intergovernmental Rev State	21,386	21,386	0	0
Other Financing Sources	13,311	0	0	0
TOTAL REVENUES	\$ 37,776	\$ 8,342	\$ 0	\$ 0
NET COUNTY COST	\$ (16,175)	\$ 16,175	\$ 0	\$ 0

**COUNTY OF SOLANO
STATE OF CALIFORNIA SCHEDULE 09
BUDGET UNIT FINANCING USES DETAIL
FOR THE FISCAL YEAR 2004-2005**

Health & Sanitation

Health

359 - 7945 - RURAL HEALTH SERVICES 03/04

FINANCING USES CLASSIFICATIONS APPROPRIATIONS AND REVENUES	2002-2003 ACTUALS	2003-2004 ACTUALS	2004-2005 CAO RECOMMENDED	2004-2005 FINAL ADOPTED
APPROPRIATIONS				
Other Charges	0	39,807	44,383	44,383
Other Financing Uses	0	0	2,000	2,000
TOTAL APPROPRIATIONS	\$ 0	\$ 39,807	\$ 46,383	\$ 46,383
REVENUES				
Revenue From Use of Money/Prop	0	1,572	3,500	3,500
Intergovernmental Rev State	0	39,540	39,540	39,540
Other Financing Sources	0	192	0	0
Residual Equity Transfers	0	2,951	0	0
TOTAL REVENUES	\$ 0	\$ 44,255	\$ 43,040	\$ 43,040
NET COUNTY COST	\$ 0	\$ (4,448)	\$ 3,343	\$ 3,343

**COUNTY OF SOLANO
STATE OF CALIFORNIA SCHEDULE 09
BUDGET UNIT FINANCING USES DETAIL
FOR THE FISCAL YEAR 2004-2005**

**Health & Sanitation
Health
359 - 7960 - RURAL HEALTH SERVICES 04/05**

FINANCING USES CLASSIFICATIONS APPROPRIATIONS AND REVENUES	2002-2003 ACTUALS	2003-2004 ACTUALS	2004-2005 CAO RECOMMENDED	2004-2005 FINAL ADOPTED
APPROPRIATIONS				
Other Charges	0	0	41,040	41,040
TOTAL APPROPRIATIONS	\$ 0	\$ 0	\$ 41,040	\$ 41,040
REVENUES				
Revenue From Use of Money/Prop	0	0	1,000	1,000
Intergovernmental Rev State	0	0	38,040	36,935
Other Financing Sources	0	0	2,000	2,000
TOTAL REVENUES	\$ 0	\$ 0	\$ 41,040	\$ 39,935
NET COUNTY COST	\$ 0	\$ 0	\$ 0	\$ 1,105

**COUNTY OF SOLANO
STATE OF CALIFORNIA SCHEDULE 09
BUDGET UNIT FINANCING USES DETAIL
FOR THE FISCAL YEAR 2004-2005**

**Health & Sanitation
Hospital Care
390 - 7950 - TOBACCO PREVENTION & EDUCATION**

FINANCING USES CLASSIFICATIONS APPROPRIATIONS AND REVENUES	2002-2003 ACTUALS	2003-2004 ACTUALS	2004-2005 CAO RECOMMENDED	2004-2005 FINAL ADOPTED
APPROPRIATIONS				
Salaries and Employee Benefits	145,412	157,352	177,095	122,408
Services and Supplies	21,408	62,290	57,876	41,886
Other Charges	25,290	15,113	10,277	10,277
Other Financing Uses	0	121	0	0
TOTAL APPROPRIATIONS	\$ 192,110	\$ 234,875	\$ 245,248	\$ 174,571
REVENUES				
Revenue From Use of Money/Prop	828	146	0	0
Intergovernmental Rev State	182,062	164,052	189,072	189,072
Charges For Services	1,767	0	0	0
Misc Revenue	75	0	100	100
Other Financing Sources	0	0	23,278	23,278
TOTAL REVENUES	\$ 184,732	\$ 164,198	\$ 212,450	\$ 212,450
NET COUNTY COST	\$ 7,378	\$ 70,678	\$ 32,798	\$ (37,879)

**COUNTY OF SOLANO
STATE OF CALIFORNIA SCHEDULE 09
BUDGET UNIT FINANCING USES DETAIL
FOR THE FISCAL YEAR 2004-2005**

**Public Assistance
Administration
001 - 5500 - OFFICE OF FAMILY VIOLENCE PREV**

FINANCING USES CLASSIFICATIONS APPROPRIATIONS AND REVENUES	2002-2003 ACTUALS	2003-2004 ACTUALS	2004-2005 CAO RECOMMENDED	2004-2005 FINAL ADOPTED
APPROPRIATIONS				
Salaries and Employee Benefits	0	360,163	438,169	438,169
Services and Supplies	0	90,736	156,562	156,562
Other Financing Uses	0	538	93,497	93,497
TOTAL APPROPRIATIONS	\$ 0	\$ 451,436	\$ 688,228	\$ 688,228
REVENUES				
Licenses, Permits & Franchise	0	29,294	44,000	44,000
Intergovernmental Rev State	0	139,168	0	0
Intergovernmental Rev Federal	0	187,518	344,544	344,544
Other Financing Sources	0	75,000	0	0
TOTAL REVENUES	\$ 0	\$ 430,980	\$ 388,544	\$ 388,544
NET COUNTY COST	\$ 0	\$ 20,456	\$ 299,684	\$ 299,684

**COUNTY OF SOLANO
STATE OF CALIFORNIA SCHEDULE 09
BUDGET UNIT FINANCING USES DETAIL
FOR THE FISCAL YEAR 2004-2005**

**Public Assistance
Administration
902 - 7501 - ADMINISTRATION DIVISION**

FINANCING USES CLASSIFICATIONS APPROPRIATIONS AND REVENUES	2002-2003 ACTUALS	2003-2004 ACTUALS	2004-2005 CAO RECOMMENDED	2004-2005 FINAL ADOPTED
APPROPRIATIONS				
Salaries and Employee Benefits	12,481,485	12,623,501	14,228,217	14,321,979
Services and Supplies	7,906,302	7,356,972	8,013,411	8,013,410
Other Charges	1,570,105	1,657,575	1,553,677	1,553,677
F/A Equipment	84,518	30,576	147,000	147,000
Other Financing Uses	1,396,838	1,879,790	1,554,670	1,554,670
Intra-Fund Transfers	-17,897,908	-22,291,926	-23,847,695	-23,881,457
TOTAL APPROPRIATIONS	\$ 5,541,340	\$ 1,256,488	\$ 1,649,280	\$ 1,709,279
REVENUES				
Fines, Forfeitures, & Penalty	0	19,085	0	0
Revenue From Use of Money/Prop	-46,514	21,675	25,000	25,000
Intergovernmental Rev State	-110	0	0	0
Intergovernmental Rev Federal	438,245	348,728	129,314	189,314
Intergovernmental Rev Other	23,020	-22	0	0
Charges For Services	0	20,721	54,000	54,000
Misc Revenue	9,759	3,207	0	0
General Fund Contribution	1,406,527	665,913	1,440,966	1,440,966
TOTAL REVENUES	\$ 1,830,927	\$ 1,079,307	\$ 1,649,280	\$ 1,709,280
NET COUNTY COST	\$ 3,710,413	\$ 177,181	\$ (0)	\$ (1)

**COUNTY OF SOLANO
STATE OF CALIFORNIA SCHEDULE 09
BUDGET UNIT FINANCING USES DETAIL
FOR THE FISCAL YEAR 2004-2005**

**Public Assistance
Administration
902 - 7600 - CHILD WELFARE SERVICES**

FINANCING USES CLASSIFICATIONS APPROPRIATIONS AND REVENUES	2002-2003 ACTUALS	2003-2004 ACTUALS	2004-2005 CAO RECOMMENDED	2004-2005 FINAL ADOPTED
APPROPRIATIONS				
Salaries and Employee Benefits	8,870,836	10,070,880	10,841,056	10,982,102
Services and Supplies	2,526,164	2,105,288	2,568,269	2,590,466
Other Charges	2,082,829	1,893,108	2,161,192	2,161,192
Other Financing Uses	178,549	203,122	196,985	196,985
Intra-Fund Transfers	2,137,034	2,275,740	1,563,690	1,563,690
TOTAL APPROPRIATIONS	\$ 15,795,412	\$ 16,548,138	\$ 17,331,192	\$ 17,494,435
REVENUES				
Revenue From Use of Money/Prop	2,902	5,964	0	0
Intergovernmental Rev State	10,780,349	8,187,370	8,402,268	8,484,799
Intergovernmental Rev Federal	6,507,166	6,132,591	7,230,899	7,311,611
Charges For Services	188,164	179,747	237,200	237,200
Misc Revenue	3,631	1,201	0	0
Other Financing Sources	0	0	93,497	93,497
General Fund Contribution	2,864,213	1,530,698	1,367,328	1,367,328
TOTAL REVENUES	\$ 20,346,425	\$ 16,037,571	\$ 17,331,192	\$ 17,494,435
NET COUNTY COST	\$ (4,551,013)	\$ 510,567	\$ 0	\$ 0

**COUNTY OF SOLANO
STATE OF CALIFORNIA SCHEDULE 09
BUDGET UNIT FINANCING USES DETAIL
FOR THE FISCAL YEAR 2004-2005**

**Public Assistance
Administration
902 - 7640 - OLDER & DISABLED ADULTS**

FINANCING USES CLASSIFICATIONS APPROPRIATIONS AND REVENUES	2002-2003 ACTUALS	2003-2004 ACTUALS	2004-2005 CAO RECOMMENDED	2004-2005 FINAL ADOPTED
APPROPRIATIONS				
Salaries and Employee Benefits	4,819,945	5,106,430	6,062,777	6,062,777
Services and Supplies	216,033	229,359	277,268	277,268
Other Charges	1,148	125,785	115,494	115,494
Other Financing Uses	59,654	71,927	95,103	95,103
Intra-Fund Transfers	0	340,053	1,128,798	1,170,929
TOTAL APPROPRIATIONS	\$ 5,096,781	\$ 5,873,555	\$ 7,679,440	\$ 7,721,571
REVENUES				
Intergovernmental Rev State	0	3,187,877	2,690,630	2,690,630
Intergovernmental Rev Federal	0	3,863,479	3,403,241	3,445,372
Charges For Services	30	0	0	0
Misc Revenue	1,364	0	0	0
General Fund Contribution	0	980,187	1,585,569	1,585,569
TOTAL REVENUES	\$ 1,394	\$ 8,031,543	\$ 7,679,440	\$ 7,721,571
NET COUNTY COST	\$ 5,095,387	\$ (2,157,988)	\$ (0)	\$ (0)

**COUNTY OF SOLANO
STATE OF CALIFORNIA SCHEDULE 09
BUDGET UNIT FINANCING USES DETAIL
FOR THE FISCAL YEAR 2004-2005**

**Public Assistance
Administration
902 - 7650 - EMPLOYMENT & ELIGIBILITY SVCS**

FINANCING USES CLASSIFICATIONS APPROPRIATIONS AND REVENUES	2002-2003 ACTUALS	2003-2004 ACTUALS	2004-2005 CAO RECOMMENDED	2004-2005 FINAL ADOPTED
APPROPRIATIONS				
Salaries and Employee Benefits	19,718,237	19,771,399	23,111,169	23,111,169
Services and Supplies	4,903,493	4,287,477	5,724,860	5,724,860
Other Charges	8,582,176	10,224,010	8,152,495	8,152,495
F/A Equipment	203,278	0	0	0
Other Financing Uses	277,467	230,495	213,856	213,856
Intra-Fund Transfers	10,003,521	12,924,978	14,524,593	14,524,593
TOTAL APPROPRIATIONS	\$ 43,688,172	\$ 47,438,360	\$ 51,726,973	\$ 51,726,973
REVENUES				
Revenue From Use of Money/Prop	0	18,489	0	0
Intergovernmental Rev State	24,327,003	22,537,430	30,838,162	30,838,162
Intergovernmental Rev Federal	20,550,641	22,209,182	18,174,963	18,174,963
Charges For Services	454,589	533,655	497,494	497,494
Misc Revenue	9,381	2,687	0	0
General Fund Contribution	959,529	2,729,048	2,216,354	2,216,354
TOTAL REVENUES	\$ 46,301,142	\$ 48,030,490	\$ 51,726,973	\$ 51,726,973
NET COUNTY COST	\$ (2,612,970)	\$ (592,130)	\$ 0	\$ 0

**COUNTY OF SOLANO
STATE OF CALIFORNIA SCHEDULE 09
BUDGET UNIT FINANCING USES DETAIL
FOR THE FISCAL YEAR 2004-2005**

**Public Assistance
Administration
902 - 7900 - ASSISTANCE PROGRAMS**

FINANCING USES CLASSIFICATIONS APPROPRIATIONS AND REVENUES	2002-2003 ACTUALS	2003-2004 ACTUALS	2004-2005 CAO RECOMMENDED	2004-2005 FINAL ADOPTED
APPROPRIATIONS				
Other Charges	52,351,910	61,464,047	62,596,750	62,830,750
Intra-Fund Transfers	1,074,106	0	0	0
TOTAL APPROPRIATIONS	\$ 53,426,016	\$ 61,464,047	\$ 62,596,750	\$ 62,830,750
REVENUES				
Intergovernmental Rev State	15,571,513	24,058,176	17,647,642	17,647,642
Intergovernmental Rev Federal	32,280,035	30,807,055	37,942,602	37,942,602
Intergovernmental Rev Other	0	0	0	234,000
General Fund Contribution	6,042,468	7,046,411	7,006,506	7,006,506
TOTAL REVENUES	\$ 53,894,016	\$ 61,911,643	\$ 62,596,750	\$ 62,830,750
NET COUNTY COST	\$ (468,000)	\$ (447,596)	\$ 0	\$ 0

**COUNTY OF SOLANO
STATE OF CALIFORNIA SCHEDULE 09
BUDGET UNIT FINANCING USES DETAIL
FOR THE FISCAL YEAR 2004-2005**

**Public Assistance
General Relief
001 - 5460 - IND BURIAL VETS CEM CARE**

FINANCING USES CLASSIFICATIONS APPROPRIATIONS AND REVENUES	2002-2003 ACTUALS	2003-2004 ACTUALS	2004-2005 CAO RECOMMENDED	2004-2005 FINAL ADOPTED
APPROPRIATIONS				
Other Charges	9,185	5,112	10,701	10,701
TOTAL APPROPRIATIONS	\$ 9,185	\$ 5,112	\$ 10,701	\$ 10,701
REVENUES				
Misc Revenue	5,278	5,292	5,501	5,501
TOTAL REVENUES	\$ 5,278	\$ 5,292	\$ 5,501	\$ 5,501
NET COUNTY COST	\$ 3,907	\$ (180)	\$ 5,200	\$ 5,200

**COUNTY OF SOLANO
STATE OF CALIFORNIA SCHEDULE 09
BUDGET UNIT FINANCING USES DETAIL
FOR THE FISCAL YEAR 2004-2005**

**Public Assistance
Veterans' Services
001 - 5800 - VETERANS SERVICE**

FINANCING USES CLASSIFICATIONS APPROPRIATIONS AND REVENUES	2002-2003 ACTUALS	2003-2004 ACTUALS	2004-2005 CAO RECOMMENDED	2004-2005 FINAL ADOPTED
APPROPRIATIONS				
Salaries and Employee Benefits	341,326	379,333	412,850	412,850
Services and Supplies	60,765	56,789	55,472	55,472
Other Charges	13,427	4,266	13,412	13,412
Other Financing Uses	0	502	0	0
TOTAL APPROPRIATIONS	\$ 415,517	\$ 440,889	\$ 481,734	\$ 481,734
REVENUES				
Intergovernmental Rev State	111,219	110,394	110,000	110,000
Misc Revenue	224	158	0	0
TOTAL REVENUES	\$ 111,443	\$ 110,552	\$ 110,000	\$ 110,000
NET COUNTY COST	\$ 304,074	\$ 330,337	\$ 371,734	\$ 371,734

**COUNTY OF SOLANO
STATE OF CALIFORNIA SCHEDULE 09
BUDGET UNIT FINANCING USES DETAIL
FOR THE FISCAL YEAR 2004-2005**

**Public Assistance
Other Assistance
903 - 7200 - WORKFORCE INVESTMENT BOARD**

FINANCING USES CLASSIFICATIONS APPROPRIATIONS AND REVENUES	2002-2003 ACTUALS	2003-2004 ACTUALS	2004-2005 CAO RECOMMENDED	2004-2005 FINAL ADOPTED
APPROPRIATIONS				
Salaries and Employee Benefits	2,295,505	2,449,812	2,053,763	2,053,763
Services and Supplies	867,369	850,680	823,150	823,150
Other Charges	1,069,140	1,917,843	1,316,571	1,316,571
F/A Equipment	0	6,595	15,000	15,000
TOTAL APPROPRIATIONS	\$ 4,232,013	\$ 5,224,930	\$ 4,208,484	\$ 4,208,484
REVENUES				
Revenue From Use of Money/Prop	4,225	2,306	0	0
Intergovernmental Rev Federal	4,221,258	5,275,479	4,208,484	4,078,115
Misc Revenue	3,021	0	0	0
TOTAL REVENUES	\$ 4,228,504	\$ 5,277,785	\$ 4,208,484	\$ 4,078,115
NET COUNTY COST	\$ 3,510	\$ (52,855)	\$ 0	\$ 130,369

This Page Intentionally Left Blank

**COUNTY OF SOLANO
STATE OF CALIFORNIA SCHEDULE 09
BUDGET UNIT FINANCING USES DETAIL
FOR THE FISCAL YEAR 2004-2005**

**Education
Library Services
228 - 2280 - LIBRARY-SPECIAL REVENUE**

FINANCING USES CLASSIFICATIONS APPROPRIATIONS AND REVENUES	2002-2003 ACTUALS	2003-2004 ACTUALS	2004-2005 CAO RECOMMENDED	2004-2005 FINAL ADOPTED
APPROPRIATIONS				
Services and Supplies	35,508	47,092	42,000	42,000
TOTAL APPROPRIATIONS	\$ 35,508	\$ 47,092	\$ 42,000	\$ 42,000
REVENUES				
Revenue From Use of Money/Prop	1,742	1,224	2,000	2,000
Misc Revenue	29,712	67,720	40,000	40,000
TOTAL REVENUES	\$ 31,453	\$ 68,944	\$ 42,000	\$ 42,000
NET COUNTY COST	\$ 4,055	\$ (21,852)	\$ 0	\$ 0

**COUNTY OF SOLANO
STATE OF CALIFORNIA SCHEDULE 09
BUDGET UNIT FINANCING USES DETAIL
FOR THE FISCAL YEAR 2004-2005**

**Education
Library Services
036 - 6150 - LIBRARY - ZONE 1**

FINANCING USES CLASSIFICATIONS APPROPRIATIONS AND REVENUES	2002-2003 ACTUALS	2003-2004 ACTUALS	2004-2005 CAO RECOMMENDED	2004-2005 FINAL ADOPTED
APPROPRIATIONS				
Services and Supplies	6,784	7,412	7,412	7,412
Other Charges	2,981	5,085	1,500	1,500
Other Financing Uses	602,740	703,878	773,246	773,246
TOTAL APPROPRIATIONS	\$ 612,505	\$ 716,375	\$ 782,158	\$ 782,158
REVENUES				
Taxes	492,661	562,155	620,209	620,209
Revenue From Use of Money/Prop	3,559	3,308	2,500	2,500
Intergovernmental Rev State	15,330	16,012	15,603	15,603
Intergovernmental Rev Other	119,409	139,900	143,845	143,845
TOTAL REVENUES	\$ 630,959	\$ 721,376	\$ 782,157	\$ 782,157
NET COUNTY COST	\$ (18,454)	\$ (5,001)	\$ 1	\$ 1

**COUNTY OF SOLANO
STATE OF CALIFORNIA SCHEDULE 09
BUDGET UNIT FINANCING USES DETAIL
FOR THE FISCAL YEAR 2004-2005**

**Education
Library Services
066 - 6166 - LIBRARY ZONE 6**

FINANCING USES CLASSIFICATIONS APPROPRIATIONS AND REVENUES	2002-2003 ACTUALS	2003-2004 ACTUALS	2004-2005 CAO RECOMMENDED	2004-2005 FINAL ADOPTED
APPROPRIATIONS				
Services and Supplies	163	166	166	166
Other Charges	60	60	40	40
Other Financing Uses	11,072	15,099	15,082	15,082
TOTAL APPROPRIATIONS	\$ 11,295	\$ 15,325	\$ 15,288	\$ 15,288
REVENUES				
Taxes	11,623	13,261	14,899	14,899
Revenue From Use of Money/Prop	62	160	190	190
Intergovernmental Rev State	209	205	199	199
Intergovernmental Rev Other	0	2,634	0	0
TOTAL REVENUES	\$ 11,894	\$ 16,261	\$ 15,288	\$ 15,288
NET COUNTY COST	\$ (599)	\$ (936)	\$ 0	\$ 0

**COUNTY OF SOLANO
STATE OF CALIFORNIA SCHEDULE 09
BUDGET UNIT FINANCING USES DETAIL
FOR THE FISCAL YEAR 2004-2005**

**Education
Library Services
067 - 6167 - LIBRARY ZONE 7**

FINANCING USES CLASSIFICATIONS APPROPRIATIONS AND REVENUES	2002-2003 ACTUALS	2003-2004 ACTUALS	2004-2005 CAO RECOMMENDED	2004-2005 FINAL ADOPTED
APPROPRIATIONS				
Services and Supplies	3,337	3,532	3,531	3,531
Other Charges	-2,704	855	1,500	1,500
Other Financing Uses	244,060	365,790	342,484	342,484
TOTAL APPROPRIATIONS	\$ 244,693	\$ 370,177	\$ 347,515	\$ 347,515
REVENUES				
Taxes	244,807	298,370	334,421	334,421
Revenue From Use of Money/Prop	1,274	3,842	4,756	4,756
Intergovernmental Rev State	5,234	5,207	5,067	5,067
Intergovernmental Rev Other	924	75,166	3,271	3,271
TOTAL REVENUES	\$ 252,239	\$ 382,585	\$ 347,515	\$ 347,515
NET COUNTY COST	\$ (7,546)	\$ (12,408)	\$ 0	\$ 0

**COUNTY OF SOLANO
STATE OF CALIFORNIA SCHEDULE 09
BUDGET UNIT FINANCING USES DETAIL
FOR THE FISCAL YEAR 2004-2005**

**Education
Library Services
037 - 6180 - LIBRARY ZONE 2**

FINANCING USES CLASSIFICATIONS APPROPRIATIONS AND REVENUES	2002-2003 ACTUALS	2003-2004 ACTUALS	2004-2005 CAO RECOMMENDED	2004-2005 FINAL ADOPTED
APPROPRIATIONS				
Services and Supplies	89	101	101	101
Other Charges	31	45	20	20
Other Financing Uses	7,295	10,805	12,273	12,273
TOTAL APPROPRIATIONS	\$ 7,415	\$ 10,951	\$ 12,394	\$ 12,394
REVENUES				
Taxes	7,030	10,462	11,232	11,232
Revenue From Use of Money/Prop	108	102	110	110
Intergovernmental Rev State	129	172	169	169
Intergovernmental Rev Other	743	853	883	883
TOTAL REVENUES	\$ 8,010	\$ 11,589	\$ 12,394	\$ 12,394
NET COUNTY COST	\$ (595)	\$ (638)	\$ 0	\$ 0

**COUNTY OF SOLANO
STATE OF CALIFORNIA SCHEDULE 09
BUDGET UNIT FINANCING USES DETAIL
FOR THE FISCAL YEAR 2004-2005**

**Education
Library Services
004 - 6300 - LIBRARY**

FINANCING USES CLASSIFICATIONS APPROPRIATIONS AND REVENUES	2002-2003 ACTUALS	2003-2004 ACTUALS	2004-2005 CAO RECOMMENDED	2004-2005 FINAL ADOPTED
APPROPRIATIONS				
Salaries and Employee Benefits	7,418,763	8,112,699	10,028,103	10,028,103
Services and Supplies	3,778,901	4,479,859	4,709,876	4,709,876
Other Charges	337,748	511,647	501,792	501,792
F/A Bldgs and Imprmts	2,034,174	2,781,508	3,600,000	3,600,000
F/A Equipment	70,137	137,684	474,662	474,662
Other Financing Uses	68,027	77,544	580,377	580,377
TOTAL APPROPRIATIONS	\$ 13,707,751	\$ 16,100,941	\$ 19,894,810	\$ 19,894,810
REVENUES				
Taxes	7,069,493	7,699,379	7,927,053	7,927,053
Revenue From Use of Money/Prop	166,481	159,542	150,150	150,150
Intergovernmental Rev State	742,169	641,283	376,826	376,826
Intergovernmental Rev Federal	1,500	5,405	0	0
Intergovernmental Rev Other	1,094,849	1,477,625	1,216,058	1,216,058
Charges For Services	3,770,222	3,508,029	3,552,053	3,552,053
Misc Revenue	20,595	34,209	26,000	26,000
Other Financing Sources	3,176,292	4,358,643	5,243,085	5,243,085
General Fund Contribution	155,491	179,972	193,643	193,643
TOTAL REVENUES	\$ 16,197,092	\$ 18,064,088	\$ 18,684,868	\$ 18,684,868
NET COUNTY COST	\$ (2,489,341)	\$ (1,963,147)	\$ 1,209,942	\$ 1,209,942

**COUNTY OF SOLANO
STATE OF CALIFORNIA SCHEDULE 09
BUDGET UNIT FINANCING USES DETAIL
FOR THE FISCAL YEAR 2004-2005**

**Education
Agricultural Education
001 - 6200 - COOPERATIVE EXT SVCE**

FINANCING USES CLASSIFICATIONS APPROPRIATIONS AND REVENUES	2002-2003 ACTUALS	2003-2004 ACTUALS	2004-2005 CAO RECOMMENDED	2004-2005 FINAL ADOPTED
APPROPRIATIONS				
Salaries and Employee Benefits	175,958	191,249	210,492	210,492
Services and Supplies	37,065	35,509	40,062	40,062
Other Charges	3,094	16,424	18,279	18,279
Other Financing Uses	0	234	0	0
TOTAL APPROPRIATIONS	\$ 216,117	\$ 243,416	\$ 268,833	\$ 268,833
REVENUES				
Charges For Services	2,500	3,000	3,000	3,000
Misc Revenue	200	100	200	200
TOTAL REVENUES	\$ 2,700	\$ 3,100	\$ 3,200	\$ 3,200
NET COUNTY COST	\$ 213,417	\$ 240,316	\$ 265,633	\$ 265,633

This Page Intentionally Left Blank

**COUNTY OF SOLANO
STATE OF CALIFORNIA SCHEDULE 09
BUDGET UNIT FINANCING USES DETAIL
FOR THE FISCAL YEAR 2004-2005**

**Rec & Cultural Services
Recreation Facility
016 - 7000 - PARKS & RECREATION**

FINANCING USES CLASSIFICATIONS APPROPRIATIONS AND REVENUES	2002-2003 ACTUALS	2003-2004 ACTUALS	2004-2005 CAO RECOMMENDED	2004-2005 FINAL ADOPTED
APPROPRIATIONS				
Salaries and Employee Benefits	433,519	517,403	557,844	548,844
Services and Supplies	317,262	316,124	346,855	339,861
Other Charges	130,333	201,144	194,699	179,699
F/A Equipment	0	9,206	0	0
Other Financing Uses	28,500	580	0	0
TOTAL APPROPRIATIONS	\$ 909,614	\$ 1,044,457	\$ 1,099,398	\$ 1,068,404
REVENUES				
Taxes	285,281	324,976	359,017	359,017
Fines, Forfeitures, & Penalty	50	84	0	0
Revenue From Use of Money/Prop	30,399	30,869	34,820	34,820
Intergovernmental Rev State	16,288	18,197	14,638	14,638
Intergovernmental Rev Federal	2,400	0	0	0
Intergovernmental Rev Other	44,297	76,488	60,625	60,625
Charges For Services	342,716	389,633	423,147	423,147
Misc Revenue	6,703	35,388	28,300	28,300
General Fund Contribution	29,261	199,874	133,290	133,290
TOTAL REVENUES	\$ 757,395	\$ 1,075,509	\$ 1,053,837	\$ 1,053,837
NET COUNTY COST	\$ 152,219	\$ (31,052)	\$ 45,561	\$ 14,567

**COUNTY OF SOLANO
STATE OF CALIFORNIA SCHEDULE 09
BUDGET UNIT FINANCING USES DETAIL
FOR THE FISCAL YEAR 2004-2005**

**Rec & Cultural Services
Veterans' Memorial
001 - 7160 - VALLEJO VETERANS BUILDING**

FINANCING USES CLASSIFICATIONS APPROPRIATIONS AND REVENUES	2002-2003 ACTUALS	2003-2004 ACTUALS	2004-2005 CAO RECOMMENDED	2004-2005 FINAL ADOPTED
APPROPRIATIONS				
Services and Supplies	19,921	26,713	22,063	22,063
Other Charges	14,192	10,170	13,387	13,387
TOTAL APPROPRIATIONS	\$ 34,113	\$ 36,883	\$ 35,450	\$ 35,450
REVENUES				
TOTAL REVENUES	\$ 0	\$ 0	\$ 0	\$ 0
NET COUNTY COST	\$ 34,113	\$ 36,883	\$ 35,450	\$ 35,450

**COUNTY OF SOLANO
STATE OF CALIFORNIA SCHEDULE 09
BUDGET UNIT FINANCING USES DETAIL
FOR THE FISCAL YEAR 2004-2005**

**Debt Service
Retire-Long Term Debt
300 - 8000 - DEBT SERVICE**

FINANCING USES CLASSIFICATIONS APPROPRIATIONS AND REVENUES	2002-2003 ACTUALS	2003-2004 ACTUALS	2004-2005 CAO RECOMMENDED	2004-2005 FINAL ADOPTED
APPROPRIATIONS				
Other Charges	8	0	0	0
Other Financing Uses	0	48,995	0	0
TOTAL APPROPRIATIONS	\$ 8	\$ 48,995	\$ 0	\$ 0
REVENUES				
Taxes	246	0	0	0
Revenue From Use of Money/Prop	1,242	0	0	0
Intergovernmental Rev State	-3	0	0	0
TOTAL REVENUES	\$ 1,484	\$ 0	\$ 0	\$ 0
NET COUNTY COST	\$ (1,476)	\$ 48,995	\$ 0	\$ 0

**COUNTY OF SOLANO
STATE OF CALIFORNIA SCHEDULE 09
BUDGET UNIT FINANCING USES DETAIL
FOR THE FISCAL YEAR 2004-2005**

**Debt Service
Retire-Long Term Debt
306 - 8006 - 2004 PENSION OBLIG BONDS**

FINANCING USES CLASSIFICATIONS APPROPRIATIONS AND REVENUES	2002-2003 ACTUALS	2003-2004 ACTUALS	2004-2005 CAO RECOMMENDED	2004-2005 FINAL ADOPTED
APPROPRIATIONS				
Services and Supplies	0	27,204	0	0
Other Charges	0	0	0	232,054
TOTAL APPROPRIATIONS	\$ 0	\$ 27,204	\$ 0	\$ 232,054
REVENUES				
Misc Revenue	0	18,001	0	0
Other Financing Sources	0	7,264,096	0	0
TOTAL REVENUES	\$ 0	\$ 7,282,098	\$ 0	\$ 0
NET COUNTY COST	\$ 0	\$ (7,254,894)	\$ 0	\$ 232,054

**COUNTY OF SOLANO
STATE OF CALIFORNIA SCHEDULE 09
BUDGET UNIT FINANCING USES DETAIL
FOR THE FISCAL YEAR 2004-2005**

**Debt Service
Retire-Long Term Debt
302 - 8009 - 94 COP**

FINANCING USES CLASSIFICATIONS APPROPRIATIONS AND REVENUES	2002-2003 ACTUALS	2003-2004 ACTUALS	2004-2005 CAO RECOMMENDED	2004-2005 FINAL ADOPTED
APPROPRIATIONS				
Services and Supplies	750	795	1,000	1,000
Other Charges	787,495	786,625	6,548,000	6,548,000
Other Financing Uses	28,209	0	305,000	227,674
TOTAL APPROPRIATIONS	\$ 816,454	\$ 787,420	\$ 6,854,000	\$ 6,776,674
REVENUES				
Revenue From Use of Money/Prop	408,651	310,471	188,000	188,000
Other Financing Sources	0	795	0	0
TOTAL REVENUES	\$ 408,651	\$ 311,266	\$ 188,000	\$ 188,000
NET COUNTY COST	\$ 407,803	\$ 476,154	\$ 6,666,000	\$ 6,588,674

**COUNTY OF SOLANO
STATE OF CALIFORNIA SCHEDULE 09
BUDGET UNIT FINANCING USES DETAIL
FOR THE FISCAL YEAR 2004-2005**

**Debt Service
Retire-Long Term Debt
303 - 8010 - SOL CTY BLDG CORP DEBT SV**

FINANCING USES CLASSIFICATIONS APPROPRIATIONS AND REVENUES	2002-2003 ACTUALS	2003-2004 ACTUALS	2004-2005 CAO RECOMMENDED	2004-2005 FINAL ADOPTED
APPROPRIATIONS				
Services and Supplies	-25	0	0	0
TOTAL APPROPRIATIONS	<u>\$ (25)</u>	<u>\$ 0</u>	<u>\$ 0</u>	<u>\$ 0</u>
REVENUES				
TOTAL REVENUES	<u>\$ 0</u>	<u>\$ 0</u>	<u>\$ 0</u>	<u>\$ 0</u>
NET COUNTY COST	<u><u>\$ (25)</u></u>	<u><u>\$ 0</u></u>	<u><u>\$ 0</u></u>	<u><u>\$ 0</u></u>

**COUNTY OF SOLANO
STATE OF CALIFORNIA SCHEDULE 09
BUDGET UNIT FINANCING USES DETAIL
FOR THE FISCAL YEAR 2004-2005**

**Debt Service
Retire-Long Term Debt
304 - 8013 - COURTS EXPANSION/ACMS DSF**

FINANCING USES CLASSIFICATIONS APPROPRIATIONS AND REVENUES	2002-2003 ACTUALS	2003-2004 ACTUALS	2004-2005 CAO RECOMMENDED	2004-2005 FINAL ADOPTED
APPROPRIATIONS				
Services and Supplies	2,881	4,146	3,000	3,000
Other Charges	1,127,134	1,125,034	337,534	337,534
TOTAL APPROPRIATIONS	\$ 1,130,014	\$ 1,129,179	\$ 340,534	\$ 340,534
REVENUES				
Revenue From Use of Money/Prop	80,392	45,192	35,000	35,000
Other Financing Sources	340,134	302,478	189,083	189,083
TOTAL REVENUES	\$ 420,526	\$ 347,670	\$ 224,083	\$ 224,083
NET COUNTY COST	\$ 709,489	\$ 781,509	\$ 116,451	\$ 116,451

**COUNTY OF SOLANO
STATE OF CALIFORNIA SCHEDULE 09
BUDGET UNIT FINANCING USES DETAIL
FOR THE FISCAL YEAR 2004-2005**

**Debt Service
Retire-Long Term Debt
308 - 8015 - DSF-JAIL REROOF/HVAC RETROFIT**

FINANCING USES CLASSIFICATIONS APPROPRIATIONS AND REVENUES	2002-2003 ACTUALS	2003-2004 ACTUALS	2004-2005 CAO RECOMMENDED	2004-2005 FINAL ADOPTED
APPROPRIATIONS				
Other Charges	915,455	915,455	915,504	915,504
TOTAL APPROPRIATIONS	\$ 915,455	\$ 915,455	\$ 915,504	\$ 915,504
REVENUES				
Revenue From Use of Money/Prop	61	19	0	41
Other Financing Sources	915,455	913,023	915,456	915,456
TOTAL REVENUES	\$ 915,517	\$ 913,042	\$ 915,456	\$ 915,497
NET COUNTY COST	\$ (61)	\$ 2,413	\$ 48	\$ 7

**COUNTY OF SOLANO
STATE OF CALIFORNIA SCHEDULE 09
BUDGET UNIT FINANCING USES DETAIL
FOR THE FISCAL YEAR 2004-2005**

**Debt Service
Retire-Long Term Debt
332 - 8032 - 2002 CERTIFICATES OF PARTICIPA**

FINANCING USES CLASSIFICATIONS APPROPRIATIONS AND REVENUES	2002-2003 ACTUALS	2003-2004 ACTUALS	2004-2005 CAO RECOMMENDED	2004-2005 FINAL ADOPTED
APPROPRIATIONS				
Services and Supplies	2,465,898	4,246	8,075	8,075
Other Charges	2,342,876	5,961,238	5,989,575	5,989,575
Other Financing Uses	18,475	0	0	0
TOTAL APPROPRIATIONS	\$ 4,827,249	\$ 5,965,484	\$ 5,997,650	\$ 5,997,650
REVENUES				
Revenue From Use of Money/Prop	4,635,570	268,618	150,000	150,000
Other Financing Sources	12,189,900	341,944	524,375	524,375
TOTAL REVENUES	\$ 16,825,471	\$ 610,562	\$ 674,375	\$ 674,375
NET COUNTY COST	\$ (11,998,221)	\$ 5,354,922	\$ 5,323,275	\$ 5,323,275

**COUNTY OF SOLANO
STATE OF CALIFORNIA SCHEDULE 09
BUDGET UNIT FINANCING USES DETAIL
FOR THE FISCAL YEAR 2004-2005**

**Debt Service
Retire-Long Term Debt
303 - 8033 - 2001 REFUNDING COP**

FINANCING USES CLASSIFICATIONS APPROPRIATIONS AND REVENUES	2002-2003 ACTUALS	2003-2004 ACTUALS	2004-2005 CAO RECOMMENDED	2004-2005 FINAL ADOPTED
APPROPRIATIONS				
Services and Supplies	7,420	8,868	8,535	8,535
Other Charges	4,501,100	4,522,100	4,520,253	4,520,253
TOTAL APPROPRIATIONS	\$ 4,508,520	\$ 4,530,968	\$ 4,528,788	\$ 4,528,788
REVENUES				
Revenue From Use of Money/Prop	75,517	73,853	71,993	71,993
Other Financing Sources	4,477,100	4,334,144	4,356,795	4,356,795
TOTAL REVENUES	\$ 4,552,617	\$ 4,407,997	\$ 4,428,788	\$ 4,428,788
NET COUNTY COST	\$ (44,097)	\$ 122,971	\$ 100,000	\$ 100,000

**COUNTY OF SOLANO
STATE OF CALIFORNIA SCHEDULE 09
BUDGET UNIT FINANCING USES DETAIL
FOR THE FISCAL YEAR 2004-2005**

**Debt Service
Retire-Long Term Debt
334 - 8034 - HSS ADMIN/REFINANCE SPHF**

FINANCING USES CLASSIFICATIONS APPROPRIATIONS AND REVENUES	2002-2003 ACTUALS	2003-2004 ACTUALS	2004-2005 CAO RECOMMENDED	2004-2005 FINAL ADOPTED
APPROPRIATIONS				
Services and Supplies	4,605	8,384	8,535	8,535
Other Charges	2,627,080	2,628,381	2,619,882	2,619,882
Other Financing Uses	0	795	0	200,000
TOTAL APPROPRIATIONS	\$ 2,631,686	\$ 2,637,560	\$ 2,628,417	\$ 2,828,417
REVENUES				
Revenue From Use of Money/Prop	101,622	91,577	86,930	86,930
Charges For Services	0	0	1,070	1,070
Other Financing Sources	2,609,400	2,537,485	2,540,417	2,463,091
TOTAL REVENUES	\$ 2,711,021	\$ 2,629,062	\$ 2,628,417	\$ 2,551,091
NET COUNTY COST	\$ (79,336)	\$ 8,498	\$ 0	\$ 277,326

This Page Intentionally Left Blank

**COUNTY OF SOLANO
STATE OF CALIFORNIA SCHEDULE 10
OPERATION OF INTERNAL SERVICE FUND
OPERATIONAL STATEMENT
FOR THE FISCAL YEAR 2004-2005**

OPERATING DETAIL	2002-2003 ACTUALS	2003-2004 ACTUALS	2004-2005 CAO RECOMMENDED	2004-2005 FINAL ADOPTED
011 - COMMUNICATIONS - ISF				
Communications				
Charges for Services	1,984,110	2,040,289	2,232,800	2,232,800
TOTAL Operating Revenues	1,984,110	2,040,289	2,232,800	2,232,800
Salaries and Employee Benefits	702,325	725,198	831,820	831,820
Maintenance	57,002	42,851	75,166	75,166
Materials and Supplies	183,481	146,323	208,575	208,575
Insurance	6,139	5,220	8,274	8,274
Rent, Utilities and Other	1,518,665	1,279,494	1,308,206	1,308,206
Depreciation	26,843	26,255	0	26,255
TOTAL Operating Expenses	2,494,455	2,225,341	2,432,041	2,458,296
NET OPERATING INCOME (LOSS)	\$ (510,345)	\$ (185,052)	\$ (199,241)	\$ (225,496)
Interest Revenue	8,959	4,957	10,966	10,966
Operating Grants	97,174	0	0	0
Transfers In	0	250,000	0	0
Other Revenues	181,870	119,690	219,535	219,535
TOTAL Non-Operating Revenues	288,003	374,647	230,501	230,501
Interest Expense	172	0	0	0
Transfers Out	0	1,028	0	0
TOTAL Non-Operating Expenses	172	1,028	0	0
NET NON-OPERATING INCOME (LOSS)	\$ 287,831	\$ 373,619	\$ 230,501	\$ 230,501
NET GAIN/LOSS	\$ (222,514)	\$ 188,567	\$ 31,260	\$ 5,005

**COUNTY OF SOLANO
STATE OF CALIFORNIA SCHEDULE 10
OPERATION OF INTERNAL SERVICE FUND
OPERATIONAL STATEMENT
FOR THE FISCAL YEAR 2004-2005**

OPERATING DETAIL	2002-2003 ACTUALS	2003-2004 ACTUALS	2004-2005 CAO RECOMMENDED	2004-2005 FINAL ADOPTED
034 - FLEET MANAGEMENT				
Other General				
Charges for Services	3,353,735	2,872,558	3,527,350	3,527,350
TOTAL Operating Revenues	3,353,735	2,872,558	3,527,350	3,527,350
Salaries and Employee Benefits	749,730	808,463	895,500	895,500
Gasoline	529,850	522,366	560,000	560,000
Maintenance	771,682	648,918	694,030	694,030
Materials and Supplies	16,016	13,916	13,700	13,700
Insurance	16,028	11,846	10,084	10,084
Rent, Utilities and Other	280,920	317,166	316,646	316,646
Depreciation	963,267	1,123,160	0	1,123,160
TOTAL Operating Expenses	3,327,495	3,445,836	2,489,960	3,613,120
NET OPERATING INCOME (LOSS)	\$ 26,240	\$ (573,277)	\$ 1,037,390	\$ (85,770)
Interest Revenue	24,193	16,103	26,000	26,000
Transfers In	181,659	36,141	0	18,000
Gain(Loss) on Sale of F/A	14,018	-46,532	81,513	81,513
Other Revenues	135,906	116,176	103,000	103,000
TOTAL Non-Operating Revenues	355,777	121,888	210,513	228,513
Transfers Out	0	10,869	0	0
TOTAL Non-Operating Expenses	0	10,869	0	0
NET NON-OPERATING INCOME (LOSS)	\$ 355,777	\$ 111,019	\$ 210,513	\$ 228,513
NET GAIN/LOSS	\$ 382,017	\$ (462,258)	\$ 1,247,903	\$ 142,743

COUNTY OF SOLANO
STATE OF CALIFORNIA SCHEDULE 10
OPERATION OF INTERNAL SERVICE FUND
OPERATIONAL STATEMENT
FOR THE FISCAL YEAR 2004-2005

OPERATING DETAIL	2002-2003 ACTUALS	2003-2004 ACTUALS	2004-2005 CAO RECOMMENDED	2004-2005 FINAL ADOPTED
060 - RISK MANAGEMENT ISF				
Other General				
Charges for Services	9,887,590	11,699,998	12,497,811	12,497,811
TOTAL Operating Revenues	9,887,590	11,699,998	12,497,811	12,497,811
Salaries and Employee Benefits	595,413	679,492	775,681	775,681
Maintenance	507	255	400	400
Materials and Supplies	22,173	17,056	30,301	30,301
Insurance	9,045,233	6,347,544	13,288,425	13,288,425
Rent, Utilities and Other	1,199,367	1,340,082	1,986,591	1,986,591
Intra-Fund Transfer	-294,639	-366,124	-473,680	-473,680
TOTAL Operating Expenses	10,568,055	8,018,305	15,607,718	15,607,718
NET OPERATING INCOME (LOSS)	\$ (680,464)	\$ 3,681,694	\$ (3,109,907)	\$ (3,109,907)
Interest Revenue	103,776	132,285	225,000	225,000
Other Revenues	255,950	159,853	245,000	245,000
TOTAL Non-Operating Revenues	359,726	292,138	470,000	470,000
Transfers Out	0	890	0	0
Other Non-Operating Expense	0	0	100,000	100,000
TOTAL Non-Operating Expenses	0	890	100,000	100,000
NET NON-OPERATING INCOME (LOSS)	\$ 359,726	\$ 291,248	\$ 370,000	\$ 370,000
NET GAIN/LOSS	\$ (320,738)	\$ 3,972,942	\$ (2,739,907)	\$ (2,739,907)

**COUNTY OF SOLANO
STATE OF CALIFORNIA SCHEDULE 10
OPERATION OF INTERNAL SERVICE FUND
OPERATIONAL STATEMENT
FOR THE FISCAL YEAR 2004-2005**

OPERATING DETAIL	2002-2003 ACTUALS	2003-2004 ACTUALS	2004-2005 CAO RECOMMENDED	2004-2005 FINAL ADOPTED
370 - MIS DEPARTMENT				
Other General				
Charges for Services	10,150,433	11,223,528	11,349,077	11,349,077
TOTAL Operating Revenues	10,150,433	11,223,528	11,349,077	11,349,077
Salaries and Employee Benefits	701,796	2,198,941	2,818,214	2,879,700
Maintenance	309,192	304,723	476,866	476,866
Materials and Supplies	321,885	228,397	258,520	290,120
Insurance	3,897	5,907	6,681	6,681
Rent, Utilities and Other	7,135,230	7,476,006	7,418,654	7,613,167
Depreciation	584,731	509,154	0	509,155
TOTAL Operating Expenses	9,056,731	10,723,128	10,978,935	11,775,689
NET OPERATING INCOME (LOSS)	\$ 1,093,702	\$ 500,400	\$ 370,142	\$ (426,612)
Interest Revenue	24,129	14,991	0	0
Transfers In	5,762	0	58,730	58,730
Gain(Loss) on Sale of F/A	4,223	3,771	0	0
Other Revenues	3,539	133,624	0	0
TOTAL Non-Operating Revenues	37,653	152,386	58,730	58,730
Interest Expense	74,958	7,557	0	0
Transfers Out	0	2,989	0	0
TOTAL Non-Operating Expenses	74,958	10,546	0	0
NET NON-OPERATING INCOME (LOSS)	\$ (37,305)	\$ 141,840	\$ 58,730	\$ 58,730
NET GAIN/LOSS	\$ 1,056,397	\$ 642,240	\$ 428,872	\$ (367,882)

**COUNTY OF SOLANO
STATE OF CALIFORNIA SCHEDULE 10
OPERATION OF INTERNAL SERVICE FUND
OPERATIONAL STATEMENT
FOR THE FISCAL YEAR 2004-2005**

OPERATING DETAIL	2002-2003 ACTUALS	2003-2004 ACTUALS	2004-2005 CAO RECOMMENDED	2004-2005 FINAL ADOPTED
372 - SCIPS - ISF				
Other General				
Charges for Services	902,640	759,695	827,479	827,479
TOTAL Operating Revenues	902,640	759,695	827,479	827,479
Salaries and Employee Benefits	726,825	636,202	638,383	638,383
Maintenance	23,969	23,215	27,730	27,730
Materials and Supplies	17,531	7,585	17,750	17,750
Insurance	2,215	2,376	2,900	2,900
Rent, Utilities and Other	123,533	131,630	145,806	145,806
Depreciation	12,044	11,373	0	11,373
TOTAL Operating Expenses	906,118	812,380	832,569	843,942
NET OPERATING INCOME (LOSS)	\$ (3,477)	\$ (52,685)	\$ (5,090)	\$ (16,463)
Interest Revenue	13,281	8,553	8,500	8,500
Other Revenues	5,279	495	0	0
TOTAL Non-Operating Revenues	18,560	9,048	8,500	8,500
Transfers Out	0	838	58,730	58,730
TOTAL Non-Operating Expenses	0	838	58,730	58,730
NET NON-OPERATING INCOME (LOSS)	\$ 18,560	\$ 8,210	\$ (50,230)	\$ (50,230)
NET GAIN/LOSS	\$ 15,083	\$ (44,474)	\$ (55,320)	\$ (66,693)

**COUNTY OF SOLANO
STATE OF CALIFORNIA SCHEDULE 10
OPERATION OF INTERNAL SERVICE FUND
OPERATIONAL STATEMENT
FOR THE FISCAL YEAR 2004-2005**

OPERATING DETAIL	2002-2003 ACTUALS	2003-2004 ACTUALS	2004-2005 CAO RECOMMENDED	2004-2005 FINAL ADOPTED
404 - REPROGRAPHICS				
Other General				
Charges for Services	543,759	458,432	546,257	546,257
TOTAL Operating Revenues	543,759	458,432	546,257	546,257
Salaries and Employee Benefits	217,317	247,145	271,246	271,246
Maintenance	18,592	19,346	29,916	29,916
Materials and Supplies	99,123	69,220	120,450	120,450
Insurance	1,636	1,943	2,233	2,233
Rent, Utilities and Other	132,503	134,114	156,172	156,172
Depreciation	17,316	14,678	0	14,678
TOTAL Operating Expenses	486,486	486,446	580,017	594,695
NET OPERATING INCOME (LOSS)	\$ 57,273	\$ (28,014)	\$ (33,760)	\$ (48,438)
Interest Revenue	6,631	5,131	6,000	6,000
Other Revenues	0	15	0	0
TOTAL Non-Operating Revenues	6,631	5,146	6,000	6,000
Transfers Out	0	311	0	0
TOTAL Non-Operating Expenses	0	311	0	0
NET NON-OPERATING INCOME (LOSS)	\$ 6,631	\$ 4,835	\$ 6,000	\$ 6,000
NET GAIN/LOSS	\$ 63,904	\$ (23,178)	\$ (27,760)	\$ (42,438)

**COUNTY OF SOLANO
STATE OF CALIFORNIA SCHEDULE 11A
OPERATION OF ENTERPRISE FUND
OPERATIONAL STATEMENT
FOR THE FISCAL YEAR 2004-2005**

OPERATING DETAIL	2002-2003 ACTUALS	2003-2004 ACTUALS	2004-2005 CAO RECOMMENDED	2004-2005 FINAL ADOPTED
031 - FOUTS SPRINGS YOUTH FACILITY				
Fouts Springs Youth Facility				
Charges for Services	3,220,755	2,846,865	4,089,422	4,089,422
TOTAL Operating Revenues	3,220,755	2,846,865	4,089,422	4,089,422
Salaries and Employee Benefits	3,219,308	3,283,513	3,146,874	3,146,874
Maintenance	86,967	83,065	78,751	78,751
Materials and Supplies	437,406	287,237	420,432	420,432
Insurance	19,314	29,870	41,383	41,383
Rent, Utilities and Other	573,136	516,838	601,376	601,376
Depreciation	254,989	181,365	200,000	181,366
TOTAL Operating Expenses	4,591,119	4,381,888	4,488,816	4,470,182
NET OPERATING INCOME (LOSS)	\$ (1,370,364)	\$ (1,535,023)	\$ (399,394)	\$ (380,760)
Interest Revenue	66	0	0	0
Operating Grants	904,893	791,743	883,371	883,371
Transfers In	19,778	0	0	0
Other Revenues	7,305	3,797	0	0
TOTAL Non-Operating Revenues	932,041	795,540	883,371	883,371
Interest Expense	4,287	15,511	10,545	10,545
Transfers Out	0	2,414	0	0
TOTAL Non-Operating Expenses	4,287	17,925	10,545	10,545
NET NON-OPERATING INCOME (LOSS)	\$ 927,754	\$ 777,615	\$ 872,826	\$ 872,826
NET GAIN/LOSS	\$ (442,610)	\$ (757,408)	\$ 473,432	\$ 492,066

**COUNTY OF SOLANO
STATE OF CALIFORNIA SCHEDULE 11A
OPERATION OF ENTERPRISE FUND
OPERATIONAL STATEMENT
FOR THE FISCAL YEAR 2004-2005**

OPERATING DETAIL	2002-2003 ACTUALS	2003-2004 ACTUALS	2004-2005 CAO RECOMMENDED	2004-2005 FINAL ADOPTED
047 - AIRPORT ENTERPRISE				
Nut Tree Airport				
Charges for Services	766,297	872,309	804,905	804,905
TOTAL Operating Revenues	766,297	872,309	804,905	804,905
Salaries and Employee Benefits	198,687	152,339	246,903	246,903
Maintenance	57,506	79,652	62,000	62,000
Materials and Supplies	453,678	508,706	437,309	437,309
Insurance	12,145	12,006	16,391	16,391
Rent, Utilities and Other	169,719	245,072	242,549	242,549
Depreciation	233,740	235,705	0	235,705
TOTAL Operating Expenses	1,125,476	1,233,480	1,005,152	1,240,857
NET OPERATING INCOME (LOSS)	\$ (359,180)	\$ (361,171)	\$ (200,247)	\$ (435,952)
Interest Revenue	5,181	6,476	5,800	5,800
Operating Grants	92,928	18,539	1,481,900	1,481,900
Gain(Loss) on Sale of F/A	10,500	0	0	0
Other Revenues	194,450	236,404	241,867	241,867
TOTAL Non-Operating Revenues	303,059	261,419	1,729,567	1,729,567
Interest Expense	623	0	0	0
Transfers Out	0	119	351,000	351,000
TOTAL Non-Operating Expenses	623	119	351,000	351,000
NET NON-OPERATING INCOME (LOSS)	\$ 302,436	\$ 261,300	\$ 1,378,567	\$ 1,378,567
NET GAIN/LOSS	\$ (56,743)	\$ (99,871)	\$ 1,178,320	\$ 942,615

**COUNTY OF SOLANO
STATE OF CALIFORNIA SCHEDULE 11A
OPERATION OF ENTERPRISE FUND
OPERATIONAL STATEMENT
FOR THE FISCAL YEAR 2004-2005**

OPERATING DETAIL	2002-2003 ACTUALS	2003-2004 ACTUALS	2004-2005 CAO RECOMMENDED	2004-2005 FINAL ADOPTED
310 - SPECIAL AVIATION				
Nut Tree Airport				
Charges for Services	163,213	170,742	203,296	203,296
TOTAL Operating Revenues	163,213	170,742	203,296	203,296
TOTAL Operating Expenses	0	0	0	0
NET OPERATING INCOME (LOSS)	\$ 163,213	\$ 170,742	\$ 203,296	\$ 203,296
Interest Revenue	13,891	21,541	15,000	15,000
Transfers In	0	0	351,000	351,000
Other Revenues	0	22,102	2,000	2,000
TOTAL Non-Operating Revenues	13,891	43,643	368,000	368,000
Interest Expense	25,477	78,108	68,340	68,340
TOTAL Non-Operating Expenses	25,477	78,108	68,340	68,340
NET NON-OPERATING INCOME (LOSS)	\$ (11,586)	\$ (34,465)	\$ 299,660	\$ 299,660
NET GAIN/LOSS	\$ 151,627	\$ 136,277	\$ 502,956	\$ 502,956

This Page Intentionally Left Blank

**COUNTY OF SOLANO
STATE OF CALIFORNIA SCHEDULE 11B
OPERATION OF ENTERPRISE FUND
OPERATIONAL STATEMENT
FOR THE FISCAL YEAR 2004-2005**

OPERATING DETAIL	12/31/2002 ACTUALS	12/31/2003 ACTUALS	12/31/2004 CAO RECOMMENDED	12/31/2004 FINAL ADOPTED
235 - SOLANO CO FAIR				
Solano County Fair				
Charges for Services	166,712	163,054	2,756,432	5,031,148
TOTAL Operating Revenues	166,712	163,054	2,756,432	5,031,148
Salaries and Employee Benefits	0	0	2,197,516	2,197,516
Maintenance	0	0	265,500	265,500
Materials and Supplies	0	0	271,926	271,926
Insurance	0	0	75,000	75,000
Rent, Utilities and Other	102,841	98,000	2,178,829	2,178,829
Depreciation	0	0	390,000	390,000
TOTAL Operating Expenses	102,841	98,000	5,378,771	5,378,771
NET OPERATING INCOME (LOSS)	\$ 63,870	\$ 65,054	\$ (2,622,339)	\$ (347,623)
Interest Revenue	29,433	15,241	20,000	27,480
Operating Grants	0	0	40,000	89,304
Transfers In	126,841	98,000	100,000	100,000
Other Revenues	0	0	2,471,500	0
TOTAL Non-Operating Revenues	156,274	113,241	2,631,500	216,784
TOTAL Non-Operating Expenses	0	0	0	0
NET NON-OPERATING INCOME (LOSS)	\$ 156,274	\$ 113,241	\$ 2,631,500	\$ 216,784
NET GAIN/LOSS	\$ 220,145	\$ 178,296	\$ 9,161	\$ (130,839)

This Page Intentionally Left Blank

COUNTY OF SOLANO
 STATE OF CALIFORNIA SCHEDULE 13
 BUDGET SUMMARY FOR SPECIAL DISTRICTS
 FOR FISCAL YEAR 2004-2005

FUND AND DISTRICT	FUND BALANCE UNRESERVED UNDESIGNATED 6/30/2004	CANCELLATION OF PRIOR RESERVES	ESTIMATED ADDITIONAL FINANCING SOURCES	TOTAL FINANCING AVAILABLE	ESTIMATED FINANCING USES	RESERVES AND/OR DESIGNATIONS NEW OR INC	TOTAL FINANCING REQUIREMENT
046 COUNTY CONSOLIDATED SVC AREA	418,139	0	92,134	510,273	179,425	330,848	510,273
134 EAST VJO FIRE DISTRICT	3,152	0	360,521	363,673	353,560	10,113	363,673
160 RURAL NO VACAVILLE WATER DIST	21,833		187,652	209,485	158,382	51,103	209,485
164 RNVWD DEBT SERVICE FUND	267,422	105,272	952,561	1,325,255	1,325,255	0	1,325,255
TOTAL	\$ 710,546	\$ 105,272	\$ 1,592,868	\$ 2,408,686	\$ 2,016,622	\$ 392,064	\$ 2,408,686

COUNTY OF SOLANO
STATE OF CALIFORNIA SCHEDULE 14
ANALYSIS OF FUND BALANCE UNRESERVED/UNDESIGNATED
OF SPECIAL DISTRICTS
AS OF JUNE 30, 2005

FUND AND DISTRICT	FUND BALANCE 06/30/2004	ENCUM.	GENERAL AND OTHER RESERVES	DESIG.	FUND BALANCE 06/30/2004
046 COUNTY CONSOLIDATED SVC AREA	418,139	0	0	0	418,139
134 EAST VJO FIRE DISTRICT	3,152	0	0	0	3,152
160 RURAL NO VACAVILLE WATER DIST	42,695	0	20,862	0	21,833
164 RNVWD DEBT SERVICE FUND	1,973,020	0	0	1,705,598	267,422
TOTAL	\$ 2,437,005	\$ 0	\$ 20,862	\$ 1,705,598	\$ 710,546

COUNTY OF SOLANO
 STATE OF CALIFORNIA SCHEDULE 15
 DETAIL OF PROVISIONS FOR RESERVES/DESIGNATIONS
 OF SPECIAL DISTRICTS
 FOR FISCAL YEAR 2004-2005

FUND AND DISTRICT	RESERVES DESIGNATION BALANCE 6/30/2004	RESERVES DESIG. CANCEL RECOMM.	RESERVES DESIG. CANCEL APPROVED	RESEVES DESIG. INCREASE RECOMM.	RESERVES DESIG. INCREASE APPROVED	TOTAL RESERVES DESIG. FOR BUDGET YEAR
046 COUNTY CONSOLIDATED SVC AREA	0	0	0	0	330,848	330,848
134 EAST VJO FIRE DISTRICT	0	0	0	6,961	10,113	10,113
160 RURAL NO VACAVILLE WATER DIST	20,862	0	0	192,197	51,103	71,965
164 RNVWD DEBT SERVICE FUND	1,705,598	0	105,272	0	0	1,600,326
TOTAL	\$ 1,726,460	\$ 0	\$ 105,272	\$ 199,158	\$ 392,064	\$ 2,013,252

COUNTY OF SOLANO
STATE OF CALIFORNIA SCHEDULE 16
SPECIAL DISTRICTS BUDGET DETAIL
GOVERNED BY THE BOARD OF SUPERVISORS
FOR THE FISCAL YEAR 2004-2005

FINANCING SOURCES	2002-2003	2003-2004	2004-2005	2004-2005
FUND AND DESCRIPTION	ACTUALS	ACTUALS	CAO	FINAL
			RECOMMENDED	ADOPTED
<hr/>				
041 - CO SVCE AREA S4				
Taxes	2,611	2,775	0	0
Revenue From Use of Money/Prop	384	278	0	0
Intergovernmental Rev State	42	41	0	0
TOTAL FINANCING AVAILABLE	<u>\$ 3,038</u>	<u>\$ 3,094</u>	<u>\$ 0</u>	<u>\$ 0</u>

COUNTY OF SOLANO
STATE OF CALIFORNIA SCHEDULE 16
SPECIAL DISTRICTS BUDGET DETAIL
GOVERNED BY THE BOARD OF SUPERVISORS
FOR THE FISCAL YEAR 2004-2005

FINANCING REQUIREMENTS FUND AND DESCRIPTION	2002-2003 ACTUALS	2003-2004 ACTUALS	2004-2005 CAO RECOMMENDED	2004-2005 FINAL ADOPTED
<hr/>				
041 - CO SVCE AREA S4				
Services and Supplies	2,492	4,245	0	0
Other Charges	12	631	0	0
Residual Equity Transfers	0	13,073	0	0
TOTAL FINANCING REQUIREMENTS	<u>\$ 2,504</u>	<u>\$ 17,950</u>	<u>\$ 0</u>	<u>\$ 0</u>

COUNTY OF SOLANO
STATE OF CALIFORNIA SCHEDULE 16
SPECIAL DISTRICTS BUDGET DETAIL
GOVERNED BY THE BOARD OF SUPERVISORS
FOR THE FISCAL YEAR 2004-2005

FINANCING SOURCES FUND AND DESCRIPTION	2002-2003 ACTUALS	2003-2004 ACTUALS	2004-2005 CAO RECOMMENDED	2004-2005 FINAL ADOPTED
042 - CO SVCE AREA S5				
Taxes	2,816	12,178	0	0
Revenue From Use of Money/Prop	2,185	2,229	0	0
Intergovernmental Rev State	280	291	0	0
Intergovernmental Rev Other	0	25,767	0	0
TOTAL FINANCING AVAILABLE	<u>\$ 5,280</u>	<u>\$ 40,465</u>	<u>\$ 0</u>	<u>\$ 0</u>

COUNTY OF SOLANO
STATE OF CALIFORNIA SCHEDULE 16
SPECIAL DISTRICTS BUDGET DETAIL
GOVERNED BY THE BOARD OF SUPERVISORS
FOR THE FISCAL YEAR 2004-2005

FINANCING REQUIREMENTS FUND AND DESCRIPTION	2002-2003 ACTUALS	2003-2004 ACTUALS	2004-2005 CAO RECOMMENDED	2004-2005 FINAL ADOPTED
042 - CO SVCE AREA S5				
Services and Supplies	8,325	22,730	0	0
Other Charges	76	699	0	0
Residual Equity Transfers	0	100,250	0	0
TOTAL FINANCING REQUIREMENTS	<u>\$ 8,401</u>	<u>\$ 123,678</u>	<u>\$ 0</u>	<u>\$ 0</u>

COUNTY OF SOLANO
STATE OF CALIFORNIA SCHEDULE 16
SPECIAL DISTRICTS BUDGET DETAIL
GOVERNED BY THE BOARD OF SUPERVISORS
FOR THE FISCAL YEAR 2004-2005

FINANCING SOURCES FUND AND DESCRIPTION	2002-2003 ACTUALS	2003-2004 ACTUALS	2004-2005 CAO RECOMMENDED	2004-2005 FINAL ADOPTED
043 - CO SVCE AREA S6				
Taxes	13,583	14,562	0	0
Revenue From Use of Money/Prop	2,994	2,311	0	0
Intergovernmental Rev State	218	214	0	0
TOTAL FINANCING AVAILABLE	<u>\$ 16,796</u>	<u>\$ 17,088</u>	<u>\$ 0</u>	<u>\$ 0</u>

COUNTY OF SOLANO
STATE OF CALIFORNIA SCHEDULE 16
SPECIAL DISTRICTS BUDGET DETAIL
GOVERNED BY THE BOARD OF SUPERVISORS
FOR THE FISCAL YEAR 2004-2005

FINANCING REQUIREMENTS FUND AND DESCRIPTION	2002-2003 ACTUALS	2003-2004 ACTUALS	2004-2005 CAO RECOMMENDED	2004-2005 FINAL ADOPTED
043 - CO SVCE AREA S6				
Services and Supplies	5,260	10,185	0	0
Other Charges	61	682	0	0
Residual Equity Transfers	0	129,250	0	0
TOTAL FINANCING REQUIREMENTS	\$ 5,321	\$ 140,117	\$ 0	\$ 0

COUNTY OF SOLANO
STATE OF CALIFORNIA SCHEDULE 16
SPECIAL DISTRICTS BUDGET DETAIL
GOVERNED BY THE BOARD OF SUPERVISORS
FOR THE FISCAL YEAR 2004-2005

FINANCING SOURCES FUND AND DESCRIPTION	2002-2003 ACTUALS	2003-2004 ACTUALS	2004-2005 CAO RECOMMENDED	2004-2005 FINAL ADOPTED
045 - CO SVCE AREA S8				
Taxes	4,748	12,666	0	0
Revenue From Use of Money/Prop	1,435	1,739	0	0
Intergovernmental Rev State	292	289	0	0
Intergovernmental Rev Other	0	24,230	0	0
TOTAL FINANCING AVAILABLE	<u>\$ 6,474</u>	<u>\$ 38,925</u>	<u>\$ 0</u>	<u>\$ 0</u>

COUNTY OF SOLANO
STATE OF CALIFORNIA SCHEDULE 16
SPECIAL DISTRICTS BUDGET DETAIL
GOVERNED BY THE BOARD OF SUPERVISORS
FOR THE FISCAL YEAR 2004-2005

FINANCING REQUIREMENTS FUND AND DESCRIPTION	2002-2003 ACTUALS	2003-2004 ACTUALS	2004-2005 CAO RECOMMENDED	2004-2005 FINAL ADOPTED
045 - CO SVCE AREA S8				
Services and Supplies	6,048	17,653	0	0
Other Charges	81	703	0	0
Residual Equity Transfers	0	76,324	0	0
TOTAL FINANCING REQUIREMENTS	\$ 6,129	\$ 94,679	\$ 0	\$ 0

COUNTY OF SOLANO
STATE OF CALIFORNIA SCHEDULE 16
SPECIAL DISTRICTS BUDGET DETAIL
GOVERNED BY THE BOARD OF SUPERVISORS
FOR THE FISCAL YEAR 2004-2005

FINANCING SOURCES FUND AND DESCRIPTION	2002-2003 ACTUALS	2003-2004 ACTUALS	2004-2005 CAO RECOMMENDED	2004-2005 FINAL ADOPTED
046 - COUNTY CONSOLIDATED SVC AREA				
Taxes	0	0	81,660	81,660
Revenue From Use of Money/Prop	0	0	9,395	9,395
Intergovernmental Rev State	0	0	1,079	1,079
Residual Equity Transfers	0	418,139	0	0
Fund Balance	0	0	87,291	418,139
TOTAL FINANCING AVAILABLE	\$ 0	\$ 418,139	\$ 179,425	\$ 510,273

COUNTY OF SOLANO
STATE OF CALIFORNIA SCHEDULE 16
SPECIAL DISTRICTS BUDGET DETAIL
GOVERNED BY THE BOARD OF SUPERVISORS
FOR THE FISCAL YEAR 2004-2005

FINANCING REQUIREMENTS FUND AND DESCRIPTION	2002-2003 ACTUALS	2003-2004 ACTUALS	2004-2005 CAO RECOMMENDED	2004-2005 FINAL ADOPTED
046 - COUNTY CONSOLIDATED SVC AREA				
Services and Supplies	0	0	178,350	178,350
Other Charges	0	0	1,075	1,075
Contingencies and Reserves	0	0	0	330,848
TOTAL FINANCING REQUIREMENTS	<u>\$ 0</u>	<u>\$ 0</u>	<u>\$ 179,425</u>	<u>\$ 510,273</u>

COUNTY OF SOLANO
STATE OF CALIFORNIA SCHEDULE 16
SPECIAL DISTRICTS BUDGET DETAIL
GOVERNED BY THE BOARD OF SUPERVISORS
FOR THE FISCAL YEAR 2004-2005

FINANCING SOURCES FUND AND DESCRIPTION	2002-2003 ACTUALS	2003-2004 ACTUALS	2004-2005 CAO RECOMMENDED	2004-2005 FINAL ADOPTED
134 - EAST VJO FIRE DISTRICT				
Taxes	187,445	268,584	349,258	349,258
Revenue From Use of Money/Prop	2,094	8,153	6,500	6,500
Intergovernmental Rev State	4,928	4,886	4,763	4,763
Intergovernmental Rev Other	0	177,320	0	0
Fund Balance	0	0	0	3,152
TOTAL FINANCING AVAILABLE	<u>\$ 194,467</u>	<u>\$ 458,943</u>	<u>\$ 360,521</u>	<u>\$ 363,673</u>

COUNTY OF SOLANO
STATE OF CALIFORNIA SCHEDULE 16
SPECIAL DISTRICTS BUDGET DETAIL
GOVERNED BY THE BOARD OF SUPERVISORS
FOR THE FISCAL YEAR 2004-2005

FINANCING REQUIREMENTS FUND AND DESCRIPTION	2002-2003 ACTUALS	2003-2004 ACTUALS	2004-2005 CAO RECOMMENDED	2004-2005 FINAL ADOPTED
134 - EAST VJO FIRE DISTRICT				
Services and Supplies	193,055	454,358	352,560	352,560
Other Charges	1,413	1,434	1,000	1,000
Contingencies and Reserves	0	0	6,961	10,113
TOTAL FINANCING REQUIREMENTS	<u>\$ 194,467</u>	<u>\$ 455,792</u>	<u>\$ 360,521</u>	<u>\$ 363,673</u>

COUNTY OF SOLANO
STATE OF CALIFORNIA SCHEDULE 16
SPECIAL DISTRICTS BUDGET DETAIL
GOVERNED BY THE BOARD OF SUPERVISORS
FOR THE FISCAL YEAR 2004-2005

FINANCING SOURCES FUND AND DESCRIPTION	2002-2003 ACTUALS	2003-2004 ACTUALS	2004-2005 CAO RECOMMENDED	2004-2005 FINAL ADOPTED
154 - ELMIRA ST LIGHTING DISTRICT				
Taxes	5,726	6,222	0	0
Revenue From Use of Money/Prop	1,674	1,016	0	0
Intergovernmental Rev State	90	89	0	0
TOTAL FINANCING AVAILABLE	<u>\$ 7,490</u>	<u>\$ 7,327</u>	<u>\$ 0</u>	<u>\$ 0</u>

COUNTY OF SOLANO
STATE OF CALIFORNIA SCHEDULE 16
SPECIAL DISTRICTS BUDGET DETAIL
GOVERNED BY THE BOARD OF SUPERVISORS
FOR THE FISCAL YEAR 2004-2005

FINANCING REQUIREMENTS FUND AND DESCRIPTION	2002-2003 ACTUALS	2003-2004 ACTUALS	2004-2005 CAO RECOMMENDED	2004-2005 FINAL ADOPTED
154 - ELMIRA ST LIGHTING DISTRICT				
Services and Supplies	18,673	3,804	0	0
Other Charges	26	645	0	0
Residual Equity Transfers	0	55,601	0	0
TOTAL FINANCING REQUIREMENTS	<u>\$ 18,699</u>	<u>\$ 60,050</u>	<u>\$ 0</u>	<u>\$ 0</u>

COUNTY OF SOLANO
STATE OF CALIFORNIA SCHEDULE 16
SPECIAL DISTRICTS BUDGET DETAIL
GOVERNED BY THE BOARD OF SUPERVISORS
FOR THE FISCAL YEAR 2004-2005

FINANCING SOURCES FUND AND DESCRIPTION	2002-2003 ACTUALS	2003-2004 ACTUALS	2004-2005 CAO RECOMMENDED	2004-2005 FINAL ADOPTED
155 - GREEN VLY ST LIGHTING DISTRICT				
Taxes	4,055	4,313	0	0
Revenue From Use of Money/Prop	389	133	0	0
Intergovernmental Rev State	65	63	0	0
TOTAL FINANCING AVAILABLE	<u>\$ 4,509</u>	<u>\$ 4,510</u>	<u>\$ 0</u>	<u>\$ 0</u>

COUNTY OF SOLANO
STATE OF CALIFORNIA SCHEDULE 16
SPECIAL DISTRICTS BUDGET DETAIL
GOVERNED BY THE BOARD OF SUPERVISORS
FOR THE FISCAL YEAR 2004-2005

FINANCING REQUIREMENTS FUND AND DESCRIPTION	2002-2003 ACTUALS	2003-2004 ACTUALS	2004-2005 CAO RECOMMENDED	2004-2005 FINAL ADOPTED
155 - GREEN VLY ST LIGHTING DISTRICT				
Services and Supplies	12,765	3,050	0	0
Other Charges	18	638	0	0
Residual Equity Transfers	0	7,751	0	0
TOTAL FINANCING REQUIREMENTS	\$ 12,783	\$ 11,439	\$ 0	\$ 0

COUNTY OF SOLANO
STATE OF CALIFORNIA SCHEDULE 16
SPECIAL DISTRICTS BUDGET DETAIL
GOVERNED BY THE BOARD OF SUPERVISORS
FOR THE FISCAL YEAR 2004-2005

FINANCING SOURCES FUND AND DESCRIPTION	2002-2003 ACTUALS	2003-2004 ACTUALS	2004-2005 CAO RECOMMENDED	2004-2005 FINAL ADOPTED
156 - BENICIA RD LIGHTING DISTRICT				
Taxes	4,259	4,764	0	0
Revenue From Use of Money/Prop	494	367	0	0
Intergovernmental Rev State	68	69	0	0
TOTAL FINANCING AVAILABLE	<u>\$ 4,821</u>	<u>\$ 5,200</u>	<u>\$ 0</u>	<u>\$ 0</u>

COUNTY OF SOLANO
STATE OF CALIFORNIA SCHEDULE 16
SPECIAL DISTRICTS BUDGET DETAIL
GOVERNED BY THE BOARD OF SUPERVISORS
FOR THE FISCAL YEAR 2004-2005

FINANCING REQUIREMENTS FUND AND DESCRIPTION	2002-2003 ACTUALS	2003-2004 ACTUALS	2004-2005 CAO RECOMMENDED	2004-2005 FINAL ADOPTED
156 - BENICIA RD LIGHTING DISTRICT				
Services and Supplies	4,573	3,269	0	0
Other Charges	19	639	0	0
Residual Equity Transfers	0	20,382	0	0
TOTAL FINANCING REQUIREMENTS	\$ 4,593	\$ 24,290	\$ 0	\$ 0

COUNTY OF SOLANO
STATE OF CALIFORNIA SCHEDULE 16
SPECIAL DISTRICTS BUDGET DETAIL
GOVERNED BY THE BOARD OF SUPERVISORS
FOR THE FISCAL YEAR 2004-2005

FINANCING SOURCES FUND AND DESCRIPTION	2002-2003 ACTUALS	2003-2004 ACTUALS	2004-2005 CAO RECOMMENDED	2004-2005 FINAL ADOPTED
157 - SANDY BEACH LIGHTING DISTRICT				
Taxes	3,040	3,168	0	0
Revenue From Use of Money/Prop	400	286	0	0
Intergovernmental Rev State	49	47	0	0
TOTAL FINANCING AVAILABLE	<u>\$ 3,489</u>	<u>\$ 3,502</u>	<u>\$ 0</u>	<u>\$ 0</u>

COUNTY OF SOLANO
STATE OF CALIFORNIA SCHEDULE 16
SPECIAL DISTRICTS BUDGET DETAIL
GOVERNED BY THE BOARD OF SUPERVISORS
FOR THE FISCAL YEAR 2004-2005

FINANCING REQUIREMENTS FUND AND DESCRIPTION	2002-2003 ACTUALS	2003-2004 ACTUALS	2004-2005 CAO RECOMMENDED	2004-2005 FINAL ADOPTED
157 - SANDY BEACH LIGHTING DISTRICT				
Services and Supplies	3,386	2,565	0	0
Other Charges	14	634	0	0
Residual Equity Transfers	0	15,507	0	0
TOTAL FINANCING REQUIREMENTS	<u>\$ 3,400</u>	<u>\$ 18,705</u>	<u>\$ 0</u>	<u>\$ 0</u>

COUNTY OF SOLANO
STATE OF CALIFORNIA SCHEDULE 16
SPECIAL DISTRICTS BUDGET DETAIL
GOVERNED BY THE BOARD OF SUPERVISORS
FOR THE FISCAL YEAR 2004-2005

FINANCING SOURCES	2002-2003	2003-2004	2004-2005	2004-2005
FUND AND DESCRIPTION	ACTUALS	ACTUALS	CAO	FINAL
			RECOMMENDED	ADOPTED
<hr/>				
160 - RURAL NO VACAVILLE WATER DIST				
Revenue From Use of Money/Prop	750	0	0	0
Charges For Services	37,713	126,009	158,382	158,382
Misc Revenue	0	3,395	0	0
Other Financing Sources	6,168,861	0	29,270	29,270
Fund Balance	0	0	162,927	21,833
TOTAL FINANCING AVAILABLE	\$ 6,207,323	\$ 129,404	\$ 350,579	\$ 209,485

COUNTY OF SOLANO
STATE OF CALIFORNIA SCHEDULE 16
SPECIAL DISTRICTS BUDGET DETAIL
GOVERNED BY THE BOARD OF SUPERVISORS
FOR THE FISCAL YEAR 2004-2005

FINANCING REQUIREMENTS FUND AND DESCRIPTION	2002-2003 ACTUALS	2003-2004 ACTUALS	2004-2005 CAO RECOMMENDED	2004-2005 FINAL ADOPTED
160 - RURAL NO VACAVILLE WATER DIST				
Services and Supplies	67,098	191,250	138,272	138,272
Other Charges	3,686	15,288	20,110	20,110
F/A Bldgs and Imprmts	4,246,226	0	0	0
Contingencies and Reserves	0	0	192,197	51,103
TOTAL FINANCING REQUIREMENTS	\$ 4,317,010	\$ 206,539	\$ 350,579	\$ 209,485

COUNTY OF SOLANO
STATE OF CALIFORNIA SCHEDULE 16
SPECIAL DISTRICTS BUDGET DETAIL
GOVERNED BY THE BOARD OF SUPERVISORS
FOR THE FISCAL YEAR 2004-2005

FINANCING SOURCES FUND AND DESCRIPTION	2002-2003 ACTUALS	2003-2004 ACTUALS	2004-2005 CAO RECOMMENDED	2004-2005 FINAL ADOPTED
164 - RNVWD DEBT SERVICE FUND				
Taxes	989,163	932,253	930,561	930,561
Revenue From Use of Money/Prop	27,643	27,075	22,000	22,000
From Reserve	0	0	0	105,272
Fund Balance	0	0	372,694	267,422
TOTAL FINANCING AVAILABLE	<u>\$ 1,016,806</u>	<u>\$ 959,327</u>	<u>\$ 1,325,255</u>	<u>\$ 1,325,255</u>

COUNTY OF SOLANO
STATE OF CALIFORNIA SCHEDULE 16
SPECIAL DISTRICTS BUDGET DETAIL
GOVERNED BY THE BOARD OF SUPERVISORS
FOR THE FISCAL YEAR 2004-2005

FINANCING REQUIREMENTS FUND AND DESCRIPTION	2002-2003 ACTUALS	2003-2004 ACTUALS	2004-2005 CAO RECOMMENDED	2004-2005 FINAL ADOPTED
164 - RNVWD DEBT SERVICE FUND				
Services and Supplies	2,464	8,029	15,000	15,000
Other Charges	297,543	708,877	1,280,985	1,280,985
Other Financing Uses	0	0	29,270	29,270
TOTAL FINANCING REQUIREMENTS	<u>\$ 300,007</u>	<u>\$ 716,906</u>	<u>\$ 1,325,255</u>	<u>\$ 1,325,255</u>