

COMMUNITY THEMES and STRENGTHS ASSESSMENT

Preliminary Data



Healthy People – Healthy Community



Community Themes and Strengths Assessments (CTSA)

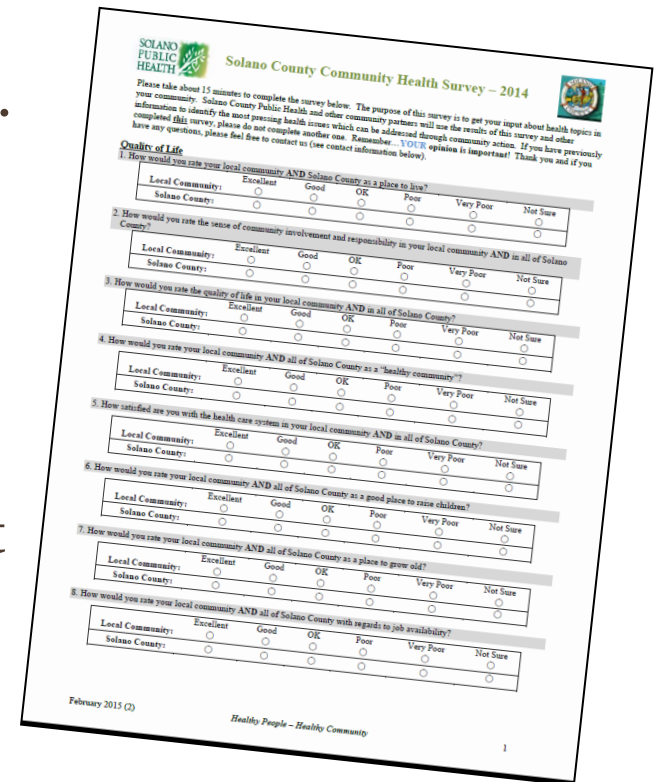
- Four MAPP Assessments:
 1. Local Public Health System Assessment
 2. Community Health Status Assessment
 3. Forces of Change Assessment
 4. **Community Themes and Strengths Assessment:** *provides a deeper understanding of the issues the residents feel are important about the health of their community and quality of life.*

Community Health Surveys

- Purpose: To get the community's input about health topics in their community.
- Surveys available in English and Spanish.

For over a year, surveys have been distributed and collected at 30 different community events and meetings throughout Solano County.

As of June 1st, 2015, 857 surveys have been collected.



The image shows a sample of the Solano County Community Health Survey - 2014. The form is titled "Solano County Community Health Survey - 2014" and includes the Solano Public Health logo. It contains instructions and a series of questions (1-8) with radio button options for "Excellent", "Good", "OK", "Poor", "Very Poor", and "Not Sure". The questions are:

1. How would you rate your local community AND Solano County as a place to live?
2. How would you rate the sense of community involvement and responsibility in your local community AND in all of Solano County?
3. How would you rate the quality of life in your local community AND in all of Solano County?
4. How would you rate your local community AND all of Solano County as a "healthy community"?
5. How satisfied are you with the health care system in your local community AND in all of Solano County?
6. How would you rate your local community AND all of Solano County as a good place to raise children?
7. How would you rate your local community AND all of Solano County as a place to grow old?
8. How would you rate your local community AND all of Solano County with regards to job availability?

The form also includes the date "February 2015 (2)", the slogan "Healthy People - Healthy Community", and a page number "1".

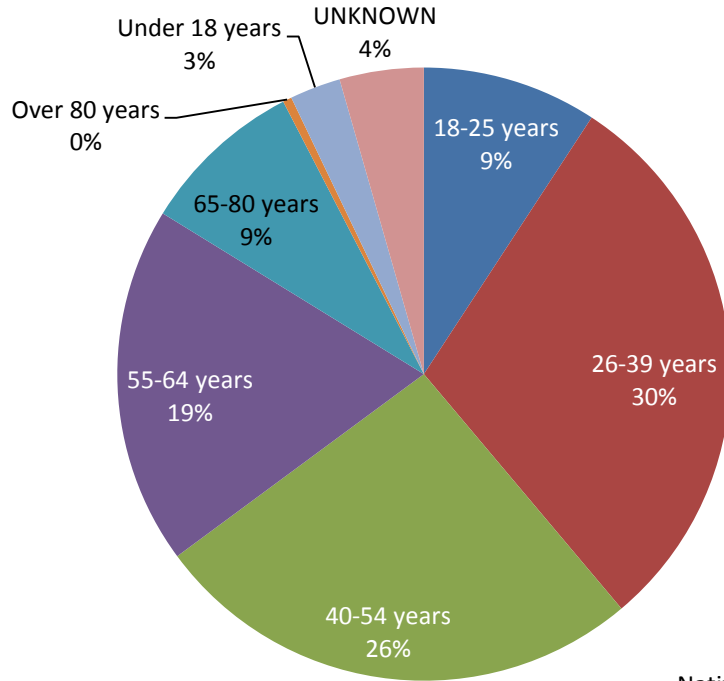
CTSA Survey Respondents

	Percentage
Solano resident	
Yes	92.4
No	4.2
Unknown	3.4
City of Residence	
Benicia	2.7
Dixon	1.1
Fairfield	37.5
Rio Vista	1.3
Suisun City	8.2
Vacaville	18.7
Vallejo	21.5
Unincorporated Area	0.6
Other	2.1
Not a Solano Resident	2.1
Unknown	4.4
Gender	
Female	75.7
Male	18.1
Unknown	6.2
Total surveys = 857	

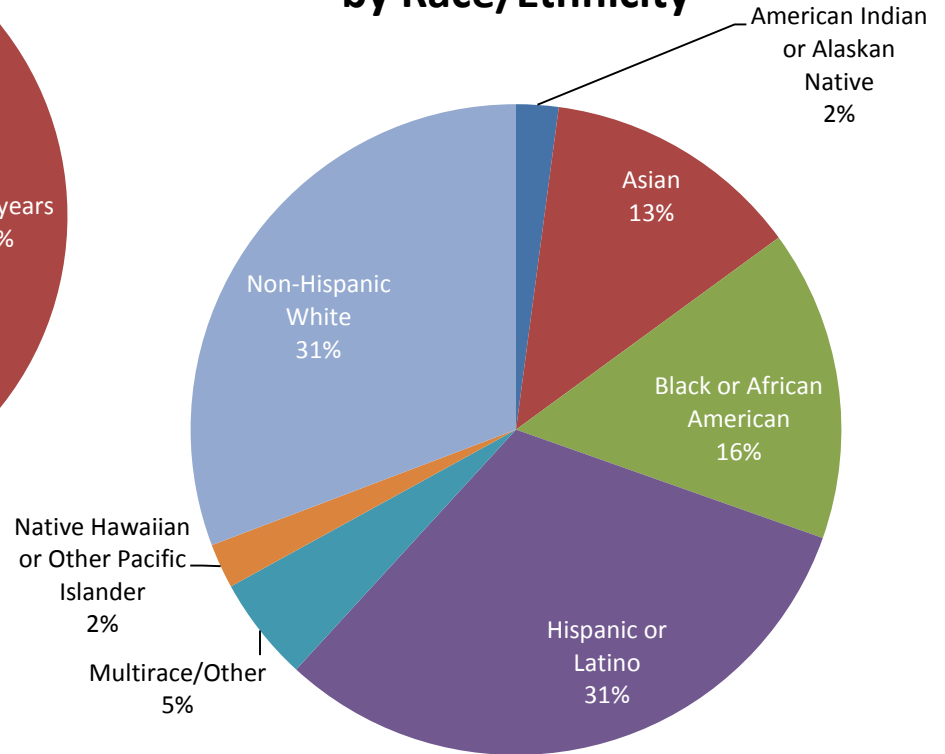
Source: Community Themes and Strengths Assessment, Solano County, 2014

CTSA Survey Respondents

Percentage of Respondents, by Age Group



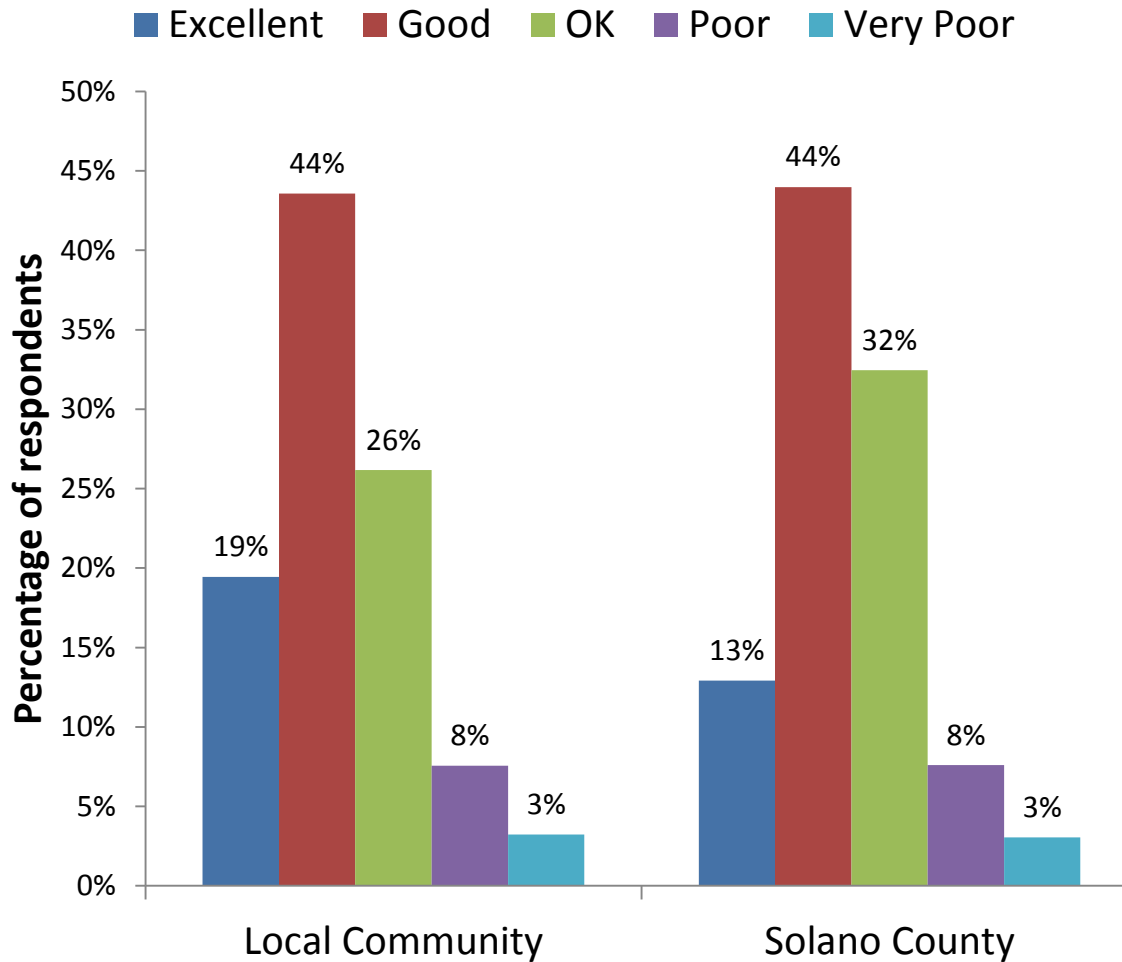
Percentage of Respondents, by Race/Ethnicity



Source: Community Themes and Strengths Assessment, Solano County, 2014

How would you rate your local community and Solano County as a place to live?

A Place to Live

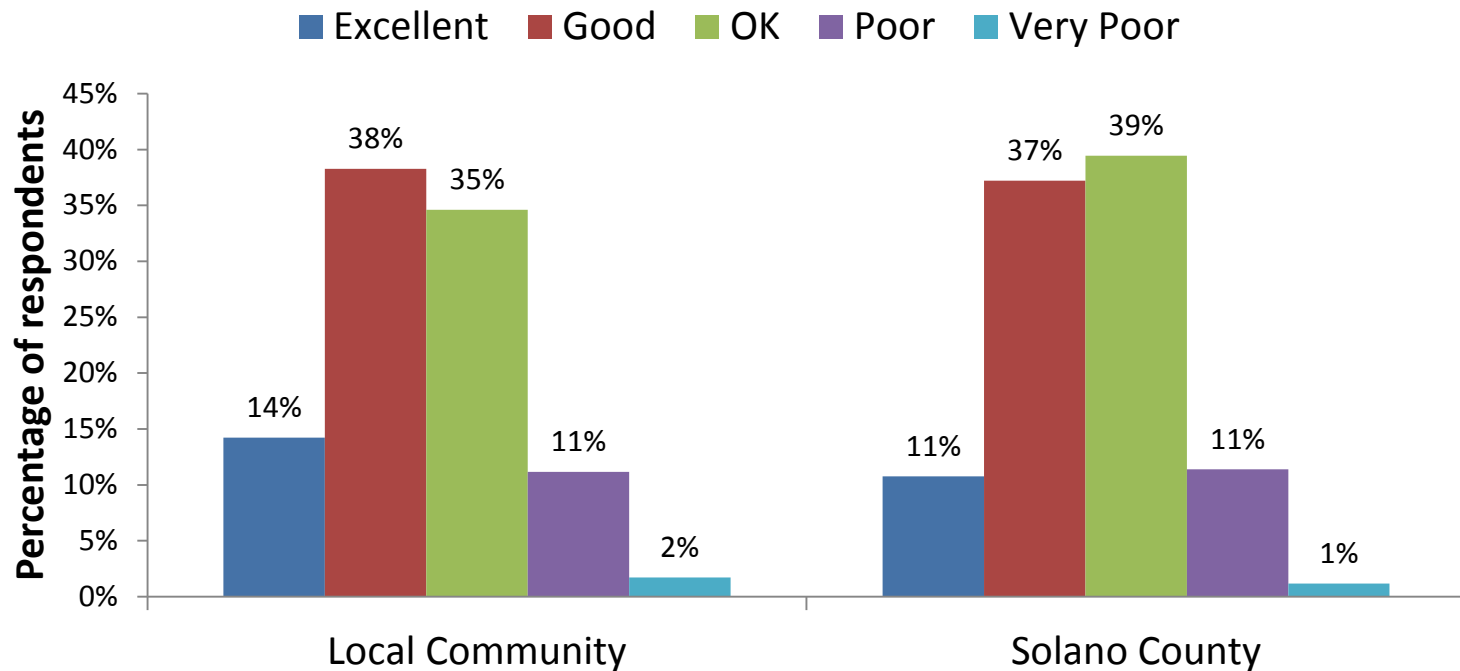


Over **50%** of respondents rated their local community and Solano County as either a **“Good”** or **“Excellent”** place to live.

Source: Community Themes and Strengths Assessment, Solano County, 2014

How would you rate the sense of community involvement and responsibility in your local community and in all of Solano County?

Community Involvement



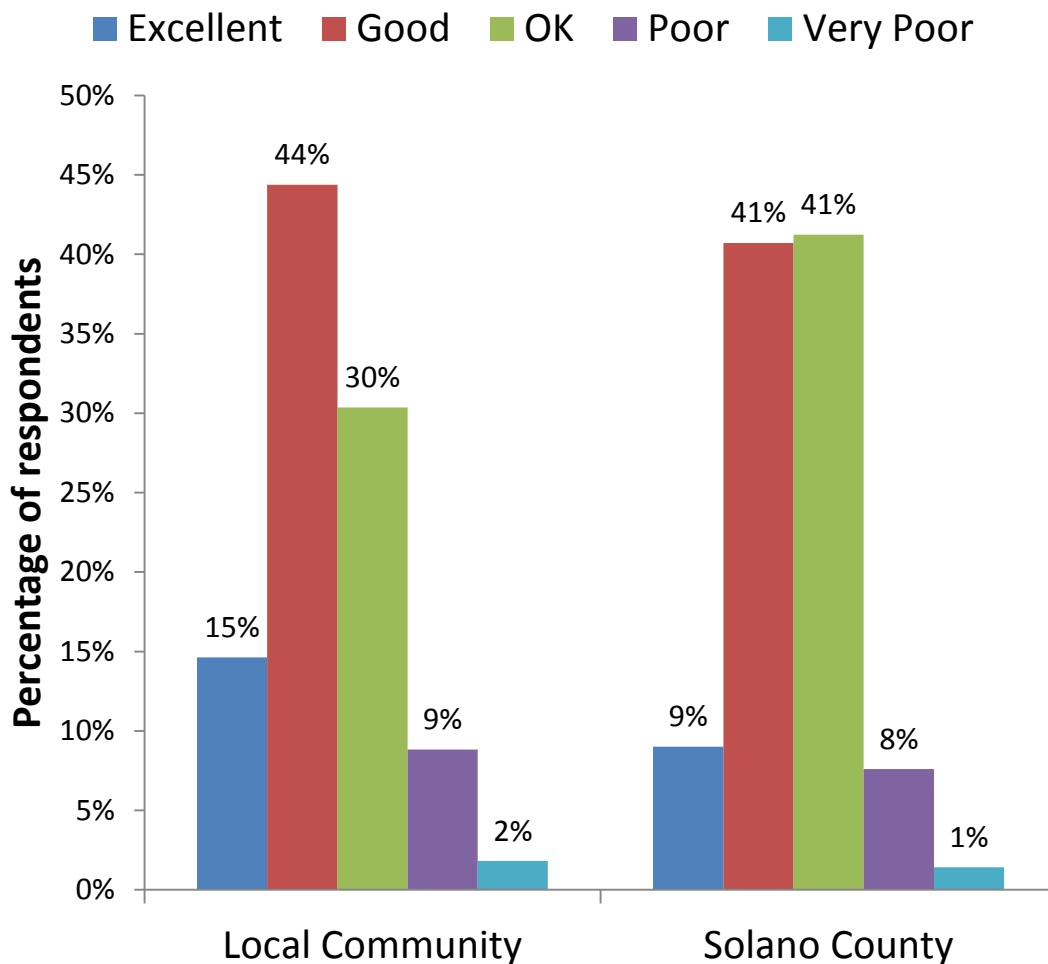
Only half of respondents said their local community and Solano County have a “**Good**” or “**Excellent**” sense of community involvement and responsibility.

Source: Community Themes and Strengths Assessment, Solano County, 2014



How would you rate the quality of life in your local community and in all of Solano County?

Quality of Life

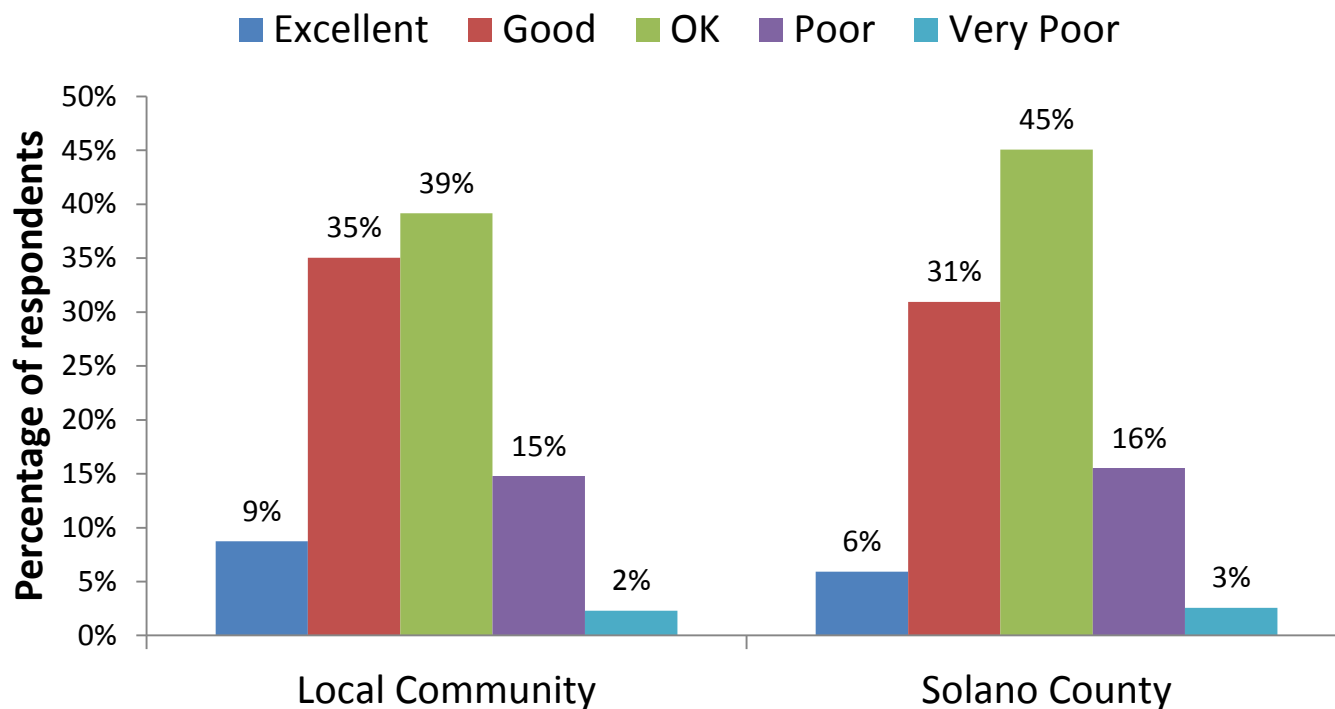


At least **half** of the respondents rated the quality of life in their local community and Solano County as either **“Good”** or **“Excellent”**.

Source: Community Themes and Strengths Assessment, Solano County, 2014

How would you rate your local community and all of Solano County as a “healthy community”?

Healthy Community



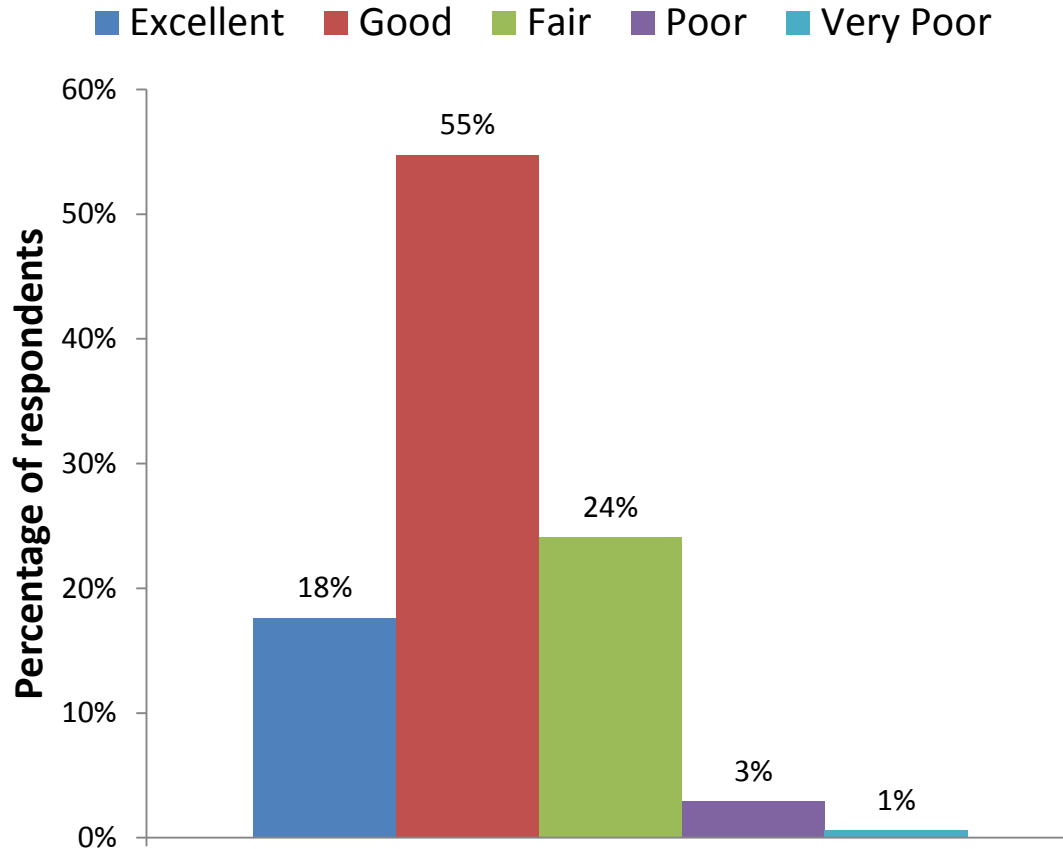
Over **2 in 5** respondents rated their **local community** as either a “**Good**” or “**Excellent**” healthy community; however only **3 in 8** of respondents rated it similarly for **Solano County**.

Source: Community Themes and Strengths Assessment, Solano County, 2014



How would you rate your overall health?

Overall Health



Almost **3 in 4** respondents rated their overall health as either “**Good**” or “**Excellent**”.

Almost **1 in 4** respondents rated their health as “**Fair**”.

Source: Community Themes and Strengths Assessment, Solano County, 2014

Top Three Issues

Health Issues in Your Local Community

3 health issues that most affect local community	Number	Percent
Alcohol/Drug abuse	492	57.4
Obesity	347	40.5
Mental health problems	281	32.8
3 individual behaviors		
Drug abuse	440	51.3
Alcohol abuse	338	39.4
Poor eating habits	228	26.6
3 most important factors of a "healthy community"		
Low crime/safe neighborhoods	359	41.9
Safe place to raise kids	295	34.4
Job opportunities	259	30.2
3 social and economic circumstances		
Unemployment	369	43.1
Poverty	307	35.8
No health insurance	237	30.6
3 environmental issues		
Cigarette smoke	348	40.6
Air pollution	267	34.5
Poor housing conditions	281	32.8

Source: Community Themes and Strengths Assessment, Solano County, 2014